



60TH
ANNIVERSARY




2022/2023

PRODUCT CATALOG

Bioprocessing, Lipids & Transfection
Histology, Cytology & Pathology
Laboratory Equipment & Consumables
Microparticles & Instrument Standards
Monomers & Polymers
Electronic Chemicals

US BRAZIL GERMANY INDIA TAIWAN


AN OTT SCIENTIFIC COMPANY



Polysciences is part of the Ott Scientific family of companies. We strive to develop innovative chemistries, products and services that support advancements across scientific disciplines. Together, we are dedicated to delivering the highly specialized products and services that support scientific discovery and innovations in diagnostics, medical device, specialty chemicals and technology.

We are proud to serve customers across the globe who are working to advance what's possible.

Catalyzing Innovation. Together.



THANK YOU

We'd like to take a moment to thank you for placing your confidence in Polysciences. When it comes to the business of science, we understand the importance of choice, and we appreciate that you've chosen to come to us.

In our 60 years of operation, we've grown into a nexus of technical operations and scientific laboratories housing custom synthesis, contract manufacturing and packaging sections. Through these divisions, we are proud to offer a broad range of products and tailored solutions for the life sciences, bioprocessing, microparticles, medical device, specialty chemical and electronic chemical industries.

We strive to deliver innovative solutions, and as a result, have cultivated our interdisciplinary Specialty Products division to capitalize on our strengths as a multifaceted enterprise. Throughout our history, we've endeavored to provide our customers with the highest quality products and services, something that is only possible through our continued emphasis on partnership and collaboration with customers like you.

Every day, we work to deliver the most useful products and advanced solutions to meet the evolving needs of our core markets. We are steadfast in our commitment to provide exceptional products and services through our scientific expertise, state-of-the-art facilities and quality systems, now and into the future.

Please reach out to us and let us know how we might put our decades of technical knowledge and real-world experience to work for you.

The Ott Family



Andrew Ott
*Executive Vice President,
Chief Operating Officer*



Michael Ott
Owner and President




Ryan Ott
Executive Vice President



Ott Scientific

CATALYZING INNOVATION



In our 60 years of operation, we've grown from a specialty supplier of electron microscopy sample preparation reagents to a global family of companies serving the medical device, diagnostics, bioprocessing, fine chemical and technology industries.

Polysciences, Inc.

info@polysciences.com
Polysciences.com



Bangs Laboratories is a manufacturer of microsphere-based reagents and analytical instrument calibrators used in *in vitro* diagnostics as well as academic and clinical research programs.

Bangs Laboratories, Inc.

info@bangslabs.com
BangsLabs.com



For more than 35 years, Dionis has been a manufacturer of goat milk skincare and related products. Dionis provided Ott Scientific's gateway into consumer products and has continued to grow the business into the highly-recognized brand that it is today.

Dionis Inc.

info@dionisgmskincare.com
DionisGMSkincare.com

THE OTT SCIENTIFIC FAMILY OF COMPANIES BRINGS TOGETHER THE WHOLE OF OUR EXPERIENCE, BEST-IN-CLASS FACILITIES AND SCIENTIFIC, TECHNICAL, ANALYTICAL AND MANUFACTURING CAPABILITIES TO SERVE CUSTOMERS AROUND THE GLOBE.



Founded through the acquisition of the Exocell® diagnostics arm of Glycadia, Inc., Ethos Biosciences was established to continue the design, development and manufacture of high-quality, easy-to-use diagnostic test kits and reagents for nephrology research. In 2021, Ethos Biosciences expanded its footprint and mission by bringing together American Bionostica, Astral Diagnostics and AstralRx businesses under its umbrella.

Ethos Biosciences

info@ethosbiosciences.com
EthosBiosciences.com

Astral Diagnostics

Astral Diagnostics has been a manufacturer of high-quality stains and laboratory reagents for laboratory, veterinary and clinical research and diagnostics for more than 20 years.

AstralRx

AstralRx is the newly-formed GMP CDMO arm of Ethos Biosciences.

American Bionostica

For more than two decades, American Bionostica has been manufacturing lateral flow tests and assays for OEM clients in food safety, agricultural, environmental, veterinary medical, biodefense and clinical sectors.

Exocell

For more than 35 years, Exocell has been a manufacturer of high-quality, easy-to-use diagnostic test kits and reagents for nephrology research.

OUR LOCATIONS

North America

Corporate Headquarters
Polysciences, Inc.
400 Valley Road
Warrington, PA 18976
(215) 343-6484
(800) 523-2575 (US Only)
Fax: (215) 343-0214
(800) 343-3291 (US Only)
info@polysciences.com

Online:

polysciences.com
24 hours a day, 7 days / week

Europe

Polysciences Europe GmbH
Badener Str. 13
69493 Hirschberg an der Bergstrasse
Germany
(49) (0) 6201 845 20 0
Fax: (49) (0) 6201 845 20 20
info@polysciences.de

Asia-Pacific

Polysciences Asia-Pacific, Inc.
2F-1, 207 DunHua N. Road
Taipei, Taiwan 10595
(886) 2 8712 0600
Fax: (886) 2 8712 2677
info@polysciences.tw

India

Ott Scientific India Pvt. Ltd.
Plot no 805, 1st Floor
Udyog Vihar, Phase V
Gurugram, Haryana 122016
91 730 370 2008
info@ottscientific.in

Brazil

Ott Scientific Brasil
Avenida Paulista, 1374
11º andar, Sala 11A142
Bela Vista - São Paulo/SP
CEP 01310-916
Brasil

CUSTOM SYNTHESIS CAPABILITIES

FOSTERING CORPORATE PARTNERSHIPS WITH BEST-IN-CLASS FACILITIES & EXPERTISE

Polysciences has been a manufacturer of specialty chemicals for 60 years, beginning with stains and resins for biological electron microscopy, and continuing through our current industry leadership in the synthesis of fine chemicals for medical device, biopharma, electronics and technology sectors. Our work supports a range of applications, such as biocompatible polymers and polymer precursors for medical devices, bioresorbable polymers for drug elution systems, high-end specialty industrials, energetic additives and rare and hard-to-find chemicals.

Through our Custom Synthesis services, customers are able to leverage Polysciences' scientific and technical expertise, state-of-the-art facilities and in-house analytical capabilities. Our chemical and engineering experience comprise an array of chemistries and polymerizations, and complementary purification, processing and characterization technologies. We offer a highly adaptable, iterative and collaborative CDMO experience—we will work with you to design, replicate or refine formulations, optimize analytical methods and develop scalable production processes.

Polysciences' primary campus in Warrington, PA is home to dedicated R&D suites and a 21 CFR 820 GMP-capable production environment—designed to support projects from development through successful scale-up, validation and commercialization. We maintain FDA facility registration and ISO 13485:2016 Quality Management System certification, and are prepared to support your quality and regulatory requirements.

Polysciences has the expertise in organic chemistry, engineering and chemical characterization to meet your most critical chemistry needs. Whether you require a critical raw material or process development support, we can be your solutions partner of choice. Please contact us at CustomSynthesis@polysciences.com to begin the discussion.



ANALYTICAL CAPABILITIES

NMR (300 MHz: ^1H , ^{13}C , ^{19}F , ^{31}P) - *Purity, Identity*
LCMS, HPLC, GCMS - *Assay, Purity Profile*
FTIR - *Identity*
GPC (5) - *MW, Polydispersity*
DSC, TGA, TMA - *Thermal characterization*
Particle Size Analysis
Atomic Absorption - *Trace Metals*
UV/Visible & Fluorescence
Viscosity

CHEMISTRIES

Acrylates
Amines
Anhydrides
Imides
Glycolides

POLYMERIZATIONS

Addition
Condensation
Free Radical
Ring Opening
Pressure Polymers (ethylene copolymers)

PURIFICATION TECHNIQUES

Distillation
Vacuum Drying
Lyophilization
Tangential Flow Filtration (TFF)
Recrystallization

TYPICAL REACTIONS

Alkylation
Amidation
Bromination
Chiral Synthesis
Condensation
Dehydrohalogenation
Diazotization
Esterification
Hydrogenation
Nitration
Oxidation
Organometallic
Phosgenation
Phosphonation
Polymerization
Quaternization
Reductive Amination
Sulfonation





CONTRACT MANUFACTURING CAPABILITIES

PARTNER WITH OUR CONTRACT SERVICES TEAM TO KEEP PACE WITH AN EVOLVING MANUFACTURING LANDSCAPE

Through our Contract Manufacturing services, Polysciences offers tailored solutions to support your product manufacturing pipeline and accelerate time to market. Whether you're embarking on a new product launch, seeking a new source for current products or expanding your catalog through private labeling, we have the expertise, capabilities and operations to get you there. Our comprehensive and flexible services allow you to select exactly the service you need at any point in your workflow, and our state-of-the-art manufacturing and processing equipment can accommodate your project from pilot scale to bulk production.

As dedicated partners, our experienced project management team will be with you throughout your entire process. We're happy to see your project through formulation and packaging challenges, filling with options including world class ISO 5 or 8 cleanrooms, technical concerns, product design and more, giving our full attention to the project at hand, both quickly and accurately. Thanks to decades of experience, numerous clients big and small have successfully started, completed and continued their projects with us here at Polysciences.

When it comes to working with us, know that your project will be met with knowledge, ingenuity and care by our entire Contract Manufacturing team. With modern, flexible project spaces and production suites, 21 CFR 820 cGMP and ISO 13485 certification, we're devoted to helping you develop superior product, all while meeting deadlines and bringing out the best in your concept.

PROCESSING

- Solids & liquid filling
- Room temp & hot-pour, emulsion and gel materials
- Flammable & hazardous
- WFI grade and DI water systems
- Custom blending – solids, liquids, high viscosity
- Polymer processing (cryogenic milling)

PACKAGING

- Shrink tunnels & induction sealers, including tamper evident packaging
- Bulk drums, bottles, tubes & packs
- In-line labeling
- Kit assembly





ORDERING INFORMATION

UNITED STATES

Purchase orders for shipment should be directed via U.S. Mail or courier service to:

Polysciences, Inc., 400 Valley Road,
Warrington, PA 18976 or via email to:
info@polysciences.com

Please call: **(800) 523-2575** or **(215) 343-6484** from 8:00 am to 5:00 pm EST to place phone orders. Fax orders are received automatically 24 hours a day at: (800) 343-3291 or (215) 343-0214. When ordering, please use catalog number, name of item, and quantity. Package sizes larger than listed may be available at reduced per unit prices. For large packages or more than 20 units of any single item, price quotations are available by fax or phone. Confirming purchase orders are not required, but if sent must be clearly marked **confirming**. Duplicate shipments cannot be returned for full credit.

Credit Cards

We accept: **VISA, MasterCard, American Express and Discover**. Service fee of 3% will be added to all credit card orders over \$5,000.00 USD

Minimum Order Policy

Orders placed in U.S. Dollars and shipped through Polysciences, Inc.: \$35.00

Special Handling Charges

For orders shipped from Polysciences, Inc. in the United States, a special handling fee of \$25.00 may be added to your order for special hazardous material packaging, dry ice and/or cold pack requirements of specific products. In addition, an international order processing fee of \$50.00 will be added to all orders shipped outside of the United States, to defray the added costs associated with such orders.

Return Policy

(a) Please examine your shipments upon receipt for damage or discrepancies. If a

problem arises with your shipment, please contact our Customer Service Department within fifteen (15) days. We will work with you to quickly resolve any problems. Before returning any items, all returns must be authorized by Polysciences to insure proper credit. A Return Material Authorization (RMA) must be obtained by contacting our Customer Service Department. Not all items will be authorized for return due to temperature and packing requirements. To be accepted for consideration by Polysciences, Inc. as a return for restocking, the product must be a currently listed product. Hazardous materials must be packed and labeled in accordance with the current D.O.T., A.D.R. (*GmbH*), I.A.T.A. or I.M.D.G. regulations and practices applying to the transportation of hazardous materials. Shipping documents must also meet D.O.T., A.D.R. (*GmbH*) regulations. Non-compliant shipments will not qualify for credit. Shipping charges are the customer's/distributor's responsibility. Items returned without a RMA may not be accepted. To ensure proper credit, each Product return must include the following information:

Customer Name and Address, Purchase Order Number, Polysciences Shipping Order Number, Date of Invoice, Catalog Number of Returned Item(s), Polysciences Return Authorization Number, Reason for Return.

Authorized returns should be made within 30 days of issuance of a RMA. A 30% restocking charge will be levied on materials returned because of error on the part of the buyer. The seller shall be under no obligation to replace goods that have been lost or damaged by the carrier.

(b) Products not authorized for return: Products purchased as Custom Orders, Products not purchased from Polysciences, Inc., Products with an expired shelf life, Discontinued products, Products missing labels or parts.

Method of Shipment

Unless specifically advised, we will ship by United Parcel Service, parcel post, common carrier or air freight. Rapid and reliable delivery of microspheres, particles and beads is ensured by Next Day Air for orders shipped from Polysciences, Inc., in the United States to domestic addresses. All materials requiring dry ice packaging must be shipped air express. All cold pack materials must be shipped via United Parcel Service's next day air service. For those hazardous chemicals covered by Department of Transportation and/or International Air Transport Association (IATA) regulations for flammable (red label) or hazardous items, we reserve the right to elect the most appropriate shipping method in order to comply with those regulations.

Certificates of Origin: \$35.00

Polysciences, Inc. supplies Certificates of Origin documents to those customers that specifically request them. The Certificate of Origin document is not required to ship products, and is used exclusively to enable International Customers to receive a discount on import custom fees. The document is a value added service we provide to our customers.

POLYSCIENCES EUROPE GMBH

Orders shipped to European countries will be processed through Polysciences Europe GmbH and billed in Euros. Purchase orders for shipment should be directed via International mail or courier service to:

Polysciences Europe GmbH, Badener Str. 13
69493 Hirschberg an der Bergstrasse,
Germany or via email to:
info@polysciences.de

Please call: **+49 (0) 6201 845 20 0** from 8:00 am to 5:00 pm CET to place phone orders. Fax orders are received 24 hours a day at: **+49 (0) 6201 845 20 20**.

When ordering, please use catalog number, name of item, and quantity. Package sizes larger than listed may be available at reduced per unit prices. For large package or more than 20 units of any single item, price quotations are available by fax or email.

Confirming purchase orders are not required, but if sent must be clearly marked **confirming**. Duplicate shipments cannot be returned for full credit.

Credit Cards

Polysciences Europe GmbH only accepts **VISA**. Service fee of 3% will be added to all credit card orders over 5,000.00 EUR.

Minimum Order Policy

For orders placed in Euros and shipped to European countries through Polysciences Europe GmbH: On orders less than 250.00 Euro, a small order fee of 20.00 Euro will be applied to shipments outside of Germany.

Special Handling Charges

For orders shipped from Polysciences Europe GmbH in Germany, a special handling fee of 10.00 Euro may be added to your order for special hazardous material packaging or cold pack requirements of specific products. In addition, a 10.00 Euro fee will be added to all shipments requiring customs declarations. A 165.00 Euro Veterinary Customs Processing Fee will be added to certain antibodies.

Return Policy

Please examine your shipments upon receipt for damage or discrepancies. If a problem arises with your shipment, please contact our Customer Service Department within fifteen (15) days. *See full Return Policy under Polysciences, Inc. United States Ordering Information at left.*

Method of Shipment

Orders placed through the web site for shipment to European countries will be processed through Polysciences Europe GmbH. We cannot guarantee these shipments for overnight delivery. If you require expedited service, please contact Polysciences Europe GmbH directly at +49 (0)6201-845 200.

Certificates of Origin: 30.00 Euro

Polysciences Europe GmbH supplies Certificates of Origin documents to those customers that specifically request them. The Certificate of Origin document is not required to ship products, and is used exclusively to enable International Customers to receive a discount on import custom fees. The document is a value added service we provide to our customers.

POLYSCIENCES ASIA-PACIFIC

Purchase orders for shipment should be placed with email, phone or courier service to:

Polysciences Asia-Pacific, Inc., 2F-1, 207 DunHua N. Road, Taipei, Taiwan, 10595 or via email to: info@polysciences.tw

Please call: **+886 2 8712 0600** from 9:00 am to 6:00 pm Taipei time (GMT+8) to place phone orders. Fax orders are received automatically 24 hours a day at: +886 2 8712 2677

When ordering, please use catalog number, name of item and quantity. Package sizes larger than listed may be available at reduced per unit prices. For large package or more than 20 units of any single item, price quotations are available by fax or email. Polysciences Asia-Pacific, Inc. will issue an order acknowledgement.

Minimum Order Policy \$50.00 USD

Handling Charges

Handling fee: \$50.00 USD per shipment. For hazardous material packaged with dry ice and/or cold pack, an additional handling charge of \$25.00 USD will apply.

Return Policy

Please examine your shipments upon receipt for damage or discrepancies. If a problem arises with your shipment, please contact our Customer Service Department within fifteen (15) days. *See full Return Policy under Polysciences, Inc. United States Ordering Information at left.*

Method of Shipment

Unless specifically specified, shipment will be made by FedEx, EMS, parcel post, common carrier or air freight. All materials requiring dry ice packaging must be shipped air express. For those hazardous chemicals covered by Department of Transportation and/or International Air Transport Association (IATA) regulations for flammable (red label) or hazardous items, we reserve the right to elect the most appropriate shipping method in order to comply with those regulations.

Certificates of Origin: \$35.00 USD

Polysciences supplies Certificates of Origin documents under at the request of customers.

Terms and Conditions

Please refer to the Index Section for a full description of our Terms and Conditions of sale.

OTT SCIENTIFIC INDIA

Purchase orders for shipment should be directed via courier/ postal service to:

Ott Scientific India Pvt Ltd
Plot no 805, 1st Floor
Udyog Vihar, Phase V
Gurugram, Haryana 122016 India
or via email to: info@ottscientific.in

When ordering, please use catalog number, name of item and quantity. Package sizes larger than listed may be available at reduced per unit prices. For large package or more than 20 units of any single item, price quotations are available by phone (+91 730 370 2008).

Online ordering

We accept online payment by credit card (VISA, MasterCard, American Express), debit card, net banking, wallets & UPI. Service fee on online ordering per transaction:
Credit card - 3%
Debit card - 1%
Internet banking/ Wallets - 2%
UPI - NIL

Minimum Order Policy

Orders placed in INR and shipped through Ott Scientific India: ₹2500.00 + GST

Special Handling Charges

For orders shipped from Ott Scientific India in India, a special handling fee may be added to your order for special hazardous material packaging, dry ice and/or cold pack requirements of specific products which will be based on ordered product and order volume.

Return Policy

(a) Please examine your shipments upon receipt for damage or discrepancies. If a problem arises with your shipment, please contact our Customer Service Department within 24 hrs. 40% restocking charge will be levied on materials returned because of error on the part of the buyer.

(b) Products not authorized for return:

- Products purchased as Custom Orders
- Products not purchased from Ott Scientific India
- Products with an expired shelf life
- Discontinued products
- Products missing labels or parts

Method of Shipment

Unless specifically specified, shipment will be made by common carrier or air freight. All materials requiring dry ice packaging must be shipped air express. For those hazardous chemicals covered by Department of Transportation and/or International Air Transport Association (IATA) regulations for flammable (red label) or hazardous items, we reserve the right to elect the most appropriate shipping method in order to comply with those regulations.

Certificates of Origin: INR 2500.00

Ott Scientific India supplies Certificates of Origin documents to those customers that specifically request them. The document is a value-added service we provide to our customers.



USING THIS CATALOG

For most of the chemicals listed in this catalog we provide hazard, handling and storage codes as well as technical data. The information provided is believed to be current at time of printing, but is provided without warranty of any kind. We do not warrant that chemicals listed without codes are necessarily hazard-free or that all codes are listed for each chemical.

TERMS AND ABBREVIATIONS

Purity:	min; minimum;> greater than; ~ around
CAS #:	Chemical Abstracts Service Registry Number
MW:	Molecular weight or average molecular weight in the case of polymers.
Mw:	Weight Average Molecular Weight
Mn:	Number Average Molecular Weight
Density:	Density in gram/cc at 20° C
mp:	melting point in ° centigrade. dec: with decomposition
bp:	boiling point in ° centigrade at atmospheric pressure unless pressure is specified in millimeter (mm) of mercury
Glass transition:	measurement of polymer in ° centigrade
R.I.:	Refractive index at 20° C on D-line.
Inhibitor level:	measurement in parts per million unless specified otherwise. HQ: Hydroquinone MEHQ: methyl ether of hydroquinone BHT: butylated hydroxy toluene PTZ: Phenothiazine
i.v.:	inherent viscosity as dl/g at 20° C
Rel. vis.:	dimensionless ratio at 20° C
Soluble in:	MEK - methyl ethyl ketone MDC - dichloromethane, DMF - dimethyl formamide THF - tetrahydrofuran DMSO - dimethyl sulfoxide NMP - N-methylpyrrolidinone
Emiss max:	Emission maximum in nm
Exc max:	Excitation maximum in nm
I max:	Absorption maximum in nm
WPE:	weight per epoxide
FP:	flash point in ° C
pH:	negative logarithm of hydrogen ion concentration
pK:	negative logarithm of dissociation constant
Viscosity Units:	CPS - centipoise at 25° C unless specified otherwise, AQ - aqueous CST - centistokes
Conductivity Units:	Siemens/centimeter
TLC:	thin layer chromatography
HLB:	Hydrophilic lipophilic balance
C.I.:	Color index number

HAZARD, STORAGE AND HANDLING CODES

Hazard Codes

A	Harmless, use normal precautions
B	Corrosive
C	Flammable liquid
D	Flammable solid
E	Combustible
F	Organic peroxide
G	Oxidizer
H	Irritant
I	Lachrymator
J	Monomer
K	Hygroscopic
L	Pyrophoric
M	Suspected carcinogen
N	Vesicant
O	Skin sensitizer
P	Poison (Ingestion)
R	Poison (Absorption)
S	Poison (Inhalation)
T	Gas, inert
U	Unknown
V	Toxic (Ingestion)
W	Toxic (Absorption)
X	Toxic (Inhalation)
Y	Special

Handling Codes

2	Exercise normal care in handling
3	Gloves
4	Gloves & chemical goggles
5	Gloves & fume hood
6	Gloves, chemical goggles & fume hood no chemical mask
7	Gloves, chemical goggles & chemical mask or hood

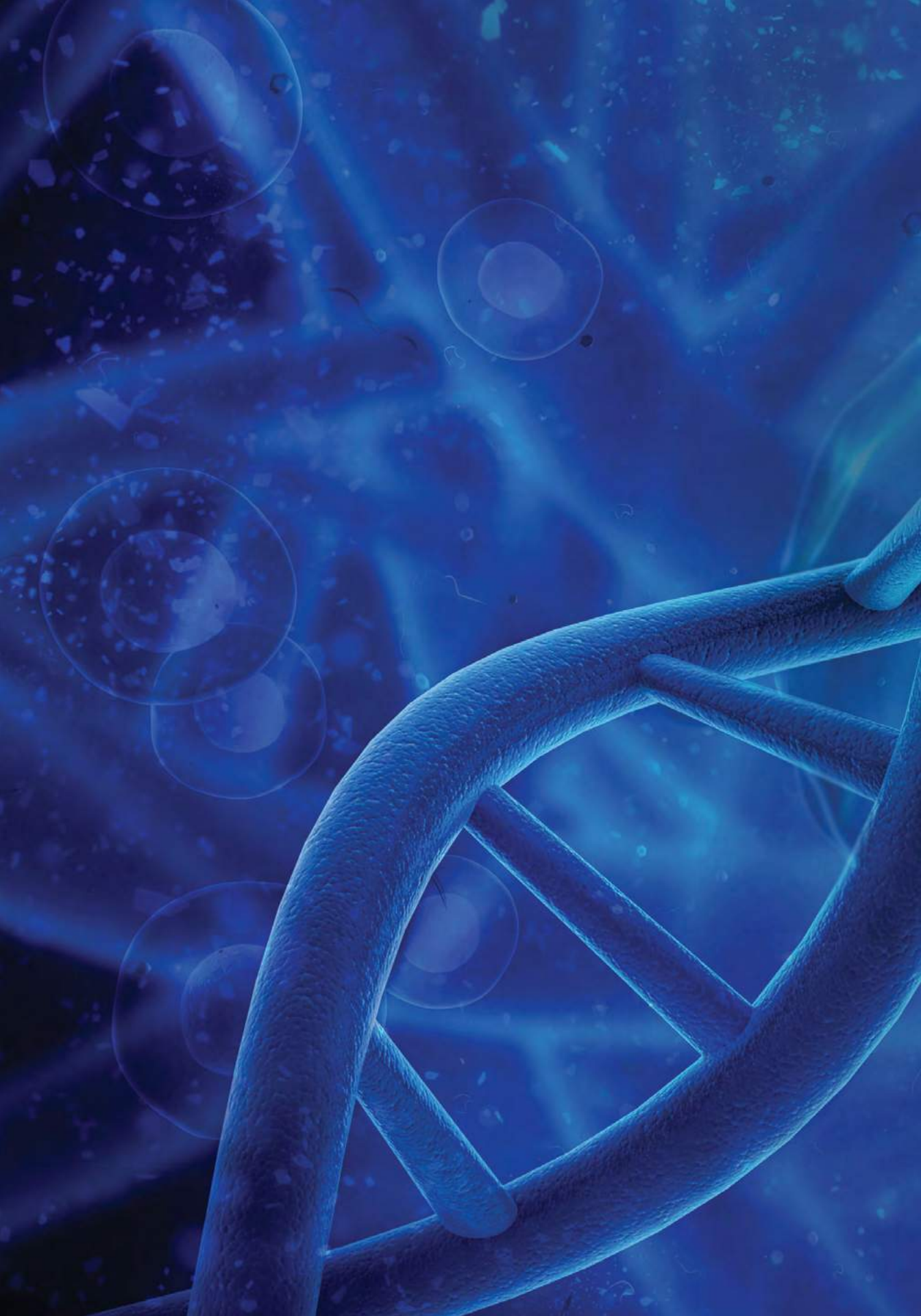
Storage Codes

a	Protect from light
b	Protect from moisture
c	Handle under dry nitrogen
d	Store at 4° C
e	Store below 0° C
f	Store below -20° C
g	Store at room temperature
h	Nuisance dust
k	Stench
m	Do not permit to freeze
n	Allow to come to room temperature before opening
p	Explosive when dry
r	Store at -70° C
s	Long term storage at 4° C
w	Refrigerate on arrival; do not freeze
x	Cold pack shipment
z	Dry ice shipment



TABLE OF CONTENTS

Bioprocessing, Lipids & Transfection.....	19
Life Sciences	29
Histology, Cytology & Pathology	30
Laboratory Equipment & Consumables.....	117
Microparticles & Instrument Standards	159
Monomers.....	253
Polymers	295
Electronic Chemicals.....	377



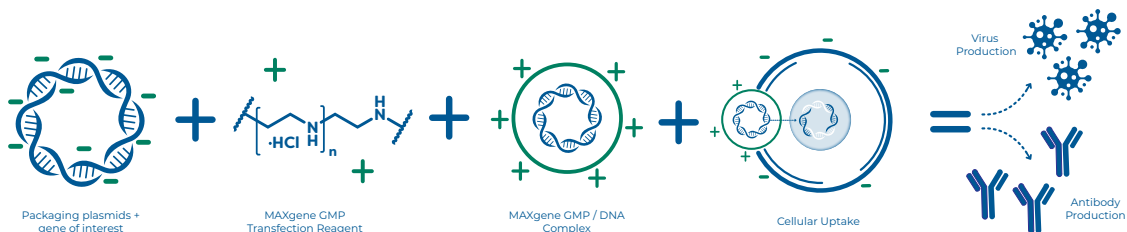


BIOPROCESSING, LIPIDS & TRANSFECTION

PEI Transfection Reagents.....	21
Lipids for Drug Delivery, mRNA Vaccines & Transfection.....	23
Ionizable cationic lipids.....	25
Phospholipid.....	26
Sterol lipid.....	26
Instrument Standards for Bioprocessing.....	27



PEI Transfection Reagents



PEI TRANSFECTION REAGENTS

PEI is a polycationic polymer that forms a positively-charged complex with nucleic acids, which then readily interacts with cell surfaces. This leads to endocytosis and transport of the PEI: nucleic acid complex into the cytoplasm and ultimately to the nucleus. PEI-mediated transfection has advantages over other available methods. PEI is well tolerated in many different cell types, including in cell lines commonly used for bioprocessing, with low cytotoxicity and compatibility in both adherent and suspension cell culture systems.

MAXgene® GMP Transfection Reagent

MAXgene is a cGMP transfection reagent designed for efficient DNA delivery for large-scale production of high-titer AAV and LV viral vectors that are used for manufacturing cell and gene therapies. MAXgene GMP transfection reagents complete the Polysciences' PEI MAX® product range and provide the transition from process development through clinical trials up to commercialization for a straightforward and seamless process. It is fully synthetic and is manufactured in accordance with cGMP 21 CFR 820 under an ISO 13485 Quality Management System.

Features:

- High transfection efficiency with low cytotoxicity
- Great lot-to-lot consistency
- Easy to optimize and introduce into application protocols
- Scalable for well plates, flasks and larger-capacity bioreactors
- Cost-Effective
- Designed for clinical trials and commercial manufacturing of viral vectors intended for gene/cell therapy
- R&D grades available for process development

CHARACTERISTICS	SIZE	CATALOG #
Ready-to-Use Solution	1 liter	26406-1
Powder	1 g	26435-1

Transporter 5® Transfection Reagent

26008

Transporter 5 is a ready-to-use solution that is designed for process development to produce high viral titers, it is the R&D grade version of MAXgene.

SIZE	CATALOG #
5 ml	26008-5
50 ml	26008-50

PEI Transfection Reagents

PEI MAX® - Transfection Grade Linear Polyethylenimine Hydrochloride

24765

Polyethylenimine “Max” (PEI MAX) is a powerful, trusted and cost-effective reagent designed for process development that is widely considered a gold standard for both *in vitro* and *in vivo* transfection. PEI MAX has a high density of protonatable amino groups, with amino nitrogen as every third atom. This imparts a high buffering ability at nearly any pH. Hence, once inside the endosome, PEI MAX disrupts the vacuole and releases the genetic material into the cytoplasm. Stable complexation with DNA, efficient entry into the cell and ability to escape the endosome make PEI MAX a highly efficient transfection reagent for a wide range of cell lines/types including HEK293 and CHO cells grown in adherent and suspension cultures. PEI MAX is capable of yielding high-efficiency cell lines without compromising cell viability compared to other PEI and liposomal transfection reagents available in the market.

SIZE	CATALOG #
1 g	24765-1
100mg	24765-100

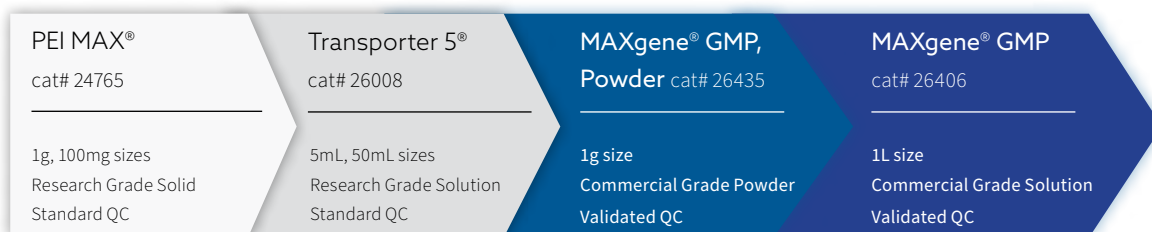
PEI 25K™ (Polyethylenimine, Linear, MW 25000, Transfection Grade)

23966

PEI 25K is a powerful, trusted and cost-effective transient transfection reagent. In HEK293 and CHO expression systems, PEI offers high gene expression on a wide scale.

SIZE	CATALOG #
1 g	23966-1
100 mg	23966-100

Bioprocess Manufacturing Scale-up Sequence



Lipids for Drug Delivery, mRNA Vaccines & Transfection

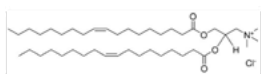
Lipid NanoParticles (LNP) and Nanostructured Lipid Carriers (NLC) have been proven as effective delivery systems for mRNA vaccines. Polysciences scientists have mastered the synthesis of custom and standard lipids (Phospholipids, Pegylated Lipids, Cationic Lipids etc.) used in the formation of these LNPs or NLCs from multi-gram to multi-kilogram at different regulatory tiers (R&D, GMP).



PERMANENTLY IONIZED CATIONIC LIPIDS

Cationic Lipids are widely used as functional excipients of drug products as they facilitate the self-assembly process of the LNP/NLC used for the delivery of the drug product into cells, and the mRNA escape from the endosome. When incorporated into Lipid NanoParticles (LNP), they help regulate the endosomal release of the RNA.

Polysciences currently provides the following R&D grade cationic lipids. To know more about custom synthesis or cGMP grade lipids contacts us at info@polysciences.com.

DOTAP Chloride**14475**

DOTAP Chloride (N-[1-(2,3-Dioleoyloxy)propyl]-N,N,N-trimethylammonium chloride) is a widely used cationic liposome-forming compound for *in vitro* and *in vivo* transfection of DNA, RNA and other negatively charged molecules. DOTAP encapsulates the nucleic acids to form a stable complex spontaneously by means of electrostatic interaction, facilitates cell attachment, internalization by endocytosis as well as endosomal escape by proton sponge. It has been used in the formation of Lipid Nanoparticles (LNP) or Nanostructured Lipid carriers (NLCs) in the development of mRNA vaccines such as COVID-19 vaccine and drug delivery systems. This product is for research use only.

SIZE	CATALOG #
25mg	14475-25
100mg	14475-100
500mg	14475-500

DOTAP Methyl Sulfate**14475MS**

DOTAP MS (N-[1-(2,3-Dioleoyloxy)propyl]-N,N,N-trimethylammonium methyl-sulfate)

SIZE	CATALOG #
25 mg	14475MS-25
100 mg	14475MS-100
500 mg	14475MS-500

Lipids for Drug Delivery, mRNA Vaccines & Transfection

DOTMA Chloride
14476

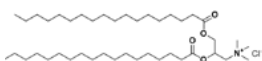
N,N,N-trimethyl-2,3-bis[(9Z)-9-octadecen-1-yloxy]-1-propanaminium, chloride
 DOTMA is one of the most widely used cationic lipids for gene transfection due to his efficiency in delivering DNA, RNA, oligonucleotides.



SIZE	CATALOG #
25 mg	14476-25
100 mg	14476-100
500 mg	14476-500

DSTAP Chloride CAS#: 220609-41-6 | $C_{42}H_{84}NO_4Cl$
14486

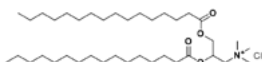
DSTAP chloride (1,2-distearoyl-3-trimethylammonium-propane chloride)



SIZE	CATALOG #
25 mg	14486-25
100 mg	14486-100
500 mg	14486-500

DPTAP Chloride CAS#: 139984-36-4 | $C_{38}H_{76}NO_4Cl$
14487

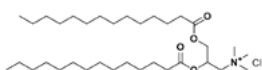
DPTAP chloride (1,2-dipalmitoyl-3-trimethylammonium-propane chloride)



SIZE	CATALOG #
25 mg	14487-25
100 mg	14487-100
500 mg	14487-500

DMTAP Chloride CAS#: 197974-74-6 | $C_{34}H_{68}NO_4Cl$
14488

DMTAP chloride (1,2-dimyristoyl-3-trimethylammonium-propane chloride)



SIZE	CATALOG #
25 mg	14488-25
100 mg	14488-100
500 mg	14488-500

Lipids for Drug Delivery, mRNA Vaccines & Transfection

IONIZABLE CATIONIC LIPIDS

DODMA CAS#: 104162-47-2 | $C_{41}H_{81}NO_2$ **14478**

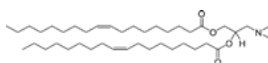
(1,2-dioleoyloxy-3-dimethylaminopropane)

DODMA is an ionizable cationic lipid with a protonatable tertiary amine head group that exhibits positive charge at low pH. DODMA is highly efficient at encapsulating nucleic acid to form lipoplexes during synthesis by reducing the physiological pH, which readily passes through the cell membrane. These properties make DODMA highly suitable for transfection and drug delivery applications.

Features:

Efficient delivery of plasmid DNA, siRNA/miRNA and CRISPR/Cas9 components
 Cost-effective
 Flexibility and reproducibility

SIZE	CATALOG #
25 mg	14478-25
100 mg	14478-100
500 mg	14478-500

DODAP CAS#: 127512-29-2 | $C_{41}H_{77}NO_4$ **14489**

(1,2-dioleoyl-3-dimethylammonium-propane)

DODAP is an ionizable cationic lipid with lower cytotoxicity and high transfection efficiency. DODAP is neutral at physiological pH, but acquires a positive charge inside the endosome due to the protonation of free amines when pH is lower than its pKa (<7). The electrostatic interactions between DODAP and naturally-occurring anionic lipids in endosomal membranes trigger the release of nucleic acid. These interactions promote membrane-lytic non-bilayer structures to enable the intracellular delivery of nucleic acid. A common application is in nanomedicine as an ionizable lipid component of nanocarriers (lipid-polymer hybrid nanoparticles, LPNs), widely used to encapsulate bioactive molecules, including mRNA, siRNA and plasmid DNA as a treatment for diseases.

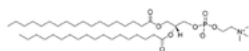
Features:

High transfection efficiency and low cytotoxicity
 Efficient delivery of plasmid DNA, siRNA/miRNA and CRISPR/Cas9 components
 Widely-used in nanomedicine
 Flexible and scalable

SIZE	CATALOG #
25 mg	14489-25
100 mg	14489-100
500 mg	14489-500

Lipids for Drug Delivery, mRNA Vaccines & Transfection

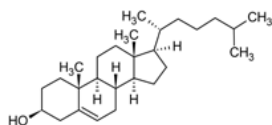
PHOSPHOLIPID

DSPC CAS#: 816-94-4 | $C_{44}H_{88}NO_6P$
26437

Distearoylphosphatidylcholine

DSPC is a zwitterionic phospholipid that is used in the preparation of liposomes for transfection and drug delivery applications. DSPC functions to enhance encapsulation efficiency and liposome stability, which enables greater effectiveness in bioprocessing. Lipopolyplexes containing DSPC have been found to have less cytotoxicity and therefore greater cell viability when compared to other phospholipid-based systems. DSPC has been receiving increasing attention as a valuable component in forming lipid nanoparticles (LNPs) in the growing field of mRNA vaccines. LNPs facilitate the safe and effective delivery of mRNA to target cells, thus enabling therapeutic action.

SIZE	CATALOG #
50 mg	26437-50
250 mg	26437-250
1 g	26437-1

STEROL LIPID


Cholesterol CAS#: 57-88-5 | $C_{27}H_{46}O$
26436


Cholesterol is a naturally-occurring sterol lipid that has received growing emphasis in the bioprocessing space for its ability to improve DNA transfection efficiency by reducing the adherence of serum proteins to lipopolyplexes and increasing fusion with cellular membranes. The benefits of Cholesterol on cationic lipid complexes have been shown to increase transfection rates both in cell cultures and *in vivo*. Cholesterol has also been shown to reduce degradation of DNA from DNase *in vivo*. Polysciences' high purity, transfection grade Cholesterol can be used in conjunction with our other cationic lipid products to provide reliable performance for bioprocessing applications.

Cholesterol is receiving increased attention as a valuable component in forming lipid nanoparticles (LNPs) in the growing field of mRNA vaccines. LNPs facilitate the safe and effective delivery of mRNA to target cells, thus enabling therapeutic action.

SIZE	CATALOG #
50 mg	26436-50
250 mg	26436-250
1 g	26436-1

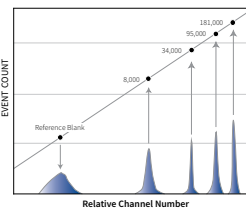
Analytical Instrument Standards for Bioprocessing



Standards for Cell Concentration & Viability Analyzers

Our ViaCheck™ microsphere standards mimic the characteristics of live and dead cells in the trypan blue dye exclusion method and may be used to support validation and QC of image-based cell viability analyzers (e.g. Vi-CELL®) used in biomanufacturing programs. ViaCheck™ Viability Controls are supplied at $\sim 1.0 \times 10^6$ beads / mL and are available in a range of live/dead ratios. ViaCheck™ Concentration Controls are available in concentrations from 0.5×10^6 to 8×10^6 beads/mL.

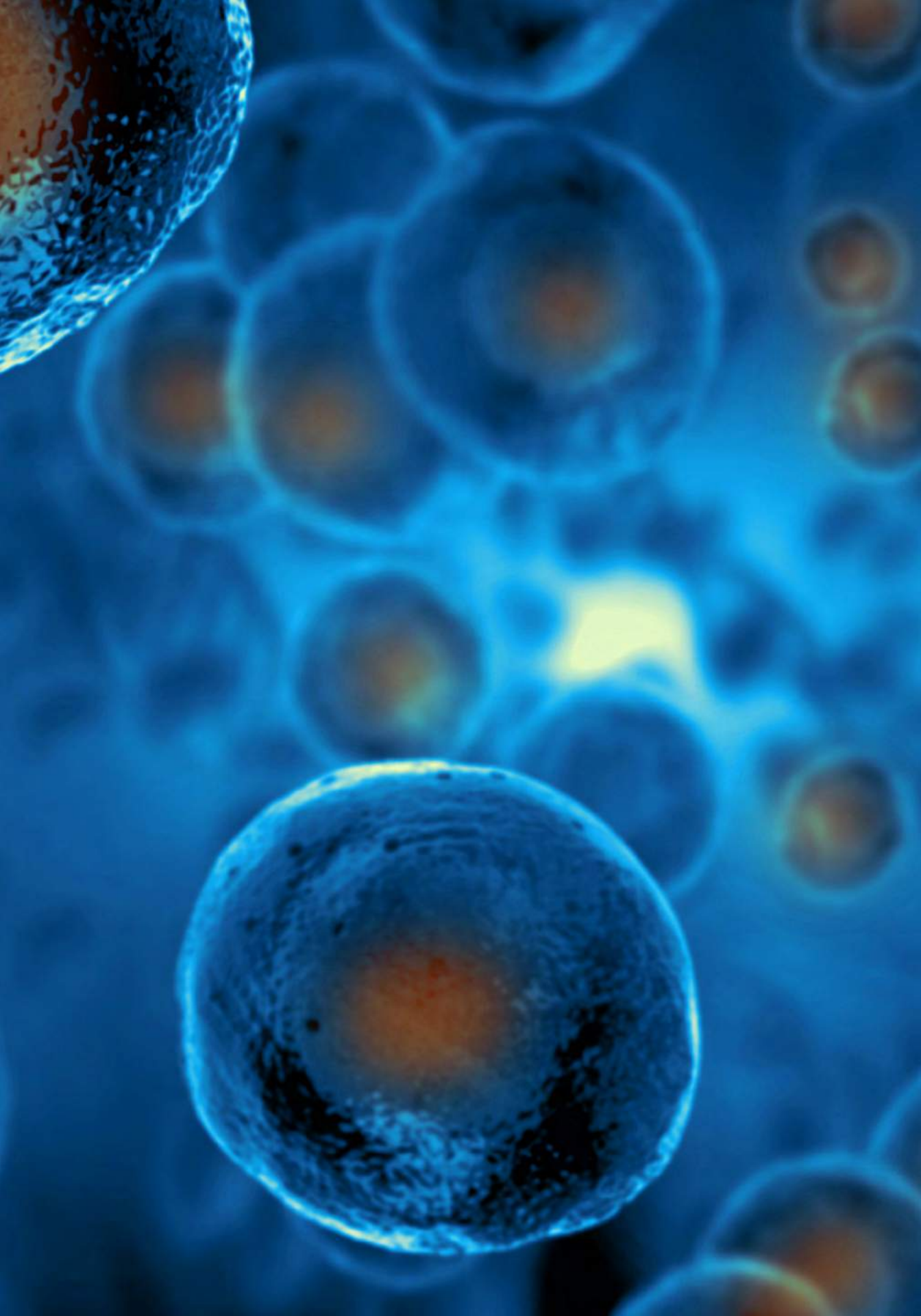
Standards for Flow Cytometry



We offer a full range of products for flow cytometry, including standards for quantitative fluorescence cytometry. Quantum™ MESF and Quantum™ Simply Cellular® microspheres are external standards that enable the standardization of fluorescence intensity units irrespective of flow cytometer and software. Because they are labeled with the same fluorochromes used to label cells, they provide a synchronous response to the environment. To use, beads are run on the same day and at the same PMT & compensation settings as samples to establish a calibration curve that relates instrument channel values and standardized fluorescence intensity units (MESF or ABC). Cell samples are then read against the curve for determination of expression (i.e. quantitation of the fluor signal from each cell population).

Notably, Quantum™ microsphere kits are used for cellular expression analyses such as transfection efficiency, surface marker expression or antibody occupancy, among others.

Please see our [Microparticles & Instrument Standards](#) section for full product details.



LIFE SCIENCES

HISTOLOGY, CYTOLOGY & PATHOLOGY

Quick Reference Guides	30
Histology	37
Fixatives	37
Grossing	42
Decalcification.....	44
Bleaching Agents	46
Clearing & Dehydration.....	46
Histology Buffers.....	49
Paraffins & Molds	49
Frozen Tissue Media.....	56
Resins & Catalysts.....	57

DYES & STAINS

Routine Stains.....	67
Special Stains & Kits.....	71
Certified Dyes & Stains.....	79
Fluorescent Dyes & Stains.....	86
Metallic Labels.....	93
Microbiology	97

REAGENTS & CHEMICALS

Affinity Chromatography	100
Reagents, Buffers & Additives	101
Antibodies	101
Blockers	103
Surfactants.....	103
Additional Reagents & Additives.....	104
Additional Buffers	106

TRANSFECTION REAGENTS

PEI	110
Lipids	112

LAB EQUIPMENT & CONSUMABLES.....	117
----------------------------------	-----

Certified Dyes

PRODUCT NAME	C.I. #	CAT. #	PAGE
Acid Fuchsin	42685	24991	79
Acridine Orange	46005	04539	79
Alcian Blue 8GX	74240	19175	80
Biebrich Scarlet	26905	03336	80
Chlorazole Black E	30235	02730	80
Cibacron Blue, F3GA	61211	25721	81
Congo Red	22120	02736	81
Coomassie® Blue G250	42655	03707	81
Coomassie® Blue R250	42660	00352	81
Cresyl Violet Acetate	-	21063	81
Eosin Y	45380	02740	82
Fast Green	42053	02745	82
Fuchsin, basic (Pararosaniline)	42500	06342	82
Hematoxylin	75290	02749	82
Light Green SF Yellowish	42095	02753	83
Nuclear Fast Red	60760	09773	83
Oil Red O	26125	06317	83
Orange G	16230	00968	83
Pyronin Y	45005	18614	84
Rhodamine 6G	45160	25004	84
Safranin O	50240	02782	84
Sirius Red	35780	09400	84
Sudan Black B	26150	25008	85
Tetrachrome Stain (MacNeal)	25004	02783	85
Toluidine Blue O	52040	01234	85
Toluidine Blue O (purified)	52040	15931	85
Wright Stain	-	02785	85

Embedding Media Selection Guide

PRODUCT	TDS #	MEDIUM TYPE	APPLICATION	VISCOSITY	POLYMERIZATION TEMP.	TIME	CAT. #	PAGE
PolyFin® Paraffin (Multiple melting points; 52 - 54°C, 56 - 58°C, 62 - 64°C)	429	Paraffin	Histology/IHC	Med.	2 - 4° C	2-4 hrs.	19562	50
Embed-It™ Low Viscosity Epoxy Kit	622	Epoxy	EM/Histo	Low	60° C	12-24 hrs.	24300	59
Poly/Bed 502 Kit, Luft's Formula	128	Epoxy PO	EM/Histo	Med.	60° C	12-24 hrs.	02600	64
Batson's #17 Anatomical Corrosion Kit	105	Methacrylate	EM/Histology	Med./High	RT	24 hrs.	07349	57
JB-4® Plus Embedding Kit	393	Glycol Methacrylate	Histology	Low	0 - 4° C	60 min.	18570	61

Embedding Media Selection Guide continued

PRODUCT	TDS #	MEDIUM TYPE	APPLICATION	VISCOSITY	POLYMERIZATION TEMP.	TIME	CAT. #	PAGE
JB-4® Embedding Kit	123	Glycol Methacrylate	Histology	Low	0 - 4° C	60 min.	00226	60
JB-4® Mini Embedding Kit	494	Glycol Methacrylate	Histology	Low	4 - 25° C	1-2 hrs.	22507	60
LR White® Embedding Media	305	Acrylic	EM/Histo/IHC	Very low	60° C	12-20 hrs.	17411	61
Lowicryl®HM 20 Non-polar, hydrophobic, Embedding Kit	248	Acrylic	EM/Histo	Low	-70° C	24 hrs.	15924	62
Lowicryl®HM 23 Non-polar, hydrophobic, Embedding Kit	248	Acrylic	EM/Histo	Low	-80° C	12 hrs.	18162	62
Lowicryl®K4M Polar Kit, hydrophilic, Embedding Kit	248	Acrylic	EM/Histo	Low	-35° C	24 hrs.	15923	62
Lowicryl®K11M Polar Kit, hydrophilic, Embedding Kit	248	Acrylic	EM/Histo	Low	-60° C	12 hrs.	18163	62
Methyl Methacrylate-Butyl Methacrylate Embedding Kit	408	Methacrylates	EM/Histo	Med.	40° C 60° C	12-24 hrs.	03573	62
MonoStep™ Lowicryl® K4-M Polar Embedding Kit	-	Acrylic	EM/Histo	Low	-35° C polar 50° C non-polar	24 hrs.	23646	63
Osteo-Bed Bone Embedding Kit	355	Methyl Methacrylate	Histo/IHC	Med.	35° C	12-48 hrs.	17734	63
Osteo-Bed Plus Embedding Kit	785	Methyl Methacrylate	Histo/IHC	Med.	35° C	12-48 hrs.	24889	64
Poly/Bed® 812 (Luft formulations) Embedding Kit / DMP-30	233	Epoxy	EM/Histo	Med.	60° C	24 hrs.	08792	65
Poly/Bed® 812 (Luft formulations) Mini Kit	233	Epoxy	EM/Histo	Med.	60° C	24 hrs.	21958	65
Poly/Bed® 812 Embedding Kit / BDMA (Glauert Version)	471	Epoxy	EM/Histo	Low/Med.	60° C	24 hrs.	21844	64
SPURR Low Viscosity Kit	127	Epoxy	EM/Histo	Low	70° C	8 hrs.	01916	65
PolyFreeze	678	Polyol	Histo/ IHC	Low	-8° - -25°	---	19636	56

Fluorophores

PRODUCT	EXCITATION MAX	EMISSION MAX	CAT. #	PAGE
Acridine Orange	502nm	525nm	04539	79
Burgundy – Mini Kit	683nm	707nm	24843	92
Burgundy – MIDI Kit	683nm	707nm	24850	92
Claret – Mini Kit	655nm	675nm	24844	92
Claret – MIDI Kit	655nm	675nm	24849	92
Jade – Mini Kit	478nm	508nm	24904	92
Jade – MIDI Kit	478nm	508nm	24905	92
Lavender – Mini Kit	425nm	671nm	24841	92
Lavender – MIDI Kit	425nm	461nm	24851	92
Lilac – Mini Kit	423nm	471nm	25568	92
Maroon – Mini Kit	647nm	667nm	24840	92
Maroon – MIDI Kit	647nm	667nm	24847	92
NIR780 – Mini Kit	743nm	776nm	24845	92
NIR780 – MIDI Kit	743nm	776nm	24852	92
NIR815 – Mini Kit	786nm	814nm	24846	92
NIR815 – MIDI Kit	786nm	814nm	24853	92
Plum – Mini Kit	652nm	671nm	24842	92
Plum – MIDI Kit	652nm	671nm	24848	92
Red – Mini Kit	567nm	588nm	25567	92
Red – MIDI Kit	567nm	588nm	25682	92
Coumarin 6, laser grade	350nm	435nm	8037L	87
CTC (Cyanoditoyl Tetrazolium Chloride)	450nm	630nm	19292	87
DAPI (4',6-Diamidino-2-phenylindole dihydrochloride)	342nm	488nm	09224	87
Fast Blue	365nm	420nm	17740	88
Fluorescein, Sodium Salt	460nm	515nm	24997	82
Hydroethidine (Dihydroethidium bromide)	365nm	420nm	17084	88
Burgundy	683nm	707nm	24838	91
Jade	494nm	507nm	24837	91
Jade Solid	478nm	508nm	25687	91
Maroon	647nm	667nm	24834	91
Orange	550nm	570nm	24836	91
Red	567nm	588nm	24835	91
Red Plus	567nm	588nm	24906	91
Red Solid	567nm	588nm	24907	91
Rhodamine 6G, C.I. 45160	528nm	551nm	25004	84
Thiazole orange	512nm	533nm	19352	89


Ready-to-use Stains

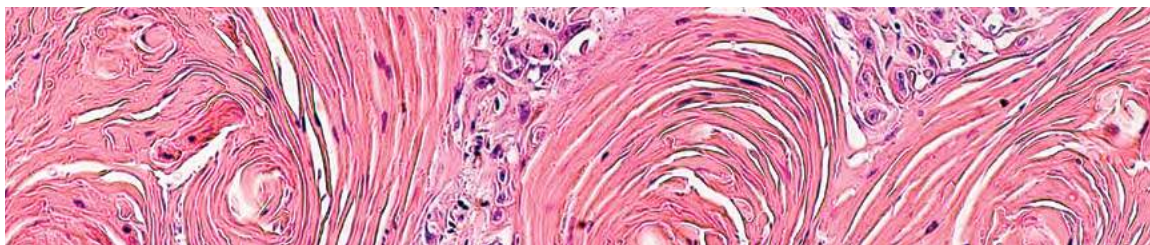
PRODUCT NAME	USE(S)	CAT. #	PAGE
2% Acridine Orange, Ready-to-Use	RNA Stain, Apoptosis	24603	86
AFB Kinyoun Kit (Cold Method)	Mycobacteria - Microbiology	25765	97
AFB Ziehl-Neelson Kit (Hot Method)	Mycobacteria - Microbiology	24669	97
Alcian Blue/PAS Kit	Histology	25086	71
Amyloid Stain Kit (Congo Red)	Amyloids	24614	71
Bielschowsky Silver Stain	Histology - Silver Stain, Neuroscience	25994	71
Differential Quik III Stain Kit	Hematology, Cytology, Histology	26419	67
Eosin Y, 0.5% alcoholic solution, Acidic	Histology Counterstain, Cytology	09859	67
Eosin Y, 1% alcoholic solution, Non-Acidic	Histology Counterstain, Cytology	17269	67
Fontana Masson Stain Kit	Histology - Silver Stain	25104	72
Fungi-Fluor® Kit for Fungal Detection	Fungal Stain	17442	98
Fungi-Fluor® Pneumocystis Kit	PCP Stain	22363	99
Gill's Hematoxylin #1 for Cytology	Cytology Stain	24242	68
Gill's Hematoxylin #2, double strength for Histology & Cytology	IHC Stain - Cytology / Histology	24243	68
Gill's Hematoxylin #3, triple strength for Histology	Histology	24244	68
Gill's modified OG-6	Pap Stains - Cytology	09782	68
Gill's modified EA	Pap Stains - Cytology	09783	68
GlycoGel Stain Kit	Histology, Electrophoresis	24693	73
Gomori's Trichrome Stain Kit	Histology, Electrophoresis	24205	72
Grocott Methenamine Silver Stain (GMS) for Fungus & PCP	Histology - Silver Stain	25087	98
Harris Hematoxylin, Acidified (mercury-free)	Histology	24245	69
Jones PAS-M Stain Kit	Histology - Silver Stain	25091	73
Lithium Blue	Histology, Cytology	24820	74
Luxol Fast Blue, Ready-to-Use	Histology, Myelin	24611	74
Mayer's Hematoxylin	Histology - Plastic Embedding	24821	69
Multiple Stain Solution (Paragon)	Tzanck / EM / Frozen sections	08824	74
Gram Stain Set (Stabilized)	Histology, Microbiology	25036	98
Neat Stain Hematology Stain Kit	Histology, Microbiology	25034	75
Neat Stain Trichrome Stain Kit	Histology, Microbiology	25035	75
Periodic Acid Schiff's (PAS) Stain	Histology - Glycogen	24200	76
Picrosirius Red Stain Kit	Histology - Collagen I, Collagen III	24901	76
Prussian Blue Iron Stain Kit (Reaction for Demonstration of Iron)	Histology, Electrophoresis	24199	76
Reticulin Stain Kit	Histology - Silver Stain	25094	77
Scott's Bluing Reagent	Histology, Cytology	24605	69
StainRITE® Giemsa Stain (for May-Grünwald)	Hematology, Cytology	25038	69
StainRITE® May-Grünwald Stain Solution	Histology, Hematology	24981	70
StainRITE® Wright Stain Solution	Histology, Hematology, Microbiology	24986	70
StainRITE® Wright-Giemsa Stain Solution	Histology, Hematology, Microbiology	24985	70
TB Fluorostain Kit	Mycobacteria - Histology / Microbiology	22422	99

Ready-to-use Stains continued

PRODUCT NAME	USE(S)	CAT. #	PAGE
Terry's Polychrome Methylene Blue 2% Aqueous	STAT One Step - Frozen or Fixed tissue	09978	78
Villanueva Osteochrome Bone Stain	Histology - Plastic Embedding	16280	78
Von Kossa Method for Calcium Kit	Histology - Calcium	24633	79
Weigert's Hematoxylin Kit (Solution A & B)	Histology - Nuclear Staining	25373	79







FIXATIVES

Acetone CAS#: 67-64-1 | CH_3COCH_3 | HAZARD CODE: CH6g

For hardening and dehydrating tissues. It can also be used for the extraction of various principals from animal and plant substances.

CHARACTERISTICS	SIZE	CATALOG #
EM and Histology grade, 99.5% minimum	1 L	01921-1
EM and Histology grade, 99.5% minimum	4 L	01921-4
Glass Distilled, >99.5%	4 L	08523-4

Bouin's Fixative (Bouin's Fluid) | HAZARD CODE: BHM6g**16045**

Picric acid, formalin and acetic acid fixative. Bouin's fixative is excellent for use in preserving soft and delicate tissue structures. The shrinking induced by the picric acid is offset by the swelling of the glacial acetic acid.

CHARACTERISTICS	SIZE	CATALOG #
d 1.09 n20/D 1.376	1 L	16045-1
d 1.09 n20/D 1.376	1 gal	16045-G

Eco-Fix MB (Molecular Biology) Tissue Fixative, 1x | HAZARD CODE: H3g**25058**

Specially formulated to preserve antigenic sites (for antibody probes) and nucleic acid sites (for *in situ* hybridizations) in their native state making predigestion or other recovery procedures for these important sites unnecessary. Replaces common fixatives including: formaldehyde-based, alcohol-based, Zenker's, B5 & B3, Bouin's and other fixatives and provides superior results. Tissues fixed in Eco-Fix MB exhibit vibrant staining, better nuclear and cytoplasmic detail and will retain a crisp appearance even after long-term fixation. Eco-Fix MB tissue fixative also retains a much more natural look and feel than formalin fixed tissue. Softer tissues mean easier, smoother cutting and sectioning.

Features:

- Non-formalin based tissue fixative designed for molecular biology applications
- Preserves antigenic sites and nucleic acid sites in their native state
- Tissue retains natural look and feel compared to formalin fixed tissues
- Safe, non-toxic fixative – contains no formaldehyde, glutaraldehyde or mercury

SIZE	CATALOG #
4 L	25058-4

Fixatives

Flow Fix Fixative Kits

A sodium azide free buffer comprised of a neutral pH-buffered saline (i.e., Dulbecco's Phosphate-Buffered Saline). Sodium Azide-Free. Do not add sodium azide to buffers if you are concerned with recovering cell function.

CHARACTERISTICS	SIZE	CATALOG #
1% w/v paraformaldehyde Hazard Code: H2d	1 kit	25037-1
2% w/v paraformaldehyde Hazard Code: H4g	1 kit	25085-1

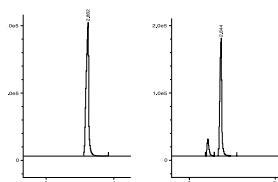
Formaldehyde 37%, U.S.P. CAS#: 50-00-0 | CH₂O | HAZARD CODE: BHMV6g

00625

(Formalin 100%) *Special handling charge & carrier surcharges.*

SIZE	CATALOG #
1 gal	00625-1

Formaldehyde, methanol free, Ultra Pure CAS#: 50-00-0 | CH₂O | HAZARD CODE: HMO6g



Left: Polysciences Quality Formaldehyde
Right: Formaldehyde showing methanol impurity

Suitable for both electron and light microscopy. Easily penetrates large blocks of tissue. When used in combination with glutaraldehyde, it fixes delicate tissues such as brain in vascular perfusion. Avoids the problem of having to depolymerize paraformaldehyde. Used in Karnovsky's fixative in conjunction with your own buffer system. Source of the formaldehyde is paraformaldehyde.

CHARACTERISTICS	SIZE	CATALOG #
10%	1 L	04018-1
10%	4 x 1 L	04018-4
16%	10 x 10 ml	18814-10
16%	20 x 10 ml	18814-20

Formalin, 10% neutral buffered (phosphate buffer) HAZARD CODE: HMV6g

08379

Widely used fixative for processing tissues in routine histology laboratories. Used for IHC in the clinical laboratory for paraffin embedded tissues. Volume of the fixative should be 15 – 20 times that of the tissue.

CHARACTERISTICS	SIZE	CATALOG #
Formaldehyde 3.7%	3.75 L	08379-3.75
Formaldehyde 3.7%	20 L	08379-20

Glutaraldehyde, Biological Grade CAS#: 111-30-8 | HAZARD CODE: B6g

Purified to minimize by-product formation and maximize shelf life. Suitable for most morphological studies. For more demanding purity and longer stability, use EM-grade glutaraldehyde.

CHARACTERISTICS	SIZE	CATALOG #
Biological Grade, 25%	500 ml	00376-500
Biological Grade, 25%	4 x 500 ml	00376-4
Biological Grade, 50%	500 ml	00377-500
Biological Grade, 50%	1 L	00377-1
Biological Grade, 50%	4 x 1 L	00377-4

Glutaraldehyde, EM Grade CAS#: 111-30-8

Glutaraldehyde, EM Grade, 25%, is recommended for histochemical or immunological techniques. We supply EM (electron microscopy) grade glutaraldehyde in ampoules to ensure the highest activity. Each ampoule is fitted with an ampoule cracker for added safety. Also available in 100 ml amber glass bottle.

CHARACTERISTICS	SIZE	CATALOG #
EM Grade, 8% Hazard Code: B6g	100 ml	07710-100
M Grade, 8% Hazard Code: B6g	5 x 100 ml	07710-5
EM Grade, 8% (10 x 10ml) Hazard Code: B6g	10 x 10 ml	00216A-10
EM Grade, 8% (30 x 10ml) Hazard Code: B6g	30 x 10 ml	00216-30
EM Grade, 25% Hazard Code: HOV6d	100 ml	01909-100
EM Grade, 25% Hazard Code: HOV6d	10 x 10 ml	01909-10
EM Grade, 25% Hazard Code: HOV6d	5 x 100 ml	01909-5
EM Grade, 50% Hazard Code: BOV6d	100 ml	18428-100
EM Grade, 50% Hazard Code: BOV6d	10 x 10 ml	18428-10
EM Grade, 50% Hazard Code: BOV6d	5 x 100 ml	18428-5
EM Grade, 70% Hazard Code: BOV6d	10 x 2 ml	01201-2
EM Grade, 70% Hazard Code: BOV6d	5 x 10 ml	01201-5

Hartmann's Fixative (modified Davidson's fixative) | HAZARD CODE: BCHM7ag**24355**

Overnight fixative for the visualization of lymph nodes in radical dissection specimens. Helpful with both breast and colon specimens by turning lymph nodes white.

SIZE	CATALOG #
500 ml	24355-500
1 gal	24355-1

Fixatives

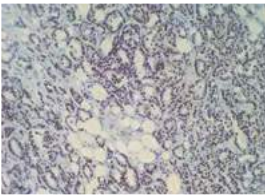
Hollandes Fixative | HAZARD CODE: HMV7gp

24354

Excellent for large and small gastric tissue, GI biopsies or any tissues that contain large amounts of inflammatory and mucinous cells. This solution is one of the best fixatives for certain kinds of protozoa. Hollandes is a preferred fixative for flagellates and ciliates which are demonstrated with silver stains. It is also an excellent fixative for routine surgical specimens.

SIZE	CATALOG #
500 ml	24354-500
1 gal	24354-1

HOPE® Fixation | HAZARD CODE: A2d



Detection of estrogen receptor in human breast carcinoma tissue via IHC without any antigen retrieval. Photo Courtesy of DCS – Innovative Diagnostik-Systeme.

HOPE - Formalin-free fixation technique for molecular pathology and research. Tissue conservation using the new HOPE®-technique provides paraffin embedded tissue blocks with native structure of the macro-molecules (protein, DNA, RNA) in the tissue.

During HOPE fixation, tissue samples are incubated in HOPE I solution, then in HOPE II solution, followed by a dehydration with acetone and subsequent embedding in paraffin. With this tissue processing, no alcohols or aldehydes (formalin, glutaraldehyde) are used. As a consequence, there is no cross-linking of macro-molecular structures during the process. This opens up new opportunities to characterize tissues out of paraffin blocks.

RNA, DNA and proteins are conserved, thus making subsequent applications such as PCR, RT-PCR, Northern-Blot, Immunohistochemistry, Western-Blot and many others possible out of the same tissue blocks.

HOPE® is a registered trademark of DCS, Innovative Diagnostic Systeme, Germany. HOPE® is manufactured by DCS, Germany.

CHARACTERISTICS	SIZE	CATALOG #
HOPE Fixative Starter Kit Contains: 10 transportation vials of 5 ml HOPE® with protection vials, 1 x 1 ml, HOPE II & 200 grams of low mp paraffin.	1 kit	24884-1
HOPE Fixative System I	500 ml	24823-500
HOPE Fixative System I	2500 ml	24823-2500
HOPE FixativeSystem II	1 ml	24824-1

Karnovsky’s Fixative | HAZARD CODE: BHM0V6d

22872

Formaldehyde/glutaraldehyde fixative commonly used in EM for structural preservation. Pre-measured in ampoules for one-step preparation. Working solution can be stored for up to six months at 4° C.

CHARACTERISTICS	SIZE	CATALOG #
Kit Contains: 1 x 10ml 50% Glutaraldehyde, 2 x 10ml 16% Formaldehyde & 1 x 50ml 0.2M Phosphate Buffer.	5 kits	22872-5

Paraformaldehyde EM Grade CAS#: 30525-89-4 | HAZARD CODE: DH6g**00380**

Paraformaldehyde depolymerizes in water to formaldehyde solution yielding consistent quality fixative solutions. To achieve a strong solution, raise the temperature of the water to 60°C then add sodium hydroxide solution dropwise.

SIZE	CATALOG #
250 g	00380-250
1 kg	00380-1

Poly/LEM Fixative | HAZARD CODE: HM6g**16864**

For Light and Electron Microscopy. This popular methanol-free fixative is a formaldehyde-based material formulated to eliminate the need to select a fixative for tissue based on the type of microscopy to be employed.

SIZE	CATALOG #
3.75 L	16864-3.75
4 x 3.75 L	16864-4

Zinc Formalin Fixative, pH 6.25 | HAZARD CODE: HVWX6g**21516**

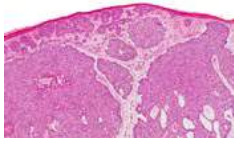
Excellent morphological preservation of nuclear and cytoplasmic components. Can replace neutral buffered formalin for routine tissue and immunohistochemical procedures. Non-precipitating fixative that can be used with automated and manual methods. Zinc formalin is best used as a primary fixative, which minimizes denaturation. Specimens initially fixed in buffered formalin may be post fixed in Zinc Formalin for one week.

SIZE	CATALOG #
3.75 L	21516-3.75

Grossing

Mohs Lab Reagent Starter Kit

26417



All the reagents needed to start a complete Mohs lab. From cryotomy, fixation, staining and orientation, to the complete production of a finished slide that can be viewed within minutes.

CHARACTERISTICS	SIZE	CATALOG #
Kit Contains: (24108-1) Tissue Marking Dye (5x2oz colors with stand & applicator sticks), (19636-1) PolyFreeze Tissue Freezing Medium (6x4oz), (18606-5) Aqua-Poly / Mount, (24216-1) Tissue Tack (+ Charged) Microscope Slides, (24909-1) Delicate Melanin Bleach Kit for Special Stains and IHC (2x250mL), (24214-100) CitraMount™ Medium (100ml), (18646D-1) Peel-A-Way Disposable Embedding Molds Sampler Pack	1 kit	26417-1

Mohs Lab Starter Kit with Diagnostic Stains

26418

All the reagents needed for a complete Mohs lab. From cryotomy, fixation, staining and orientation, to the complete production of a finished slide that can be viewed within minutes.

CHARACTERISTICS	SIZE	CATALOG #
Kit Contains: 24108-1 Tissue Marking Dye (5x2oz colors with stand & applicator sticks), (19636-1) PolyFreeze Tissue Freezing Medium (6x4oz), (24216-1) Tissue Tack (+ Charged) Microscope Slides, (18606-5) Aqua-Poly / Mount, (24244-1000) Gill's Hematoxylin #3, (09859-10000) .5% Eosin, (24605-1) Scott's Bluing Reagent, (24909-1) Delicate Melanin Bleach Kit for Special Stains and IHC (2x250mL), (24214-100) CitraMount™ Medium (100ml), (18646D-1) Peel-A-Way Disposable Embedding Molds Sampler Pack	1 kit	26418-1

Tissue Marking Dye – 7 Color Kit | HAZARD CODE: H6gm

24772



Makes marking margins of excised tissue specimens easier than ever. Kit contains opaque pigments formulated for excellent adherence to tissue surfaces. Colors selected to avoid confusion with routine histological stains. The viscosity allows for an even, thin coating of pigment, penetrating the tissue surface slightly allowing it to remain visible through routine tissue processing.

CHARACTERISTICS	SIZE	CATALOG #
Kit Contains: 2 oz. bottles of dye: Blue, Black, Yellow, Red, Green, Orange, Purple, and convenient holder with application sticks.	1 kit	24772-1

Tissue Marking Dye – 5 Color Kit | HAZARD CODE: H6gm**24108**

CHARACTERISTICS	SIZE	CATALOG #
Kit Contains: 2 oz. bottles of Blue, Black, Yellow, Red, Green dye and convenient wood bottle holder with application sticks.	1 kit	24108-1

Tissue Marking Dye Replacement Bottles – 2 oz. and 8 oz.

CHARACTERISTICS	SIZE	CATALOG #
Color: Black Hazard Code: H6gm	2 oz	24113-2
	8 oz	24113-8
Color: Blue Hazard Code: H4gm	2 oz	24111-2
	8 oz	24111-8
Color: Green Hazard Code: H6gm	2 oz	24110-2
	8 oz	24110-8
Color: Orange Hazard Code: A4gm	2 oz	24117-2
	8 oz	24117-8
Color: Purple Hazard Code: A4gm	2 oz	24120-2
	8 oz	24120-8
Color: Red Hazard Code: H6gm	2 oz	24109-2
	8 oz	24109-8
Color: Yellow Hazard Code: H6gm	2 oz	24112-2
	8 oz	24112-8

Decalcification

Deli-Cal Block Solution | HAZARD CODE: BH4g

24900

Our microtome soak, Deli-Cal Block Solution, saves time and money by allowing you to salvage problem blocks right at cutting stations. The quality and thoroughness of Deli-Cal Block Solution is dependent upon the original decalcification procedure and condition of the specimen.

Benefits:

- Useful for Bone Marrows, Special Stains and IHC
- Enhances ribbon cutting
- Salvages undecalcified and under processed bone marrow biopsies at the cutting station
- Fast soaking procedure
- Environmentally safe and biodegradable

SIZE	CATALOG #
250 ml	24900-250
500 ml	24900-500

De-Calcify Block Solution | HAZARD CODE: BH4g

24903

Use De-Calcify Block Solution as a fast microtome soak that saves you time and money by allowing you to salvage problem blocks right at your cutting station.

Benefits:

- Enhances ribbon cutting
- Useful for H&E and routine staining
- Fast soaking procedure
- Ready-to-use formulation
- Environmentally safe and biodegradable

SIZE	CATALOG #
250 ml	24903-250
500 ml	24903-500

Poly-NoCal & Fixative | HAZARD CODE: BHM6g

24163

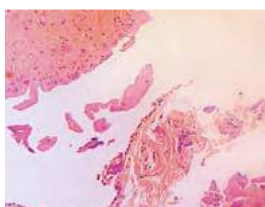
Poly-NoCal & Fixative is a formic acid and formaldehyde-based solution designed to fix and decalcify in one easy, convenient step. Small histological specimens, such as bone marrow, will achieve softening sufficient for sectioning in four hours.

SIZE	CATALOG #
1 L	24163-1
3.8 L	24163-3.8

Poly-NoCal End Point Determination Kit | HAZARD CODE: BH6g**24119**

Control of decalcification is an important part of tissue morphology. Over-decalcification interferes with nuclear and cytoplasmic staining and destroys cell structure. Under-decalcification causes poor dehydration and infiltration during processing and also results in sectioning problems. Poly-NoCal End Point Determination Kit includes all the necessary materials you need to determine endpoint decalcification—accurately, consistently and conveniently. While actual use conditions may vary, each kit typically performs approximately 200 tests, helps save you time and money and increases productivity.

CHARACTERISTICS	SIZE	CATALOG #
Kit Contains: 500 ml 5% Ammonium hydroxide, 250 ml 5% Ammonium oxalate pH papers and measuring vials (components are also sold separately).	1 kit	24119-1

Super Decalcifier I: Delicate | HAZARD CODE: BH4g**24888**

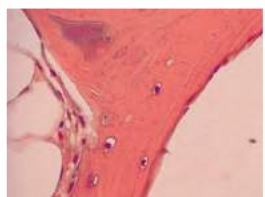
Human Degenerative Joint Disease, decalcified with Super Decal I Delicate Decal, stained with H & E, 10X

Recommended for use with delicate specimens and specimens such as bone marrow biopsies (core) that are to be submitted to IHC, cytochemistry and special stain procedures. Biodegradable.

Benefits:

Save time – decalcify in as little as three hours
 Ready-to-use decalcifier for human and animal tissues
 Recommended for IHC, special stains and routine stains
 Enhanced nuclear detail

SIZE	CATALOG #
120 ml	24888-120
500 ml	24888-500
1 L	24888-1

Super Decalcifier II: Heavy Duty | HAZARD CODE: H4g**24887**

Human Degenerative Joint Disease, decalcified with Super Decalcifier II - Heavy Duty, stained with H & E, 40X

For hard compact bone, (i.e. femur heads, above-the-knee amputation (AKA) and below-the-knee amputation [BKA]). Extremely effective and versatile decalcifier that can be used in specific lab routines. As with most acids, nucleic acids in the cell can become subject to ribonuclease digestion, resulting in a loss of basophilic properties. Most decalcification occurs in approximately 4 – 6 hours or less, depending on the thickness and density of the specimens. Overnight decalcification should be avoided. Not recommended for IHC.

Benefits:

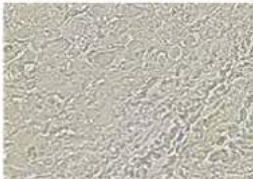
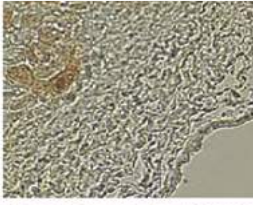
Biodegradable
 Save time – decalcify in as little as three hours
 Ready-to-use decalcifier for human and animal tissues

SIZE	CATALOG #
120 ml	24887-120
500 ml	24887-500
1 L	24887-1

Bleaching Agents

Melanin Bleach Kit | HAZARD CODE: BH4g

24883



Human skin sample before (top) and after (bottom) using Melanin Bleach Kit, magnified 40X.

Remove melanin pigment in cells of malignant melanomas and reveal cellular detail. Accumulation of heavy melanin pigment in the cells of malignant melanoma can obscure cellular morphology and hinder special staining, IHC or histochemical staining. (Melanins are pale brown to dark brown and even black pigments that are found intracellular in the cytoplasm.) Melanins are found in hair, skin, retina and the substantia nigra of the brain. Removing melanin from tissue sections allows for positive staining to be interpreted correctly, especially if DAB is used when performing immunohistochemistry. Our Melanin Bleaching Kit saves time by removing melanin pigment prior to incubation with primary antibody.

Benefits:

- Reveals cellular morphology obscured by melanin pigment
- No mixing required
- Easy to visualize results

SIZE	CATALOG #
1 kit	24883-1

Delicate Melanin Bleach Kit for Special Stains and IHC | HAZARD CODE: BH4g

24909

Delicate formula for removing melanin pigment in cells of malignant melanomas. Created specially for Special Stains and IHC.

SIZE	CATALOG #
1 kit	24909-1

CLEARING & DEHYDRATION

Alcohol Reagent, 100% - Histology Grade | HAZARD CODE: CV5g

09860

Suitable for most histological procedures.

CHARACTERISTICS	SIZE	CATALOG #
Composed of 90 parts ethyl alcohol, 5 parts methyl alcohol and 5 parts isopropyl alcohol, v/v blend.	1 gal	09860-1

Clear-Advantage Xylene Substitute | HAZARD CODE: CH7g**24770**

Clear-Advantage is a specific fraction of petrochemical derivatives that creates a safer xylene substitute for processing, staining and coverslipping. There are several types of xylene substitutes in the market today, including both standard hydrocarbon and citrus limonene types that contain overpowering odors. Clear-Advantage is virtually odorless and offers improved clearing performance compared to these types.

Benefits:

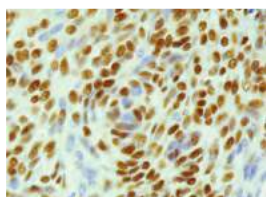
- Slides dry 3 times faster than with xylene
- Slides clear faster and crisper
- Paraffin dissolves 50% faster than with xylene
- Virtually odorless, low toxicity and stable
- Recycling is faster in conventional recycling units
- Decreases “tissue hardening”
- Compatible with automated processing units manufactured by TBS®, Leica, Sakura, Shandon, Lipshaw, Surgipath® and others
- Tissue morphology and cell structure definition is exceptional

SIZE	CATALOG #
1 gal	24770-1
4 x 1 gal	24770-4

Hexamethyldisilazane (HMDS) CAS#: 999-97-3 | $C_6H_{19}NSi_2$ | HAZARD CODE: BCH6g**00692**

Used in place of critical point drying for preparation of soft tissues for SEM observation. Procedure takes 5 minutes as compared to 90 minutes for critical point drying.

CHARACTERISTICS	SIZE	CATALOG #
MW 161.4, bp 125°C, d 0.765	250 g	00692-250

L.A.B. Solution (Liberate Antibody Binding Solution) | HAZARD CODE: H3ag**24310**

L.A.B. Solution liberates your antibody binding sites for improved immunohistochemical (IHC) staining. Incubate your slides in L.A.B. Solution for 5 to 20 minutes at room temperature, rinse with buffer and stain. It's that simple, no high temperature or special equipment required. Incubating at room temperature makes L.A.B. Solution compatible with automated stainers. Set up a pre-treatment cycle with L.A.B. Solution before your staining protocol.

Benefits:

- Ready-to-use solution, no dilution necessary
- Turn off the heat and preserve tissue - incubate samples at room temperature
- No special equipment required
- Compatible with automated stainers

SIZE	CATALOG #
500 ml	24310-500

Clearing & Dehydration

Methanol (Methyl alcohol), 99.5% – EM Grade CAS#: 67-56-1 | HAZARD CODE: CHP6g**08032**

Dehydrating agent of tissue as a preparation for embedment.

SIZE	CATALOG #
6 x 1 pint	08032-6

Methyl salicylate CAS#: 119-36-8 | HAZARD CODE: H05g**05943**

Safe tissue clearing agent. Xylene substitute.

CHARACTERISTICS	SIZE	CATALOG #
(Methyl 2-hydroxybenzoate; Wintergreen oil) MW 152.15, bp 220 – 222°C	1 kg	05943-1
	4 kg	05943-4

ParaClear Odorless Xylene Substitute | HAZARD CODE: EH5g**22463**

Naphtha-petroleum derivative that replaces xylene for clearing. It is odorless and presents a low hazard for routine histological processing and staining. ParaClear will remove alcohol during the final steps of routine tissue processing and is miscible with paraffin for infiltration. It has a higher flash point than xylene, reducing the flammability danger to the laboratory.

SIZE	CATALOG #
3.8 L	22463-3.8
4 x 3.8 L	22463-4

Poly/Clear Solvent CAS#: 5989-27-5 | HAZARD CODE: EHO4g**17326**

A pleasant citrus odor replaces the strong xylene odor when you switch to Poly/Clear Solvent in your laboratory as your paraffin clearing agent. This low-toxicity material is for use in histology and cytology procedures whenever xylene is used. The high flash point and biodegradability of this product make it an attractive alternative. Poly/Clear is miscible with solvent-based mounting media and solubilizes both Polyfin® and Peel-A-Way®.

CHARACTERISTICS	SIZE	CATALOG #
MW 136.2	1 gal	17326-1
	4 gal	17326-4

Propylene Oxide CAS#: 75-56-9 | HAZARD CODE: BCHV6g**00236**Solvent used in the last stage of dehydration of tissue for epoxy embedding. *Requires poison pack*

CHARACTERISTICS	SIZE	CATALOG #
MW 58.08, bp 34°C, d 0.83, n20/D 1.366.	1 pint	00236-1

Xylene, Histology Grade CAS#: 1330-20-7 | HAZARD CODE: CH5g**08389**

Routine clearing agent.

CHARACTERISTICS	SIZE	CATALOG #
MW 106.17	1 gal	08389-1

BUFFERS

2,4,6-sym-Collidine Buffer Kit, EM Grade | HAZARD CODE: BEHPVX7g**00346**

A biologically stable buffer system for osmium tetroxide and other EM fixatives. Provides better stability and buffering capacity than traditional veronal acetate buffers. One kit will make 1000 ml of buffer.

CHARACTERISTICS	SIZE	CATALOG #
Kit Contains: (2,4,6-Trimethylpyridine Kit) 5 x 5.34ml of Collidine & 5 x 18ml of 1.0N HCl.	1 kit	00346-1

Michel's Transport Medium | HAZARD CODE: A2d**24353**

Holding medium for tissue undergoing immunofluorescent studies. Not to be used for tissues used in fluorescence *in situ* hybridization.

SIZE	CATALOG #
500 ml	24353-500

PolyTransport Buffer | HAZARD CODE: A2g**24311**

Used to transport and preserve specimens from surgery to the point of grossing and fixation prior to further processing. Prevents proteins from denaturing or crosslinking and prevents bacterial growth. Also contains a cryoprotectant to prevent ice crystal formation during rapid freezing techniques and a membrane stabilizer to prevent membrane lysis. No washing of specimens necessary prior to placing in fixative or rapid freezing.

SIZE	CATALOG #
250 ml	24311-250
500 ml	24311-500

PARAFFINS & MOLDS

Embedding Mold Release Spray | HAZARD CODE: G5g**03928**

Embedding Mold Release Spray is a particularly effective anti-stick agent that dries on contact and leaves no oily film. It is unaffected by water, oil or solvents and is thermally stable to 500° F.

SIZE	CATALOG #
10 oz. can	03928-1

Paraffins & Molds

GemCut™ Emerald Paraffin | HAZARD CODE: A2g

24364

GemCut Emerald Paraffin is a high polymer paraffin for routine embedding and cutting.

Benefits:

- Reduced compression of paraffin sections while cutting
- Superior cutting performance in high humidity environments
- Visualize and orient small biopsies easily, even while using eosin, methylene blue or tissue marking dyes
- Multiple colors organize samples by technician or tissue type
- Small pellets for rapid melting

CHARACTERISTICS	SIZE	CATALOG #
mp 56 - 58°C	4 x 2 kg	24364-1

Peel-A-Way® Micro-Cut Paraffins | HAZARD CODE: A2g



The low polymer formulation in our Peel-A-Way® paraffin line gives improved viscosity, infiltration and embedding. The translucent appearance of the paraffin allows excellent tissue visibility and easier paraffin removal with all types of clearing agents. Available in a larger, more convenient 10kg (22lb) case size containing four 2.5kg stand alone bags. One case will fill most tissue processors. Available in two melting temperatures, for a variety of tissue types.

CHARACTERISTICS	SIZE	CATALOG #
56°C – 58°C	4 x 2.5 kg	24198-1
62°C – 64°C	4 x 2.5 kg	24202-1

PolyFin® Paraffin | HAZARD CODE: A2g

19562



This is a mixture of fine paraffin waxes and copolymer alloys in convenient pellets. PolyFin produces ultra-thin compression-free ribbons. It functions flawlessly in pressure/vacuum fluid flow processors. PolyFin provides maximum support for both hard and soft tissue samples while maintaining exceptional clarity.

SIZE	CATALOG #
8 x 1 kg	19562-1

PolyGuard, Paraffin Repellent | HAZARD CODE: EH5g

21168

Xylene-free paraffin repellent. Used to put a protective coating on surfaces exposed to paraffin as well as to clean adhering paraffin off of laboratory countertops and equipment.

SIZE	CATALOG #
120 ml	21168-120
6 x 120 ml	21168-6

Disposable Base Molds



Disposable base molds offer ease and convenience. Inexpensive enough to be discarded after use, yet strong enough to be reused. They offer excellent thermal exchange, and have a smooth interior finish and rounded corners to facilitate specimen removal. Made of PVC.

CHARACTERISTICS	SIZE	CATALOG #
7 x 7 x 5 mm	500 molds	25374-500
15 x 15 x 5 mm	500 molds	25375-500
24 x 24 x 5 mm	500 molds	25376-500
30 x 24 x 5 mm	500 molds	25377-500

Peel-A-Way® Disposable Embedding Molds Sampler Pack

18646D


Easy to use and saves time - Unique design will Peel-A-Way from a solidified embedded block. There is no need for trimming. Can be used with JB-4®, GMA, Osteo-Bed, Osteo-Bed Plus and MMA embedding resins. Especially useful for frozen sections where orientation is critical. Creates a buffer to allow the specimen to freeze to the chuck without defrosting the base.

CHARACTERISTICS	SIZE	CATALOG #
Sampler Pack contains: 18646C - Rectangular Molds R40 (8 molds), 18646B - Rectangular Molds R30 (8 molds), 18646A - Square Molds S22 (16 molds), 18986 - Truncated Molds T12 (8 molds) 18985 - Truncated Molds T8 (8 molds)	1 package	18646D-1

Individual Peel-A-Way® Embedding Mold

Easy to use and saves time. Unique design will Peel-A-Way from a solidified embedded block. There is no need for trimming. Can be used with Micro-Cut paraffin, JB-4®, GMA, Osteo-Bed, Osteo-Bed Plus and MMA embedding resins. Especially useful for frozen sections where orientation is critical and defrosting during transfer to cryostat chuck is an issue. Creates a buffer to allow the specimen to freeze to the chuck without defrosting the base.

CHARACTERISTICS	SIZE	CATALOG #
Rectangular – R30, 22mm wide x 30mm long x 20mm deep	288 molds	18646B-1
Rectangular – R40, 22mm wide x 40mm long x 20mm deep	264 molds	18646C-1
Square – S22, 22mm x 22mm square x 20mm deep	288 molds	18646A-1
Truncated – T12, 22mm x 22mm square truncated to 12mm x 12mm square, 20mm deep	288 molds	18986-1
Truncated – T8, 22mm x 22mm square truncated to 8mm x 8mm square, 20mm deep	288 molds	18985-1

Paraffins & Molds

BEEM® Embedding Capsules, Size 00

00224

Polyethylene BEEM® capsules are the most commonly used embedding capsules for all types of resins. The embedding block requires little or no trimming. The closed capsules are UV transparent for polymerization of acrylics. In addition to the two standard 3 and 00 sizes, we have the conical and bottle-necked 00 sized designs for centrifuged material embedding. These capsules can withstand up to 600 G. Use with JB-4®, Osteo-Bed, Osteo-Bed Plus (MMA) and other resins that do not polymerize well in conventional silicone rubber molds.

SIZE	CATALOG #
100 caps	00224-100
500 caps	00224-500
1000 caps	00224-1000

BEEM® Embedding Capsules, Size 3 capsules

00336

Polyethylene BEEM® embedding capsules are the most commonly used embedding capsules for all types of resins. The embedding block requires little or no trimming. The closed capsules are UV transparent for polymerization of acrylics. In addition to the two standard 3 and 00 sizes, we have conical and bottle-necked 00-sized designs for centrifuged material embedding. These capsules can withstand up to 600 G. Be sure to use our capsule holders and capsule press for convenient use of these versatile capsules.

CHARACTERISTICS	SIZE	CATALOG #
Dimensions: 5.6 mm ID x 14 mm High	288 caps	00336-100

BEEM®, Flat, Transparent

23257



Manufactured from transparent polyethylene. Useful for embedding media such as JB-4®, glycol methacrylate and other methacrylates that do not polymerize well in conventional silicone rubber molds. The transparency of the mold permits accurate specimen orientation when illuminated from below. The molds are flexible and reusable. Each mold is supplied in a protective plastic case.

CHARACTERISTICS	SIZE	CATALOG #
Dimensions: 2.54mm x 5.33mm x 12.32mm	1 mold	23257-1

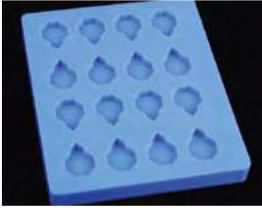
BEEM® Capsule Holders

0256A



For holding capsules upright during polymerization. Holds 22 capsules in numbered cavities. Made from an epoxy-resistant material that resists sticking of embedding media. Also suitable for gelatin capsules. Cavities may be illuminated from below to facilitate specimen orientation. Size 00, regular (heat curing) for capsules.

SIZE	CATALOG #
3 holders	0256A-3
12 holders	0256A-12

Chien Embedding Molds, Universal**19440**

Allows up to 16 tissue samples to be sectioned both on lateral and transverse planes without re-embedding. Can also be used as a general flat embedding mold. Casts made from this mold can be used on Leica®/Reichert, LKB and most EM Microtomes with flat embedment chucks. Use with epoxy-based resins, Araldite® resins, Embed-It™, Spurr Low Viscosity Embedding Kit and Ultra Low Viscosity Embedding Kit.

SIZE	CATALOG #
1 mold	19440-1

Embedding Molds

For JB-4®, JB-4 Plus®, Immuno-Bed, LR®-White or Paraffin embedding. This is an embedding system of reusable molds and trays with colored stubs.

CHARACTERISTICS	SIZE	CATALOG #
12mm x 8mm	100 molds	23184-1
16mm x 8mm	100 molds	23185-1
19mm x 13mm	100 molds	23186-1
10mm thick – mixed	100 stubs	23197-1
4mm thin – white	100 stubs	23189-1
Embedding Mold Trays	10 trays	23188-1

Embedding Molds - Multispecimen, Flat - Opaque**23261**

This mold contains 20 shaped cavities plus 8 oblong cavities 3.5mm wide in three different lengths. Use with epoxy-based resins, Araldite® resins, Embed-It™, Spurr Low Viscosity Embedding Kit and Ultra Low Viscosity Embedding Kit.

CHARACTERISTICS	SIZE	CATALOG #
Dimensions: 113mm x 17mm.	1 mold	23261-1

Embedding Molds – Silicone, Flat, Numbered Cavities – Opaque**23258**

Produced from opaque silicone rubber. Durable and flexible with 21 consecutively numbered shaped cavities. Molds have high thermal and chemical resistance. Use with epoxy-based resins, Araldite® resins, Embed-It™, Spurr Low Viscosity Embedding Kit and Ultra Low Viscosity Embedding Kit.

CHARACTERISTICS	SIZE	CATALOG #
Mold dimensions: 69mm x 90mm - Cavity dimensions: 5mm x 12mm x 4mm.	1 mold	23258-1

Paraffins & Molds

Embedding Molds – Silicone, Flat

02615



Flexible silicon rubber mold, releases up to 21 blocks by flexing. Reusable and can be used to store material prior to sectioning. Use with epoxy-based resins, Araldite® resins, Embed-It™, Spurr Low Viscosity Embedding Kit and Ultra Low Viscosity Embedding Kit.

CHARACTERISTICS	SIZE	CATALOG #
Cavity dimensions: 5mm x 12mm x 4mm deep.	1 mold	02615-1

Embedding Molds – Silicone, Round

23260



For use with epoxy-based resins, Araldite® resins, Embed-It™, Spurr Low Viscosity Embedding Kit and Ultra Low Viscosity Embedding Kits for large or odd-shaped specimens.

CHARACTERISTICS	SIZE	CATALOG #
Embedded blocks are 14mm in diameter. Up to six blocks per mold.	1 mold	23260-1

Gelatin Embedding Capsules

Economical and convenient method for producing resin blocks. UV transparent, ideal for UV Polymerization of acrylic resins. Can be used with most resins. Capsules have snap-shut lids that cannot slide off accidentally. Capsules are also useful for storing grids and TEM calibration specimens.

CHARACTERISTICS	SIZE	CATALOG #
Gelatin, Size 00 (23.3mm long x 8.18mm wide; 0.95ml volume)	1000 caps	00225-1000
Gelatin, Size 1 (19.0mm long x 6.63mm wide; 0.50ml volume)	1000 caps	07347-1000
Gelatin, Size 4 (13.9mm long x 5.05mm wide; 0.21ml volume)	1000 caps	07348-1000

Micron Micromolds Embedding Capsules

08408



Self-supporting unit of 10 size 00 conical end capsules in numbered positions for economical embedding. The capsules are self-supporting and do not require additional holders. The mold is made from polyethylene and gives pre-shaped blocks with 1mm square tips similar to BEEM® capsules. The blocks are easy to remove and require little or no final trimming. Use with JB-4®/JB-4®Plus, Osteo-Bed/Osteo-Bed Plus and other GMA or MMA resins.

SIZE	CATALOG #
50 units	08408-50

Polyethylene Molding Cup Trays

Light-weight, durable plastic trays, ideal for resin molding specimen blocks with JB-4® and other resins. Use in conjunction with Polysciences' popular and affordable block holders and chucks. Also use with LR White®, L.R. Gold®, Micro-Cut and GemCut™ paraffins.

CHARACTERISTICS	SIZE	CATALOG #
6 x 12 x 5mm (20 cavities)	1 unit	16643A-1
6 x 8 x 5mm hexagon (9 cavities) – Set of 3	3 trays	17177A-3
2 x 15 x 5mm (9 cavities) – Set of 3	3 trays	17177B-3
13 x 19 x 5mm (9 cavities) – Set of 3	3 trays	17177C-3

Peel-A-Way® Tissue Capsules

19802A


Resistant to most chemicals and acids used in processing. Provides three compartments for average size specimens and a removable divider for larger (34mm) specimens. They are weighted to assume upright position for complete exposure during processing. Use with all epoxy, GMA, MMA and acrylic resins.

SIZE	CATALOG #
1 carton	19802A-1

Tissue Cassettes



Allows infiltration, embedding, sectioning and filling steps to be done with a single specimen container. They have a plastic lid and base that are resistant to solvents, microwaving techniques and decalcifying solution. Their universal size fits all popular base molds, and they may be used with stainless steel process covers. The unique patented design permits maximum fluid exchange and drainage.

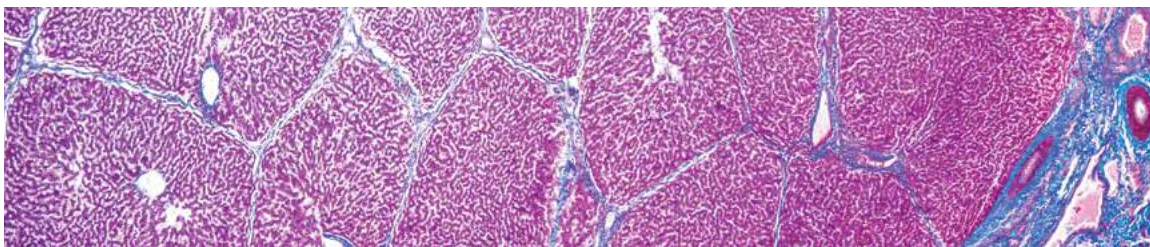
CHARACTERISTICS	SIZE	CATALOG #
Blue - Dimensions: 32mm L x 26mm W x 5mm D	250	21468-250
Pink - Dimensions: 32mm L x 26mm W x 5mm D	250	21471-250
Yellow - Dimensions: 32mm L x 26mm W x 5mm D	500	21469-500

Frozen Tissue Media

PolyFreeze | HAZARD CODE: A2g

A support matrix or form of embedding medium for frozen sectioning. This medium freezes quickly, supporting the tissue for sectioning with no cracking of the matrix at temperatures from -8°C. Cryo-embedding matrix for frozen specimens. Color makes differentiating multiple specimens easy during sectioning and staining. Experience less curling, less ice artifacts and faster freezing with PolyFreeze.

CHARACTERISTICS	SIZE	CATALOG #
Blue	4 oz	25116-4
	6 x 120 ml	25116-1
Clear	4 oz	19636-4
	6 x 120 ml	19636-1
Green	4 oz	25113-4
	6 x 120 ml	25113-1
Red	4 oz	25115-4
	6 x 120 ml	25115-1
Yellow	4 oz	25114-4
	6 x 120 ml	25114-1



RESINS & CATALYSTS

Batson's #17 Anatomical Corrosion Kit | HAZARD CODE: CHM06d**07349**

Low viscosity, acrylic-based resin system for room temperature preparation of anatomical corrosion castings. After hardening, tissue is corroded away by caustic solution, yielding a durable, scientifically exact model for anatomical study.

CHARACTERISTICS	SIZE	CATALOG #
Kit Contains: 940ml monomer base, 2 x 100ml catalyst, 50ml promotor, 10g pigment red, pigment blue.	1 kit	07349-1

Batson's #17 Anatomical Corrosion Kit Components

CHARACTERISTICS	SIZE	CATALOG #
Blue pigment HAZARD CODE: HM4g	100 g	07352-100
Catalyst HAZARD CODE: CH6g	100 ml	02608-100
Maceration solution HAZARD CODE: B5g	940 ml	07359-940
Monomer base solution HAZARD CODE: CHO5d	940 ml	02599-940
Promoter HAZARD CODE: HO6g	50 ml	02610-50
Red pigment HAZARD CODE: H3g	100 g	07350-100
Yellow pigment HAZARD CODE: H3g	100 g	07354-100

Benzoin methyl ether CAS#: 3524-62-7 | $C_6H_5CH(OCH_3)COC_6H_5$ | HAZARD CODE: H6g**00425**

UV polymerization catalyst.

CHARACTERISTICS	SIZE	CATALOG #
MW 226.3, mp 47 – 49°C	10 g	00425-10

Resins & Catalysts

Benzoyl peroxide, 70% active (water wet) CAS#: 94-36-0 | $(C_6H_5CO)_2O_2$ | HAZARD CODE: HF4gp **21446**

Thermal polymerization catalyst.

CHARACTERISTICS	SIZE	CATALOG #
MW 242.23, mp 105°C	100 g	21446-100

Benzoyl Peroxide, Plasticized CAS#: 94-36-0 | $(C_6H_5CO)_2O_2$ | HAZARD CODE: HG5d **24232**

Thermal polymerization catalyst. Appearance: dry powder.

CHARACTERISTICS	SIZE	CATALOG #
MW 242.23	100 g	24232-100

N,N-Benzyl dimethylamine CAS#: 103-83-3 | $C_6H_5CH_2N(CH_3)_2$ | HAZARD CODE: BEH6g **00141**

Low viscosity epoxy accelerator.

CHARACTERISTICS	SIZE	CATALOG #
(BDMA; N,N-Dimethylbenzylamine), MW 135.21, mp -75°C	100 g	00141-100

Dibutyltin dilaurate CAS#: 77-58-7 | $[CH_3(CH_2)_{10}CO_2]_2Sn[(CH_2)_3CH_3]_2$ | HAZARD CODE: BH6g **01862**

Catalyst for polymerizing lactide and glycolide and isocyanate reactions.

CHARACTERISTICS	SIZE	CATALOG #
MW 631.6, mp 24°, bp 205°, d 1.066, n ₂₀ /D 1.470, Appearance: Yellowish liquid.	50 g	01862-50

Dimethylaminoethanol (DMAE) CAS#: 108-01-0 | $HOCH_2CH_2N(CH_3)_2$ | HAZARD CODE: BE6g **01458**

Curing agent for epoxy resins.

CHARACTERISTICS	SIZE	CATALOG #
MW 89.14, bp 130° – 136°C	100 g	01458-100

DMP-30 CAS#: 90-72-2 | $[(CH_3)_2NCH_2]_3C_6H_4OH$ | HAZARD CODE: BH6g **00553**

Curing catalyst for epoxy resins. Appearance: light yellow to yellow liquid.

CHARACTERISTICS	SIZE	CATALOG #
MW 265.4, bp 316°C, Viscosity ~200 cps, n ₂₀ /D 1.515	100 g	00553-100

Dodecenylsuccinic anhydride (DDSA) CAS#: 19780-11-1 | HAZARD CODE: H2g**00563**

Epoxy hardener, suitable for use in embedding procedures.

CHARACTERISTICS	SIZE	CATALOG #
MW 266.38, bp 181°C/5mm, d 1.005, Viscosity 440 cps, n20/D 1.479	450 g	00563-450
	4 x 450 g	00563-4

Araldite resins (modified epoxy resins) $C_6H_4-1,2-[CO_2(CH_2)_3CH_3]_2$

CHARACTERISTICS	SIZE	CATALOG #
Grade 502 WPE 233 – 250 CAS#: 84-74-2 HAZARD CODE: HO5g	500 g	00552-500
Grade 6005 WPE 182 – 189 CAS#: 3101-60-8 HAZARD CODE: HO7g	500 g	02116-500

Embed-It™ Low Viscosity Epoxy Kit CAS#: 64-86-8**24300**

A modification of the Spurr's formulation, Embed-It™ Low Viscosity Epoxy Kit can be used for embedding biological, material and mineralogical samples. This kit is composed of two very low viscosity components (~65cps) packaged in easy to dispense squeeze top bottles. Components are mixed in equal parts by weight to make the infiltration and embedding resin. The resin readily penetrates into the specimen and cures to a clear hard solid overnight at 60°C.

Benefits:

- Easy to use – mix only 2 components in equal proportions
- Save time – prepare the Embed-It™ resin for both infiltration and embedding
- Convenient – mix only the amount you need
- Less hazardous – components ship together as non-hazardous materials

CHARACTERISTICS	SIZE	CATALOG #
Embed-It™ Low Viscosity Epoxy Kit HAZARD CODE: H4g	1 kit	24300-1
Embed-It™ Low Viscosity Epoxy Solution A HAZARD CODE: HO4g	1 L	24300A-1
Embed-It™ Low Viscosity Epoxy Solution A HAZARD CODE: HO4g	3.8 L	24300A-3.8
Embed-It™ Low Viscosity Epoxy Solution B HAZARD CODE: HO4g	1 L	24300B-1
Embed-It™ Low Viscosity Epoxy Solution B HAZARD CODE: HO4g	3.8 L	24300B-3.8

Epoxy Resin Removal Kit | HAZARD CODE: BCEHK5cg**21487**

Quickly removes epoxy resin from thin sections in five minutes under mild conditions, preserving delicate immunogenicity of specimens.

CHARACTERISTICS	SIZE	CATALOG #
Kit Contains: 100ml of solution A, 3ml of solution B	1 kit	21487-1

Resins & Catalysts

ERL-4221 CAS#: 2386-87-0 | C₁₄H₂₀O₄ | HAZARD CODE: HO4g**24738**

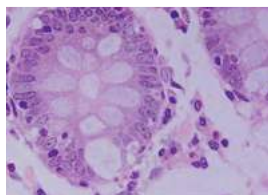
ERL-4221 is a cycloaliphatic, diepoxy functional organic compound that is a useful building block in the production of semi-hard to hard cured epoxy resins. It is incompatible with amines, acids and strong bases and will cure to form a resinous product. ERL-4221 is often used in manufacture of plastic embedding kits for electron microscopy. Appearance: transparent, low color viscous liquid.

CHARACTERISTICS	SIZE	CATALOG #
MW 252.3 g/mole, bp (760 mm Hg) > 250°C, Freezing Point: -35°C Specific Gravity: (20°C) ~1.17	250 g	24738-250

Ethylene glycol diglycidyl ether (EGDGE) CAS#: 2224-15-9 | HAZARD CODE: H5g**01479**

Crosslinker for carboxyl-, amine- and hydroxyl- functional polymers. Material is ~100% active and contains higher molecular weight compounds having chloropropylene segments produced by reaction with more than one epichlorhydrin molecule per hydroxyl in synthesis.

CHARACTERISTICS	SIZE	CATALOG #
MW 174.2, bp 112°C/4.5mm, n ₂₀ /D 1.463	10 g	01479-10
	100 g	01479-100

JB-4® Embedding Kit | HAZARD CODE: HO5g**00226**

Colon tissue embedded in JB-4®, stained with H&E, 40X, 2µm

Water-soluble, GMA based, plastic resin kit intended for use in the preparation of embedded samples for high-resolution light microscopy. Widely used for research and clinical diagnosis. JB-4® yields semi-thin sections (0.5µ – 2µ) with excellent morphological preservation. Clear casts are obtained in 90 minutes or less at room temperature. JB-4® is the leading water-soluble plastic embedding kit for light microscopy. It has been successfully used in enzyme histochemistry and auto-radiography.

CHARACTERISTICS	SIZE	CATALOG #
Kit Contains: 800ml Solution A, 30ml Solution B and 12g Catalyst.	1 kit	00226-1

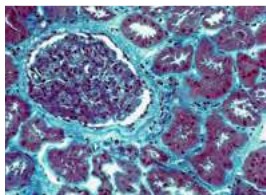
JB-4® Embedding Kit Replacement Bottles

CHARACTERISTICS	SIZE	CATALOG #
Benzoyl Peroxide Plasticized (Catalyst) HAZARD CODE: HG5d	12 g	02618-12
Solution A (Monomer) HAZARD CODE: HO5g	800 ml	0226A-800
Solution B (Accelerator) HAZARD CODE: HO5g	30 ml	0226B-30

JB-4® Mini Embedding Kit | HAZARD CODE: GHOWX5g**22507**

A pre-measured and ready-to-use version of the JB-4® Kit.

CHARACTERISTICS	SIZE	CATALOG #
Kit Contains: 2 – 40ml Embedding Solution A, 2ml Embedding Solution B and 0.50g Benzoyl Peroxide Plasticized.	1 kit	22507-1

JB-4 Plus® Embedding Kit | HAZARD CODE: Hg05g**18570**

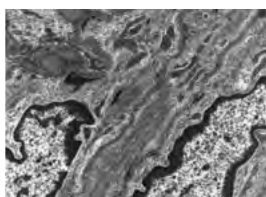
JB-4® Plus Section, Kidney glomerulus

JB-4 Plus® offers all the benefits of JB-4®, plus some added features: cooler acting accelerator system for greater protection of tissue components; yields crystal clear non-yellowing blocks; the blocks resulting from JB-4 Plus® are ideal for processing dense material such as bone. GMA based plastic such as regular JB-4® cannot be removed from sections and is not recommended for IHC.

CHARACTERISTICS	SIZE	CATALOG #
Kit Contains: 500ml Solution A, 15ml Solution B, 8g Benzoyl Peroxide and Catalyst.	1 kit	18570-1

JB-4 Plus® Embedding Kit Replacement Bottles

CHARACTERISTICS	SIZE	CATALOG #
Benzoyl Peroxide Plasticized (Catalyst) HAZARD CODE: HG5d	8 g	18570C-8
Solution A (Monomer) HAZARD CODE: HO4g	500 ml	18570A-500
Solution B (Accelerator) HAZARD CODE: A2g	15 ml	18570B-15

LR White® Embedding Media CAS#: 7732-18-5 | HAZARD CODE: H2d**17411**LR White Embedded
Hamster Intestine.

L.R. White is the first low viscosity acrylic embedding medium product made by London Resin Company. Used for routine light and electron microscopy, histochemistry and immunohistochemistry, LR White can be cold or thermally cured. Accelerator for room temperature curing of the resin is available for those applications where simple heat catalysis is inappropriate. *Requires cold pack.*

SIZE	CATALOG #
500 g	17411-500

Accelerator for L.R. White® CAS#: 50-00-0**17413**

SIZE	CATALOG #
10 ml	17413-10

Resins & Catalysts

Lowicryl® HM 23 Non-polar, hydrophobic, -80° C Embedding Kit | HAZARD CODE: CH6ag**18162**

CHARACTERISTICS	SIZE	CATALOG #
Kit Contains: 3 x 225 g of monomer G, 1 x 40g of crosslinker F, 1 x 3.7g of initiator C and 1 x 5.5g of initiator J.	1 kit	18162-1

Lowicryl® K11M Polar Kit, hydrophilic, -60° C Embedding Kit | HAZARD CODE: BHORV6ag**18163**

CHARACTERISTICS	SIZE	CATALOG #
Kit Contains: 3 x 250gm of monomer I, 1 x 40g of crosslinker H and 1 x 4.3 g of initiator C.	1 kit	18163-1

Lowicryl® HM 20 Non-polar, hydrophobic, -70° C Embedding Kit | HAZARD CODE: HC6d**15924**

CHARACTERISTICS	SIZE	CATALOG #
Kit Contains: 33 x 225g of monomer E, 1 x 130g of crosslinker D and 1 x 4.8g of initiator C.	1 kit	15924-1

Lowicryl® K4M Polar Kit, hydrophilic, -35° C Embedding Kit | HAZARD CODE: BORVX6ag**15923**

CHARACTERISTICS	SIZE	CATALOG #
Kit Contains: 1 x 130g of crosslinker A, 3 x 250g of monomer B and 2 x 4.8g of initiator C.	1 kit	15923-1

Methyl Methacrylate Embedding and Casting Kit | HAZARD CODE: CDHOV5d**23679**

Resin cures thermally (preferably under pressure) under anaerobic conditions and is capable of producing the highest quality hard, clear, colorless castings.

CHARACTERISTICS	SIZE	CATALOG #
Kit Contains: 3 kg methyl methacrylate, 1 kg poly(methyl methacrylate) powder and 30g catalyst.	1 kit	23679-1

Methyl Methacrylate-Butyl Methacrylate Embedding Kit | HAZARD CODE: CEFHOV7d**03573**

For electron microscopy. Can be used to embed tissue for thin or thick sectioning. By varying butyl methacrylate amount in embedding mix, block hardness is changed. Can be UV catalyzed.

CHARACTERISTICS	SIZE	CATALOG #
Kit Contains: 2 x 500g of methyl methacrylate, 1 x 500g of butyl methacrylate, 1 x 8g benzoyl peroxide, plasticized 70% & 1 x 10g benzoin methyl ether.	1 kit	03573-1

MonoStep™ Lowicryl® Embedding Media

Pre-mixed, ready to use, saves time and minimizes chemical contact. These products are ideal for use in Immunohistochemistry. They are based on our popular Lowicryl® K4M and HM-20 formulations for low temperature embedding or freeze substitution. MonoStep™ products are especially appropriate for immunolabeling resulting in better preservation of antigenicity and lower background labeling.

CHARACTERISTICS	SIZE	CATALOG #
HM-20 Non-polar HAZARD CODE: CHO6d	225 g	23994-225
K4-M Polar HAZARD CODE: BH06d	225 g	23646-225

Nadic Methyl Anhydride (NMA) CAS#: 25134-21-8 | HAZARD CODE: HO6g

00886

Liquid anhydride for curing epoxy resins. The larger the proportion of NMA used in the epoxy resin formula, the harder the resultant block.

CHARACTERISTICS	SIZE	CATALOG #
MW 178.2, n25/D 1.505 - This material is a mixture of methyl isomers of methylbicyclo[2.2.1]hept-5-ene-2,3-dicarboxylic anhydride.	100 g	00886-100
	500 g	00886-500

Osteo-Bed Bone Embedding Kit | HAZARD CODE: CGHO5g

17734

Formulated for embedding large and small mineralized (undecalcified) bone specimens. Large bone samples embedded with Osteo-Bed should be sectioned with a heavy-duty microtome. Small bone and soft tissue should be sectioned with a microtome designed to cut plastic embedded materials. Osteo-Bed is a methyl methacrylate-based material that can be removed from the section and allows the use of staining procedures very much like a paraffin section. Not water-soluble.

CHARACTERISTICS	SIZE	CATALOG #
Kit Contains: 900ml Osteo-Bed Resin Solution A, 2 x 12g Benzoyl Peroxide and Plasticized (Catalyst)	1 Kit	17734-1

Additional Osteo-Bed Bone Kit Components

CHARACTERISTICS	SIZE	CATALOG #
Benzoyl Peroxide Plasticized (Catalyst) HAZARD CODE: GH5g	12 g	17734C-1
Resin Solution A HAZARD CODE: CHO5g	900 ml	17734A-900
Solvent HAZARD CODE: HVWX6g	4 x 500 ml	17734B-4

Resins & Catalysts

Osteo-Bed Plus Embedding Kit | HAZARD CODE: CGH05g**24889**

Offers the same benefits as Osteo-Bed Bone Embedding Kit with the added benefit of producing much harder blocks for supporting undecalcified bone specimens and bone containing metal implants, grafts and stents. Suitable for use with large and small mineralized (undecalcified) bone sections and hard tissues. Try Osteo-Bed Bone Embedding Solvent (Cat. #17734B) to remove plastic from sections for brilliant staining.

CHARACTERISTICS	SIZE	CATALOG #
Kit contains: 2x12g Osteo-Bed Bone Embedding Catalyst and 1x900ml Osteo-Bed Plus Resin Solution A	1 kit	24889-1

Poly/Bed® 502 Kit, Luft's Formula | HAZARD CODE: BHO6g**02600**

Poly/Bed 502 kit, Luft's Formula overcomes penetration difficulties by using propylene oxide as an additional clearing agent. Permits embedding of tissue from fixation to sectioning in about 24 hours.

CHARACTERISTICS	SIZE	CATALOG #
Kit Contains: 500g Araldite® 502, 450g DDSA, 100g DMP-30 & Instruction sheet. (Viscosity Med.)	1 kit	02600-1

Poly/Bed® 812 Embedding Kit / BDMA (Glauert Version) | HAZARD CODE: BEH07g**21844**

This kit configuration provides even lower viscosity, and faster diffusion and penetration than the standard Luft formulation.

CHARACTERISTICS	SIZE	CATALOG #
Kit contains: 1 x 200ml Poly/Bed 812, 1 x 160ml Dodeceny Succinic Anhydride (DDSA), 1 x 100ml Nadic Methyl Anhydride (NMA) & 1 x 20ml BDMA (Benzyl dimethyl amine).	1 kit	21844-1

Poly/Bed® 812 Mini Kit/BDMA (Glauert Version) | HAZARD CODE: BEH06g**21959**

This kit configuration provides even lower viscosity, and faster diffusion and penetration than the standard Luft formulation.

CHARACTERISTICS	SIZE	CATALOG #
Kit contains: 1 x 50ml Poly/Bed 812, 1 x 40ml DDSA, 1 x 25ml NMA, 1 x 5ml BDMA.	1 kit	21959-1

Poly/Bed® 812 Embedding Media | HAZARD CODE: H4g**08791**

Epoxy resin for embedding. Cured by amine catalysts. Exact WPE number supplied on label, ranging from 140 – 160.

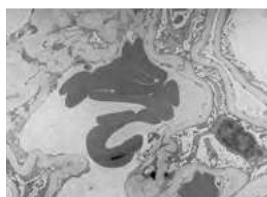
CHARACTERISTICS	SIZE	CATALOG #
Viscosity 100 – 200 cps	500 g	08791-500

Poly/Bed® 812 (Luft formulations) Embedding Kit / DMP-30 | HAZARD CODE: BHO6g**08792**

CHARACTERISTICS	SIZE	CATALOG #
Kit Contains: 1 x 500gm Poly/Bed 812, 1 x 450g Dodeceny succinic anhydride (DDSA), 1 x 450g Nadic Methyl anhydride (NMA), 1 x 100g DMP-30.	1 kit	08792-1

Poly/Bed® 812 (Luft formulations) Mini Kit | HAZARD CODE: BHO6g**21958**

CHARACTERISTICS	SIZE	CATALOG #
Kit Contains: 50ml Poly/Bed 812, 30ml DDSA, 20ml NMA, 5ml DMP-30, Instructions.	1 kit	21958-1

Spurr Low Viscosity Embedding Kit | HAZARD CODE: BEHO6g**01916**

Microscopic blood clot in glomerulus of the human kidney after transplant.
Courtesy of P.Wills, Harris Medical Labs

Exceptional penetration for tissue, mineral and dense structures. A low viscosity of 60 cps allows easy penetration into a variety of difficult materials. May be used to prepare mineral specimens for polishing. The low viscosity of the Spurr formulation allows rapid infiltration into tissues, minerals and other dense structures. Facilitates embedments with high lipid contents or hard membranes or highly vacuolated parenchymatous tissues.

CHARACTERISTICS	SIZE	CATALOG #
Kit Contains: 450g NSA, 250g ERL 4221, 250g D.E.R. 736, 100g DMAE.	1 kit	01916-1

Ultra Low Viscosity Embedding Kit | HAZARD CODE: BEHMOX6g**17706**

ERL-4221 is useful for rapid embedding of materials that are difficult to infiltrate even with Spurr's resin. Exhibits good sectioning qualities, beam stability and staining properties. Miscible with alcohol or acetone so propylene oxide can be avoided. For EM and LM – NOT water soluble.

CHARACTERISTICS	SIZE	CATALOG #
Kit Contains: 1 x 100g ERL-4221, 2 x 00g Octenyl Succinic Anhydride (DSA), 1 x 25g 1,4-Butanediol Diglycidyl Ether (BDE), & 1 x 100g Dimethylaminoethanol (DMAE).	1 kit	17706-1

PEG 4000 Resin CAS#: 25322-68-3 | HAZARD CODE: A2g**16861**

This water soluble, nonionic material is used like paraffin to infiltrate and embed tissue. Easily removed from sections with 95% ethanol for immunocytochemical and x-ray microanalytical techniques.

CHARACTERISTICS	SIZE	CATALOG #
mp 53 – 56°C	250 g	16861-250

Resins & Catalysts

Poly(ethylene glycol) (n) distearate CAS#: 9005-08-7 | $\text{CH}_3(\text{CH}_2)_{16}\text{CO}(\text{OCH}_2\text{CH}_2)_n\text{O}_2\text{C}(\text{CH}_2)_{16}\text{CH}_3$ | HAZARD CODE: A2g

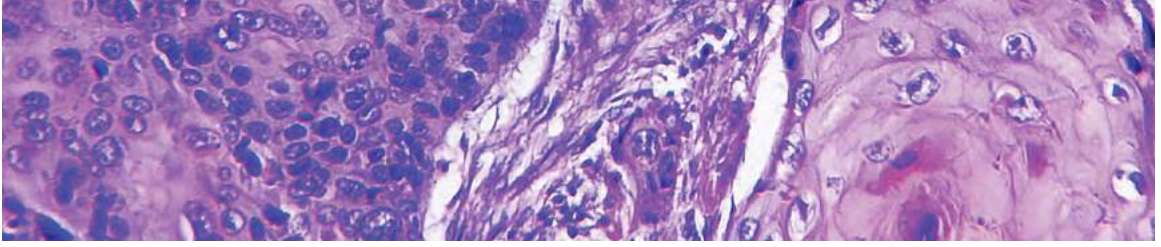
Soluble in IPA, hot water, mineral oil. Waxy, water dispersible solid. n = value is MW of PEG unit.

CHARACTERISTICS	SIZE	CATALOG #
MW 400, mp 35 – 37°C	100 g	01048-100
MW 400, mp 35 – 37°C	500 g	01048-500
MW 6,000, mp 52 – 57°C	100 g	19234-100

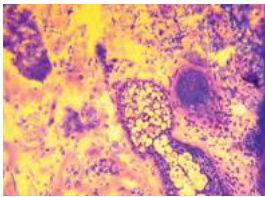
PolyCut-Ease | HAZARD CODE: A2g**18615**

The addition of 1% PolyCut-Ease to any epoxy embedding recipe will enable many stress-free sections to be cut from a single area of a knife. It preserves the life of your diamond knife edge as it markedly reduces friction of the knife as it cuts through the plastic. The additive will not change the block color or EM image quality. Does not contain silicone.

SIZE	CATALOG #
100 ml	18615-100



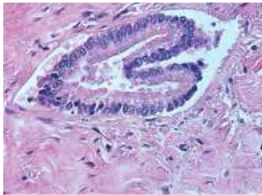
ROUTINE STAINS

Differential Quik III Stain Kit | HAZARD CODE: CH6d**26419**

Helix shaped Helicobacter pylori bacteria in human colon tissue.

High quality, rapid turnaround staining kit that serves many purposes in the cost-conscious laboratory environment. May be used for rapid blood smears for differential assessment, as well as detecting *H. pylori* microorganisms. The stain is very useful to pathologists for immediate interpretation of fine needle aspiration biopsies. Fast alternative to Wright-Giemsa staining procedures.

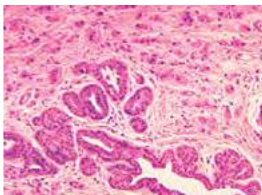
	SIZE	CATALOG #
Kit Contains: Differential Quik III Fixative, Differential Quik III Stain, Solution I, Differential Quik III Stain, Solution II.	8 oz	26419-8
	16 oz	26419-16
	1 gal	26419-1

Eosin Y, 0.5% alcoholic solution, Acidic | HAZARD CODE: CHV5g**09859**

Human kidney tissue stained with Harris Hematoxylin and Eosin Y.

Used as counterstain with hematoxylin; contains acetic acid. Does not contain isopropanol or methanol. Ready-to-use with any automated stainer.

	SIZE	CATALOG #
	500 ml	09859-500
	1000 ml	09859-1000
	3.75 L	09859-3.75

Eosin Y, 1% alcoholic solution, Non-Acidic | HAZARD CODE: CHV5g**17269**

Human Breast Duct Carcinoma, Harris Hematoxylin and Eosin Y, 1% alcoholic solution, ammonia water bluing solution. 10X magnification.

Contains no acetic acid. Used as counterstain with hematoxylin. Ready-to-use with any automated stainer.

	SIZE	CATALOG #
	500 ml	17269-500
	1000 ml	17269-1000

Routine Stains

Gill's Hematoxylin #1 for Cytology | HAZARD CODE: A2g**24242**

Human cheek cells, Gill's #1, Gill's Modified EA, Gill's Modified OG-6

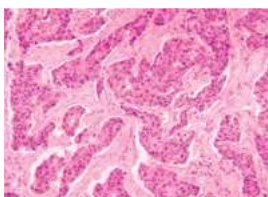
Gill's #1 is ideal for routine cytology staining. This single strength formulation optimally stains gynecological and non-gynecological specimens.

SIZE	CATALOG #
500 ml	24242-500
1000 ml	24242-1000

Gill's modified OG-6 & EA CAS#: 64-17-5 | HAZARD CODE: CHV6g

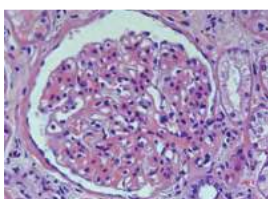
OG-6 is a cytoplasmic counterstain solution used in sequence with EA (EA 50, EA 65 or EA36) in the Papanicolaou staining method for clinical cytology. Gill's modified OG-6 is stable in solution and gives predictable high quality staining results not previously possible with other formulations.

CHARACTERISTICS	SIZE	CATALOG #
Gill's modified OG-6	500 ml	09782-500
	1000 ml	09782-1000
	3.75 L	09782-3.75
Gill's modified EA	500 ml	09783-500
	1000 ml	09783-1000
	3.75 L	09783-3.75

Gill's Hematoxylin #2, double strength for Histology & Cytology | HAZARD CODE: A2g**24243**

Gill's #2 should be used when a stronger or darker nuclear stain is required for cytology samples. Preferred for immunohistochemical counterstaining of the nucleus. General purpose nuclear stain, progressive type. Used with hematoxylin and eosin staining.

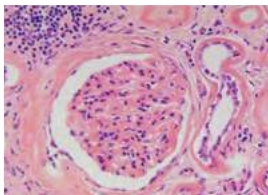
SIZE	CATALOG #
500 ml	24243-500
1000 ml	24243-1000

Gill's Hematoxylin #3, triple strength for Histology | HAZARD CODE: A2g**24244**

Kidney stained with Gill's Hematoxylin #3, Eosin Y, 20X, 4

Gill's #3 is the formulation of choice for routine histological staining when a darker nuclear stain is desired. General purpose nuclear stain, progressive type. Used with hematoxylin and eosin staining.

SIZE	CATALOG #
500 ml	24244-500
1000 ml	24244-1000

Harris Hematoxylin, Acidified (mercury-free) | HAZARD CODE: H2g**24245**

Human Kidney, 20X Harris Hematoxylin,
Eosin Y

Polysciences' Hematoxylin and Eosin products offer you the highest quality for routine staining. Strict QC for all routine stains ensures lot-to-lot consistency. Packaged in convenient plastic recyclable containers. General purpose nuclear stain, regressive type. Used with hematoxylin and eosin staining. Use Harris Hematoxylin for routine histology and cytology. Similar results can be achieved to those of Gill's Hematoxylin #1, #2 and #3 formulations by varying staining times.

SIZE	CATALOG #
500 ml	24245-500
1000 ml	24245-1000

Mayer's Hematoxylin | HAZARD CODE: H4g**24821**

For use in both cytology and histology. General purpose nuclear stain, progressive type. Used with hematoxylin and eosin staining. Used as a counterstain for immunohistochemistry procedures.

SIZE	CATALOG #
500 ml	24821-500
1 L	24821-1

Scott's Bluing Reagent | HAZARD CODE: A2g**24605**

A gentle formulation of "bluing" reagent for those specimens that may be affected by harsher "bluing" agents. Our premixed and ready to use Scott's Bluing Reagent provides rapid bluing and crisp nuclear detail obtained with routine Hematoxylin and Eosin stains. For use in both Cytology and Histology.

SIZE	CATALOG #
1 gal	24605-1
1 L	24605-1000

StainRITE® Giemsa Stain (for May-Grünwald) CAS#: 67-56-1 | HAZARD CODE: CHP6g**25038**

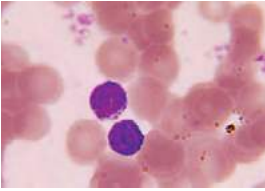
Giemsa stain is a classical blood film stain for peripheral blood smears and bone marrow specimens, used to visualize chromosomes, stain fungus *Histoplasma* and identify mast cells.

SIZE	CATALOG #
100 ml	25038-100
400 ml	25038-400

Routine Stains

StainRITE® May-Grünwald Stain Solution | HAZARD CODE: CHP6g

24981

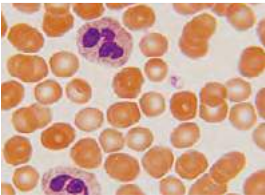


May-Grünwald Stain Solution is a classic hematology stain that produces dense coloration in the staining of peripheral blood smears and bone marrows.

SIZE	CATALOG #
1 L	24981-1
4 L	24981-4

StainRITE® Wright Stain Solution | HAZARD CODE: CHP6g

24986



A dual purpose stain used for staining blood smears and bone marrow aspirates. Ready-to-use solution makes the differentiation of human blood cells much easier to identify.

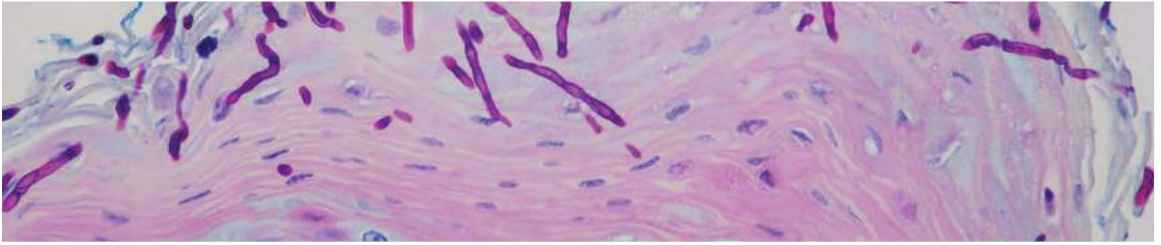
SIZE	CATALOG #
1 L	24986-1
4 L	24986-4
20 L	24986-20

StainRITE® Wright-Giemsa Stain Solution | HAZARD CODE: CHP6g

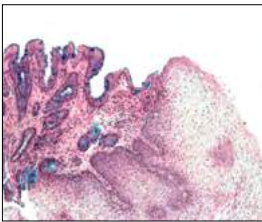
24985

Wright-Giemsa Stain Solution is a dual purpose stain useful for blood films, parasites and bone marrow aspirates. Prepared from certified dyes. Ready-to-use solution makes the differentiation of human blood cells much easier to identify. Based on a commonly used Azure-Eosin formula.

SIZE	CATALOG #
1 L	24985-1
10 L	24985-10

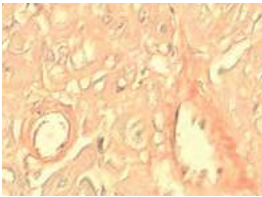


SPECIAL STAINS & KITS

Alcian Blue/PAS Kit | HAZARD CODE: CH6d**25086**

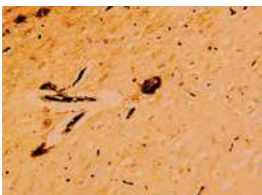
Demonstrates neutral and acidic mucosubstances on tissue at pH 2.5 and imparts a blue color to the acidic mucins and other carboxylated or weakly sulphated acid mucosubstances. Periodic Acid Schiff (PAS) reaction is then used to stain basement membranes, glycogen and neutral mucosubstances pink to red. Mixtures of neutral and acidic mucosubstances will appear purple due to positive reactions with both Alcian Blue and PAS. *Requires cold pack.*

CHARACTERISTICS	SIZE	CATALOG #
Kit Contains: 500ml of Alcian Blue, 1% in 3% Acetic Acid, Periodic Acid 0.5%, Harris Hematoxylin, Scott's Bluing and Schiff's Reagent.	1 kit	25086-1

Amyloid Stain Kit (Congo Red) | HAZARD CODE: CHV4ag**24614**

Complete kit to aid in the staining of tissue for amyloidosis. Used in the detection of amyloid FFPE as well as frozen tissue sections cut at 10 microns. The amyloid stains red and the nuclei stains blue. Control tissue is Alzheimer's or other known amyloidosis.

CHARACTERISTICS	SIZE	CATALOG #
Kit Contains: 250ml bottle of Congo Red Solution A, Alkaline Alcohol Solution B, and Gill's Hematoxylin #3 Solution C.	1 kit	24614-1

Bielschowsky's Stain Kit | HAZARD CODE: BHMVWX6gdm**25994**

Silver stain used to demonstrate the presence of senile plaques and neurofibrillary tangles in Alzheimer's disease. Used on FFPE sections cut at 8-10 microns. Senile plaques, neurofibrillary tangles and axons stain dark brown to black.

SIZE	CATALOG #
250 ml	25994-250

Special Stains & Kits

Dextran, FITC CAS#: 60842-46-8 | HAZARD CODE: A2d**15759**

Valuable materials for studying permeability and microcirculation *in vivo*. These are used to trace neuronal projections and active transport in live and unfixed tissue and as neuronal tracers in a variety of species. Appearance: yellow-orange crystalline powder.

CHARACTERISTICS	SIZE	CATALOG #
(Fluorescein isothiocyanate), MW 150,000	500 mg	15759-500

Duramycin-LC-Biotin | HAZARD CODE: U3a**25690**

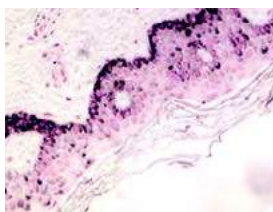
Biotin is attached to amino groups of duramycin via a 6-carbon aminohexanoyl spacer. The conjugate contains 1 biotin molecule per duramycin molecule. Duramycin binds phosphatidylethanolamine (PE) at a 1:1 ratio with high affinity (Kd of 4-6 nM) and exclusive specificity.

CHARACTERISTICS	SIZE	CATALOG #
MW 2,352, Appearance: Colorless Solid	100 µg	25690-100

1,9-dimethyl methylene blue zinc chloride double salt CAS#: 931418-92-7 | HAZARD CODE: H2g**03610**

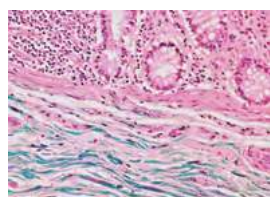
Used in dye binding assays for glycosaminoglycans.

CHARACTERISTICS	SIZE	CATALOG #
(Taylor's blue; 3,7'-Bis(dimethylamino)-1,9-dimethyldiphenothiazin-5-ium chloride), MW 416.05 g/mol mp 250°C (dec.)	1 g	03610-1

Fontana Masson Stain Kit | HAZARD CODE: H4g**25104**

Intended for the use in the histological visualization of Argentaffin cells and melanin in paraffin or frozen sections.


CHARACTERISTICS	SIZE	CATALOG #
Kit Contains: (500ml) 10% Silver Nitrate, (500ml) 0.1% Gold Chloride, (100ml) 28-30% Ammonium Hydroxide, (500ml) 1% Nuclear Fast Red and (500ml) 5% Sodium Thiosulfate.	1 kit	25104-1

Gomori's Trichrome Stain Kit | HAZARD CODE: BCHM6g**24205**

Human colon tissue stained with Gomori's Trichrome Stain Kit.

Gomori's One Step Trichrome refers to the multiple stain action of this reagent only. The mordant is Bouin's Fixative (Cat. #16045). All components and counterstains are included in kit.

CHARACTERISTICS	SIZE	CATALOG #
Kit Contains: Bouin's Fixative (250 ml), Weigert's Iron Hematoxylin Solution A & B (250 ml/ each), Gomori's Trichrome Stain (250 ml), 0.5% Acetic Acid Aqueous (250 ml), 0.5% Hydrochloric Acid Aqueous (250 ml)	1 kit	24205-1

GlycoGel Stain Kit | HAZARD CODE: H4d**24693**

Glycoproteins are macromolecules composed of both a protein and carbohydrate portion. The sugar group can assist in protein folding or improved stability. Glycoproteins are often found in proteins that are located in extracellular spaces and are important in immune cell recognition such as: antibodies and Major Histocompatibility Complex (MHC). Glycoprotein detection in gel electrophoresis (PAGE) is performed by modified (PAS) Periodic Acid Schiff chemistry. This method is very selective and has a detection limit of approximately 25-100 nanograms/band.

Benefits:

- Detect glycoprotein on SDS-PAGE gels
- Glycoproteins are detected as magenta bands with a colorless background
- Ready-to-use Kit stains 10 gels

CHARACTERISTICS	SIZE	CATALOG #
Kit Contains: Schiff's Reagent (1000 mL), 0.5% Periodic Acid Aqueous (1000 mL), 0.55% Potassium Metabisulfite (1000 mL)	1 kit	24693-1

Hanker-Yates reagent | HAZARD CODE: HVWX7d**08661**

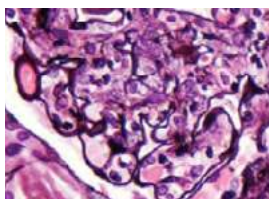
A specific, sensitive and non-carcinogenic chromogen for immunoperoxidase techniques. Contains p-phenylenediamine and pyrocatechol. Gives a blue reaction product.

SIZE	CATALOG #
5 x 1 g	08661-5

Hydroxynaphthol Blue, ACS $C_{20}H_{12}N_2Na_2O_{11}S_3$ | HAZARD CODE: HU2g**25000**

Stain is suitable for calcium determinations.

CHARACTERISTICS	SIZE	CATALOG #
MW 620.47	25 g	25000-25

Jones PAS-M Stain Kit | HAZARD CODE: BCGOV3d**25091**

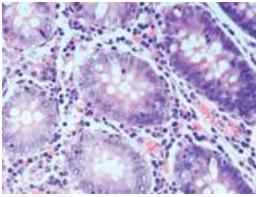
Periodic Acid Schiff Methenamine Silver Stain for Basement Membranes. An improved Jones PAS-M technique that utilizes an enhancer to accelerate the methenamine silver reaction with the glomerular basement membranes, while reducing the time to achieve results better than the original Jones PAS-M and a more stabilized silver solution. Used in kidney biopsies, Jones PAS-M may also be used for plastic sections for glomerular and tubular basement membranes.

CHARACTERISTICS	SIZE	CATALOG #
Kit Contains: 0.5% Periodic Acid, 0.5% Thiosemicarbazide, 5% Silver Nitrate Stock, 3% Methenamine, 3% Borax, 0.2% Gold Chloride, 2% Sodium Thiosulphate, Nuclear Fast Red.	100 ml	25091-100
	500 ml	25091-500

Special Stains & Kits

Lithium Blue | HAZARD CODE: H4g

24820



Human Colon, 20X Harris Hematoxylin, Eosin Y

Our premixed and ready-to-use Lithium Blue is a gentle yet rapid formulation of bluing hematoxylin in only five minutes. Lithium Blue is buffered at an alkalinity of pH = 8.0 and provides crisp nuclear detail obtained with Gills, Mayers and Harris Hematoxylin stains. For use in both cytology and histology.

SIZE	CATALOG #
1 L	24820-1000
1 gal	24820-1

Luxol Fast Blue, Ready-to-Use | HAZARD CODE: CHV4ag

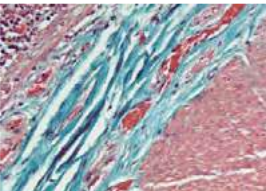
24611

Used to stain myelin and phospholipids.

SIZE	CATALOG #
500 ml	24611-500

Masson's Trichrome Stain Kit | HAZARD CODE: CV5g

25088

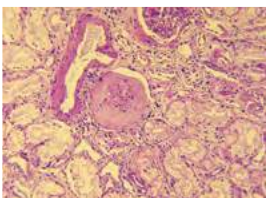


Used for the detection of collagen fibers in tissues such as skin, heart, etc. on formalin-fixed, paraffin-embedded sections and may be used for frozen sections as well. (Collagen fibers stained blue, nuclei stained black and cytoplasm, muscle, erythrocytes stained red.)

CHARACTERISTICS	SIZE	CATALOG #
Kit Contains: 100ml / 500ml – Bouin's Fixative, 75ml / 250ml – Weigert's Iron Hematoxylin Soln A, 75ml / 250ml – Weigert's Iron Hematoxylin Soln B, 100ml / 500ml – Biebrich Scarlet-Acid Fuchsin, 100ml / 500ml – Phosphotungstic/Phosphomolybdic Acid, 100 ml / 500ml – Aniline Blue, 100 ml / 500ml – 1% Acetic Acid, Aqueous.	100 ml	25088-100
	500 ml	25088-1

Multiple Stain Solution | HAZARD CODE: C5g

08824



Kidney stained with Multiple Stain Solution in Peel-A-Way[®] Micro-Cut Paraffin, 4μ, 10X

(Paragon Stain) Used in Tzanck preparations of herpetic lesions and differentiates acidophilic and basophilic structures. Multiple Stain is a replacement for the former Paragon Multiple Stain (PMS). Can be directly applied to frozen sections, epoxy, JB-4[®] embedded sections or paraffin. It is utilized as a general cytoplasmic and nuclear stain. Multiple Stain also differentiates various cytologic processes including basal cell carcinoma, squamous cell carcinoma, malignant melanoma, B-cell lymphoma, acute myelomonocytic leukemia and metastatic breast cancer. Multiple Stain Solution is an easy-to-use, one-step procedure with H & E quality staining.

SIZE	CATALOG #
100 ml	08824-100
500 ml	08824-500

Neat Stain Hematology Stain Kit**25034**

Three-step procedure for differentiation of morphological cell types in peripheral blood smears. Staining characteristics are similar to the traditional Wright's and Wright-Giemsa stains. Performs 150 tests.

Benefits:

Neat – self-contained foil sealed, pre-filled multi-well containers

Fast – immerse slides sequentially in each reagent for specified time, air dry and read

Convenient – additional foils for re-sealing containers

CHARACTERISTICS	SIZE	CATALOG #
Kit Contains: 6 Reagent packs, plastic stand & 6 reclosure foils.	1 kit	25034-4

Neat Stain Trichrome Stain Kit | HAZARD CODE: CH5g**25035**

For staining stool specimens. Based upon the Wheatley Trichrome technique which is a rapid staining procedure providing optimal results for routine examination. Simplified method—use of a mordant prior to staining is not necessary.

Benefits:

Neat – self-contained foil sealed, pre-filled multi-well containers

Fast – immerse slides sequentially in each reagent for specified time, air dry and read

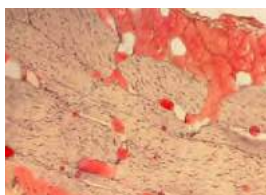
Convenient – additional foils for re-sealing containers

CHARACTERISTICS	SIZE	CATALOG #
Kit Contains: 6 Reagent packs, plastic stand & 6 reclosure foils.	1 kit	25035-1

Nuclear Fast Red, 1% Solution | HAZARD CODE: A2g**24199C**

Ready-to-use nuclear fast red staining is a simple method of nuclear chromatin staining and is mainly used for high-contrast counterstaining in a number of histological applications.

SIZE	CATALOG #
250 ml	24199C-250

Oil Red O Staining Kit | HAZARD CODE: AK2g**25962**

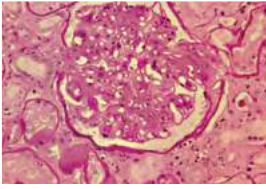
Oil Red O staining procedure provides excellent demonstration of fats and lipids in frozen tissue sections. Stains up to 100 slides.

CHARACTERISTICS	SIZE	CATALOG #
Kit Contains: 100 ml Oil red O solution, 200 ml Propylene glycol & 100 ml Hemotoxyline.	250 ml	25962-250

Special Stains & Kits

Periodic Acid Schiff's (PAS) Stain Kit | HAZARD CODE: HU5d

24200



Human kidney tissue stained with Periodic Acid Schiff's Stain Kit (PAS).

PAS techniques are used to demonstrate polysaccharides, neutral mucosubstances and basement membranes primarily in tissue. The PAS reagent is also called Fielgen Stain for the demonstration of DNA with a different protocol. Kidney is the most sensitive control. The demonstration of glycogen is best represented by a section of liver with a digestion step used as a negative control for staining. Kit is supplied with Harris's Hematoxylin Acidified (Cat. #24245) as a counterstain.

CHARACTERISTICS	SIZE	CATALOG #
Kit Contains: 0.5% Periodic Acid Aq (250 ml), Schiff' Reagent (250 ml), 0.55% Potassium Metabisulfite (250 ml), Harris Hematoxylin Acidified (250 ml), Phosphate Citrate Buffer pH 5.0 (250 ml), Diastase Powder (0.5 gm)	1 kit	24200-1

Phosphotungstic/Phosphomolybdic Acid

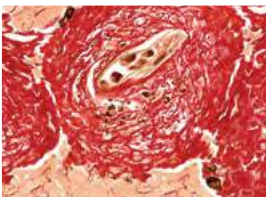
25088D

Used in Trichrome Stain as a decolorizer causing Biebrich Scarlet-Acid Fushsin to diffuse out of the collagen while leaving the muscle red.

SIZE	CATALOG #
1 gal	25088D-1

Picrosirius Red Stain Kit | HAZARD CODE: H4gp

24901

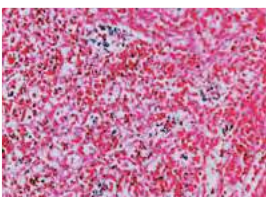


Our Picrosirius Red Stain binds specifically to collagen fibrils of varying diameter that is used to distinguish collagen Type I from Type III. Picrosirius Red Stain will quantify the amount of collagen in a given area of myocardial tissue (i.e. the collagen area fraction). Collagenous structures of the mandible stain brilliant red. Unlike sections stained with hematoxylin and eosin alone, dentinal tubules, Sharpey's fibers and other structures can be seen clearly after using Picrosirius Red Stain procedure. Under polarized light, collagen fibers can be specifically identified and their orientation determined.

CHARACTERISTICS	SIZE	CATALOG #
Kit Contains: Solution A - Phosphomolybdic Acid (250ml or 500ml), Solution B - Picrosirius Red F3BA Stain (250ml or 500ml), Solution C - 0.1 N Hydrochloride Acid (250ml or 500ml)	250 ml	24901-250
	500 ml	24901-500

Prussian Blue Iron Stain Kit (Reaction for Demonstration of Iron) | HAZARD CODE: H4g

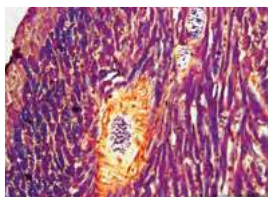
24199



Human kidney tissue stained with Prussian Blue iron Stain Kit.

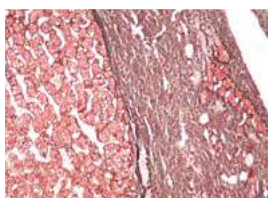
Prussian Blue or Perls' reaction is used to demonstrate ferric iron and ferritin. This is not a true staining technique rather, it is a histochemical reaction. The protein is split off by the hydrochloric acid, allowing the potassium ferrocyanide to combine with the ferric iron. This forms the ferric ferrocyanide or Prussian Blue.

CHARACTERISTICS	SIZE	CATALOG #
Kit Contains: 250 ml of: 4% Potassium Ferrocyanide, 4% Hydrochloric Acid, 1% Nuclear Fast Red	1 kit	24199-1

Rapid PTAH Stain Kit | HAZARD CODE: H4ag**25715**

PTAH is used to demonstrate cross-striations of the skeletal muscle as well as fibrin and collagen. Used on formalin-fixed, paraffin-embedded tissue (FFPE). Muscle striations, fibrin and nuclei stain various shades of blue. Collagen, reticulum, basement membrane and cartilage stain various shades of red to red-brown.

CHARACTERISTICS	SIZE	CATALOG #
Kit Contains: Solution A- Langeron's Iodine, Solution B- 5% Sodium Thiosulfate, and Solution C- Phosphotungstic Acid Hematoxylin.	250 ml	25715-250
	500 ml	25715-500

Reticulin Stain Kit | HAZARD CODE: BVWX6d**25094**

Identifies reticulin fibers in tissue sections liver kidney and spleen. Reticulin is a Type III collagen found in the basement membrane of many organs and provides structural integrity. Reticulin Stain Kit is a metal impregnation technique, where ammoniacal silver initially binds to the tissue component of interest, the reducing agent (formalin) produces a dark insoluble precipitate, then treated by toning and fixing in sodium thiosulfate.

CHARACTERISTICS	SIZE	CATALOG #
Kit Contains: 1% Potassium Permanganate, Oxalic Acid, 2.5% Ferric Ammonium Sulfate, 0% Silver Nitrate, 28 – 30% ACS Ammonium Hydroxide, 3% Sodium Hydroxide, 0% Formalin Aqueous Soln., 0.2% Gold Chloride, 5% Sodium Thiosulfate & 1% Nuclear Fast Red Stain Soln.	250 ml	25094-250
	500 ml	25094-500

Saffron CAS#: 42553-65-1 | HAZARD CODE: HU2g**25007**

Saffron is used in a variety of histological staining methods including the Hematoxylin, Phloxine and Saffron (HPS) staining technique. The HPS stain demonstrates collagen in connective tissues. Hematoxylin stains acidic structures such as DNA purple. Phloxine stains most proteins pink and Saffron stains collagen yellow.

SIZE	CATALOG #
25 g	25007-25

Szechrome NAS | HAZARD CODE: U3g**08762**

Suitable for the determination of the nitrate content of natural waters, industrial waste effluents, soil, plant and meat extracts, tinned goods, biological fluids (sputum, urine), chemicals, fertilizers and drugs. NAS has been used in place of the phenoldisulfonic acid, brucine and chromotropic acid methods used previously. This sensitive reagent reacts rapidly to produce stable colors suitable for precise quantitative determinations or rapid estimations in routine field work. Szechrome NAS produces color reactions which are specific and proportional to the nitrate content of the sample tested. Optical density (OD) at 570nm after 5-minute development is proportional to nitrate in the range of 2-20ppm.

SIZE	CATALOG #
5 g	08762-5

Special Stains & Kits

Stains-all CAS#: 7423-31-6 | $C_{30}H_{27}BrN_2S_2$ | HAZARD CODE: H5g**03943**

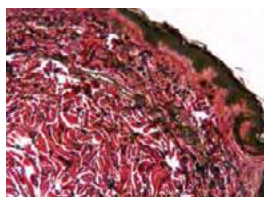
Stains proteins red, DNA blue and RNA bluish-purple. Also useful for staining acid polysaccharides.

CHARACTERISTICS	SIZE	CATALOG #
(1-Ethyl-2-[3-(1-ethylnaphtho[1,2-d]thiazolin-2-ylidene)-2-methylpropenyl]naphtho[1,2-d]thiazolium bromide, 3,3-Diethyl-9-methyl-4,5,4,5-dibenzothiacarbocyanine) MW 559.6	1 g	03943-1
	5 g	03943-5

Terry's Polychrome Methylene Blue 2% Aqueous | HAZARD CODE: A2d**09978**

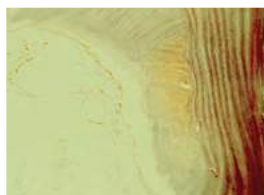
A STAT staining method for unfixed and fixed tissue. Stains nuclei more strongly than cell cytoplasm. Excellent dye for nuclear and nucleolar details. Can be used to demonstrate erythrocyte alterations/inclusions and some erythrocyte parasites, as well as to visualize reticulocytes. Methylene blue is different from that in Romanowsky stains. In order to stain a slide with methylene blue a drop of stain is placed on a coverslip. The coverslip is then placed on an unfixed blood smear. An alternative method is to mix some stain with fresh blood before a blood smear is made.

SIZE	CATALOG #
470 ml	09978-470

Verhoeff Van Gieson Elastin Stain Kit | HAZARD CODE: BCOPPRS3g**25089**

This stain is useful in demonstrating atrophy of elastic tissue in cases of emphysema, thinning and loss of elastic fibers in arteriosclerosis and other vascular diseases. With increasing age, changes such as splitting and fragmentation occur. These changes are most obvious in the skin, which becomes wrinkled and rather loose-fitting.

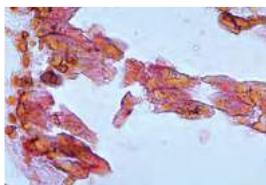
SIZE	CATALOG #
1 kit	25089-1

Villanueva Osteochrome Bone Stain | HAZARD CODE: CHV6g**16280**

Useful for staining fresh, fixed, unembedded or plastic-embedded sections of bone. Villanueva Osteochrome Bone Stain gives uniform and reproducible results. Useful in studying biopsy or postmortem tissue.

SIZE	CATALOG #
450 ml	16280-450

Human degenerative joint disease, stained with Villanueva Osteochrome Bone Stain, 20X.

Von Kossa Method for Calcium Kit | HAZARD CODE: BH6d**24633**

Calcified Necrotic kidney section, 4 μ , stained with Von Kossa Method for Calcium Stain Kit.

Demonstrates only calcium phosphate and calcium carbonate salts. Note that when used in skin specimens, the silver will reduce the melanin in the skin to also give a black deposit. Used as a bone stain to indicate osteomalacia, or in other paraffin-embedded tissues to stain calcium deposits seen in metabolic diseases, Paget's disease, renal osteodystrophy and hyperparathyroidism, necrotic areas associated with tuberculoses (TB), infarction (Gandy Gamma bodies), atheroma in blood vessels and Malakoplakia in the bladder (Michaelis-Gutman bodies).

CHARACTERISTICS	SIZE	CATALOG #
Kit Contains: 3% Silver Nitrate, 5% Sodium Thiosulfate, Nuclear Fast Red.	1 kit	24633-1

Weigert's Hematoxylin Kit (Solution A & B) | HAZARD CODE: CH6g**25373**

A nuclear staining solution containing hematoxylin, ferric chloride and hydrochloric acid used in many non-routine techniques (special stains) because it resists decolorization in acidic staining solutions. Ferric Chloride is a strong oxidizer, serving as both a mordant and an oxidizer for Weigert's Hematoxylin.

SIZE	CATALOG #
250 ml	25373-1

CERTIFIED DYES & STAINS

Acridine Orange, C.I. 46005, very high purity CAS#: 65-61-2 | HAZARD CODE: UH5e**04539**

DNA intercalating dye. A grade of acridine orange of exceptionally high purity, suitable for quantitative work. Free of inorganic salts. A specific stain for RNA, used as a 2% solution containing 1% lanthanum acetate in 15% acetic acid.

CHARACTERISTICS	SIZE	CATALOG #
(3,6-Bis[dimethylamino]acridine hydrochloride hydrate), MW 301.83, λ max 494 \pm 4nm	1 g	04539-1
	5 g	04539-5

Acid Fuchsin, C.I. 42685, certified CAS#: 989-38-8 | $C_{20}H_{17}N_3Na_2O_9S_3$ | HAZARD CODE: HU2g**24991**

Used in the Masson's Trichrome Staining technique. This method is commonly used to stain tissue sections in the Histology and Cytology Laboratory to distinguish muscle from collagen. The muscle stains red with the acid fuchsin and the collagen is stained green or blue with light green SF yellowish or methyl blue.

CHARACTERISTICS	SIZE	CATALOG #
MW 585.24	25 g	24991-25
	100 g	24991-100

Certified Dyes & Stains

Alcian Blue 8GX, C.I. 74240 CAS#: 33864-99-2 | HAZARD CODE: HU5g**19175**

Used primarily for demonstrating acid mucopolysaccharides with Scott's method and Mowry's staining methods. Used in electrophoresis for detecting glycoproteins. Also available in ready-to-use, see (Cat. #25086).

SIZE	CATALOG #
10 g	19175-10

Aniline Blue, C.I. 42755, certified, water-soluble CAS#: 28631-66-5 | HAZARD CODE: U5g**02570**

Used as contrast stain in histology and cytology and as a pH indicator (pH 10.0-13.0). Used with acid fuchsin as Mallory's connective tissue stain. Also used to visualize chromosomes and cellulose wall implants.

CHARACTERISTICS	SIZE	CATALOG #
(Acid blue 22) MW 739.7	25 g	02570-25

Blue Platinum EM Stain**26001**

An EM stain that can replace uranyl acetate in many cases for staining TEM thin sections. An excellent alternative to uranyl acetate if your lab cannot use radioactive compounds.

SIZE	CATALOG #
1 ml	26001-1

Biebrich Scarlet, C.I. 26905 CAS#: 4196-99-0 | $C_{22}H_{14}N_4Na_2O_7S_2$ | HAZARD CODE: U4g**03336**

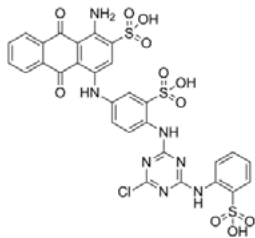
Widely used as a counterstain, as well as a useful plasma stain. λ max 505nm

CHARACTERISTICS	SIZE	CATALOG #
(Acid red 66; Ponceau B) MW 556.49	100 g	03336-100

Chlorazole Black E, C.I. 30235, certified CAS#: 1937-37-7 | HAZARD CODE: HM3g**02730**

A valuable stain in general histology and cytology. Gives sharp, clear-cut pictures of both nuclei and cytoplasmic structures. Also useful for differentiation of fungi.

CHARACTERISTICS	SIZE	CATALOG #
MW 781.7	25 g	02730-25

Cibacron Blue, F3GA, C.I. 61211, Affinity Chromatography Grade CAS#: 84166-13-2 | HAZARD CODE: U5g **25721**

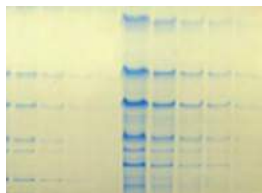
Sulfonated triazine dye that can be immobilized on a support matrix and used for affinity chromatography of proteins. Also used for probing nucleotide binding sites in proteins. ¹H NMR and mass spectrometry data are consistent with the structure shown.

CHARACTERISTICS	SIZE	CATALOG #
(Reactive Blue 2) MW 774.16. Appearance: Powder.	1 g	25721-1
	5 g	25721-5
	100 g	25721-100

Congo Red, C.I. 22120, certified (Direct Red 28) CAS#: 573-58-0 | HAZARD CODE: BHX6g **02736**

Anionic metachromatic dye. Good contrast stain or counterstain. Specific stain for amyloids in pathology. Also, a pH indicator; transition interval: pH 3.0 (blue) to 5.0 (red). Also available in ready-to-use, see (Cat. #24614) λ max: 497nm.

CHARACTERISTICS	SIZE	CATALOG #
MW 781.7	25 g	02736-25

Coomassie® Blue G250, C.I. 42655 CAS#: 6104-58-1 | HAZARD CODE: H2g **03707**

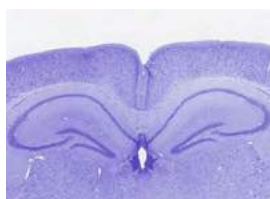
Protein stain for SDS gels. Used in dye binding techniques for protein quantification.

CHARACTERISTICS	SIZE	CATALOG #
(Brilliant blue G250; Acid blue 90) MW 854.03	10 g	03707-10
	50 g	03707-50
	100 g	03707-100

Coomassie® Blue R250, C.I. 42660 CAS#: 6104-59-2 | HAZARD CODE: H3g **00352**

Rapid acting and sensitive dye for SDS gels.

CHARACTERISTICS	SIZE	CATALOG #
(Brilliant blue R250; Acid blue 83) MW 825.98	10 g	00352-10
	100 g	00352-100

Cresyl Violet Acetate, certified CAS#: 10510-54-0 | HAZARD CODE: U5g **21063**

Useful for staining Nissl substances in nerve cells and for bulk staining of nerve tissue.

CHARACTERISTICS	SIZE	CATALOG #
(9-Amino-5-imino-5H-benzo[a]phenoxazine acetate salt) MW 321.34 mp 140-143°C	10 g	21063-10

Certified Dyes & Stains

Eosin Y, C.I. 45380, certified CAS#: 17372-87-1 | HAZARD CODE: U5g**02740**

Cytoplasmic counterstain. Component of Wright stain and MacNeal's Tetrachrome stain.

CHARACTERISTICS	SIZE	CATALOG #
(Eosin yellowish; Acid red 87; 2',4',5',7'-Tetrabromo-fluorescein, disodium salt) MW 691.9	50 g	02740-50

Fast Green FCF, C.I. 42053, certified CAS#: 2353-45-9 | HAZARD CODE: A2g**02745**

Breast tissue, no nuclear staining, stains support structures.

Sensitive stain for proteins in polyacrylamide gels. Especially suitable in isoelectric focusing. Also suitable for use as a cytological counterstain, and mammalian tissue stain for muscle and collagen. λ max: 622-626nm

CHARACTERISTICS	SIZE	CATALOG #
(Food green 3) MW 808.85, mp 290°C (dec.)	25 g	02745-25
	100 g	02745-100

Fluorescein, Sodium Salt, C.I. 45350 CAS#: 518-47-8 | $C_{20}H_{10}Na_2O_5$ | HAZARD CODE: HU2g**24997**

Fluorescein sodium is used extensively as a diagnostic tool in the field of ophthalmology and optometry. Topical fluorescein is used for the diagnosis of corneal abrasions, ulcers and herpetic corneal infections.

CHARACTERISTICS	SIZE	CATALOG #
(Acid Yellow, Uraïne) MW 376.27	100 g	24997-100
	500 g	24997-500

Fuchsin, basic, certified, C.I. 42500 CAS#: 569-61-9 | HAZARD CODE: HM4g**06342**

For staining bacilli in tissue. Coupling agent for ultrastructural localization of esterases.
 λ max: 542 – 548

CHARACTERISTICS	SIZE	CATALOG #
(Pararosaniline hydrochloride; Basic red 9) MW 323.83	25 g	06342-25

Hematoxylin, C.I. 75290, certified (Natural Black 1) CAS#: 517-28-2 | HAZARD CODE: A2g**02749**

Nuclear protein stain and glycogen stain. Also a general tissue stain for human, animal and VIR histology.

CHARACTERISTICS	SIZE	CATALOG #
MW 302.3	25 g	02749-25
	100 g	02749-100

Certified Dyes & Stains

Light Green SF Yellowish, C.I. 42095, certified CAS#: 5141-20-8 | HAZARD CODE: A5g**02753**

Used as a dye and as a biological stain. Certified for use as a counterstain in cytology. An important contrast stain for plasma as a critical component of Papanicolaou (PAP) stains. Stains collagen fibers when substituted for aniline blue in Masson's trichrome.

CHARACTERISTICS	SIZE	CATALOG #
MW 792.85	25 g	02753-25

Oil Red O, C.I. 26125, certified CAS#: 1320-06-5 | HAZARD CODE: A2g**06317**

A post-electrophoresis stain for lipoproteins on cellulose acetate plates. Used to stain adipocytes in frozen sections.

CHARACTERISTICS	SIZE	CATALOG #
(Solvent red 27; Sudan red 5B; Ceres red 5B) MW 408.5, mp 120°C	25 g	06317-25
	100 g	06317-100

Orange G, C.I. 16230, certified CAS#: 1936-15-8 | HAZARD CODE: U4g**00968**

Mallory's stain for collagen in connective tissue. Also useful as a stain for granules, elastic fibers, mast cells, and pollen tubes. General histology and cytology counterstain. Also available in ready-to-use, see (Cat. #09782).

CHARACTERISTICS	SIZE	CATALOG #
MW 452.38	100 g	00968-100

Nuclear Fast Red, C.I. 60760 CAS#: 6409-77-4 | HAZARD CODE: H3g**09773**

Nuclear fast red staining is a simple method of nuclear chromatin staining and is mainly used for high-contrast counterstaining for histological applications. Also available in ready-to-use, see (Cat. #24199 & 24633). λ max: 518nm

CHARACTERISTICS	SIZE	CATALOG #
(Calcium Red, Kernechtrot, Bordeaux R, C.I. 60760) MW 357.28	5 g	09773-5

Phosphomolybdic acid hydrate, ACS grade CAS#: 12026-57-2 | HAZARD CODE: BG6d**01021**

Electron-dense metal stain.

CHARACTERISTICS	SIZE	CATALOG #
(12-Molybdophosphoric acid) MW 3939.45	5 g	01021-5
	25 g	01021-25

Certified Dyes & Stains

Pyronin Y, C.I. 45005, certified CAS#: 92-32-0 | HAZARD CODE: A3g**18614**

Used in combination with methyl green for the selective and differential staining of nucleic acids. The pyronin Y stains RNA red, while the methyl green stains DNA green. The combined methyl green-pyronin Y stain is a useful histochemical reagent. Pyronin Y can also be used as a tracking dye for polyacrylamide gel electrophoresis.

CHARACTERISTICS	SIZE	CATALOG #
MW 302.8	5 g	18614-5
	25 g	18614-25

Rhodamine 6G, C.I. 45160 CAS#: 989-38-8 | $C_{28}H_{31}N_2O_3Cl$ | HAZARD CODE: H2g**25004**

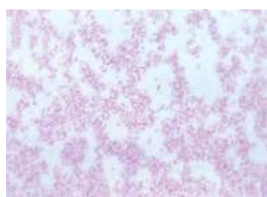
Used as a tracer dye within water to determine the rate and direction of flow and transport. Rhodamine dyes fluoresce and thus can be detected easily, used extensively in fluorescence microscopy, flow cytometry, fluorescence correlation spectroscopy and ELISA.

CHARACTERISTICS	SIZE	CATALOG #
(Basic Red 1) MW 479.01	25 g	25004-25
	50 g	25004-50

Rose Bengal, C.I. 45440, certified CAS#: 632-69-9 | $C_{20}H_2Cl_4Na_2O_5$ **25005**

Rose Bengal can be used as an alternative to phloxine B in Kreyberg's stain for keratin and mucus. Useful for detecting bacteria in soil.

CHARACTERISTICS	SIZE	CATALOG #
MW 1017.64	25 g	25005-25

Safranin O, C.I. 50240, certified CAS#: 477-73-6 | HAZARD CODE: H5g**02782**

Francisella tularensis using a Safranin stain, Magnified 1000X. Image courtesy of CDC Public Health Library / Dr. P. B. Smith.

A general biological stain. Used as a nuclear stain for histological studies. Also used as a cationic lipophilic probe and in the detection of glycosaminoglycans and proteoglycans.

CHARACTERISTICS	SIZE	CATALOG #
(Basic red 2; 3,7-Diamino-2,8-dimethyl-5-phenylphenazinium chloride) MW 350.85	25 g	02782-25

Sirius Red, C.I. 35780 CAS#: 2610-10-8 | HAZARD CODE: H4g**09400**

Cardiac muscle stain. Used to quantify collagen I & III under polarized light.

CHARACTERISTICS	SIZE	CATALOG #
(Direct red 80) MW 1373.09	10 g	09400-10
	25 g	09400-25

Certified Dyes & Stains

Sudan Black B, C.I. 26150, certified CAS#: 4197-25-5 | C₂₉H₂₄N₆ | HAZARD CODE: H4g**25008**

Useful for staining neutral triglycerides and lipids on frozen sections and some lipoproteins on paraffin sections. It has the appearance of a dark brown to black powder with maximum absorption at 596 – 605nm and melting point 120 – 124°C. It stains blue-black. Sudan Black B is one of the dyes used for Sudan staining. Similar dyes include Oil Red O, Sudan III and Sudan IV.

CHARACTERISTICS	SIZE	CATALOG #
(Oil Red O, Sudan III, Sudan IV) MW 456.54	25 g	25008-25

Tetrachrome Stain, certified (MacNeal) | HAZARD CODE: H4g**02783**

Blood stain similar to Wright's stain. Also useful for staining bone sections.

SIZE	CATALOG #
5 g	02783-5

Toluidine Blue O, C.I. 52040, certified CAS#: 92-31-9 | HAZARD CODE: U5g**01234**

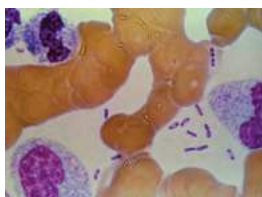
A metachromatic, cationic thiazine dye that is widely used in *in vitro* biological applications. Also used in techniques for DNAase detection. λ max: 626nm

CHARACTERISTICS	SIZE	CATALOG #
MW 305.83	25 g	01234-25

Toluidine Blue O, C.I. 52040, purified CAS#: 92-31-9 | HAZARD CODE: U5g**15931**

Useful for staining RNA, oligodeoxynucleotides, proteins, glycosaminoglycans and skin lesion for Mohs. λ max: 626nm

CHARACTERISTICS	SIZE	CATALOG #
MW 305.83	10 g	15931-10

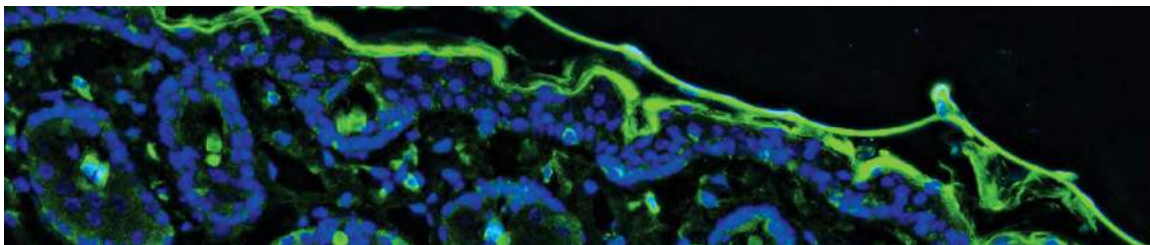
Wright Stain, certified CAS#: 68988-92-1 | HAZARD CODE: U4g**02785**

Dark stained bipolar ends of *Yersinia pestis* can clearly be seen in this Wright's stain of blood from a plague victim. Image courtesy of the CDC Public Health Library.

Useful for staining blood films and malarial parasites in blood films. Also available in ready-to-use, see (Cat. #24986).

SIZE	CATALOG #
25 g	02785-25
100 g	02785-100

Fluorescent Dyes & Stains



FLUORESCENT DYES & STAINS

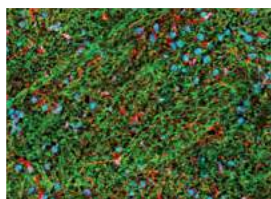
Acridine mutagen ICR 191 CAS#: 17070-45-0 | HAZARD CODE: HU6bg**08704**Frameshift mutagenic standard for Ames test in *Salmonella* and *E. Coli*.

CHARACTERISTICS	SIZE	CATALOG #
[[6-Chloro-9-(3-[2-chloroethylamino]propylamino)-2-methoxyacridine] dihydrochloride; ICR 191 Acridine mutagen; Ames mutagen 191], MW 451.2	100 mg	08704-100

2% Acridine Orange, Ready-to-Use CAS#: 65-61-2 | HAZARD CODE: HU5d**24603**

Ultrapure DNA intercalating dye. A grade of acridine orange of exceptionally high purity, suitable for quantitative work. Ready-to-use and free of inorganic salts. A specific stain for RNA, used as a 2% solution. Ready-to-use format eliminates the exposure to potentially irritating powdered dyes.

SIZE	CATALOG #
10 ml	24603-10

Bisbenzimidide (Hoechst 33258) CAS#: 23491-45-4 | $C_{27}H_{37}Cl_3N_6O_4$ | HAZARD CODE: H4abd**09460**

Fluorescent chromosome stain. Recommended use is 10mg/ml for 2 – 10 minutes. This will vary based on section thickness.

CHARACTERISTICS	SIZE	CATALOG #
(2'-[4-Hydroxyphenyl]-5-[4-methyl-1-piperazinyl]-2,5'-bi-1H-benzimidazole trihydrochloride pentahydrate; Hoechst 33258) MW 623.97	100 mg	09460-100

Rat Brain Sagittal, 8 micrometer section, stained with Hoechst 33342, Alexa Fluor® 568-6FAP (Rb) and Alexa Fluor® 488-NF-P (Ms). Photo: Mike Davidson of Florida State University.

Fluorescent Dyes & Stains

Coumarin 1 CAS#: 91-44-1 | HAZARD CODE: A2g**24185**

Fluorescent dye, miscible in ethanol or neutral buffer.

CHARACTERISTICS	SIZE	CATALOG #
(7-Diethylamino-4-methylcoumarin; 7-Diethylamino-4-methyl-1-benzo-pyran-2-one) MW 231.3	250 g	24185-250

Coumarin 6, laser grade | HAZARD CODE: U7g**8037L**

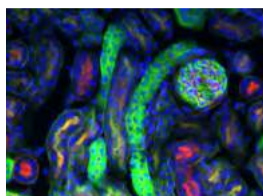
For pulsed and CW operation in the green-blue spectral region. Tunable from 515-585nm. Absorption max (in ethanol): 458nm, Optimum lasing (in ethanol): 540nm, Fluorescence max (in ethanol): 505nm.

CHARACTERISTICS	SIZE	CATALOG #
MW 350.44	100 mg	8037L-100

Cyanoditoyl Tetrazolium Chloride (CTC) CAS#: 102568-47-8 | HAZARD CODE: HU6ad**19292***E. coli* bacteria in CTC.

Cyanoditoyl tetrazolium chloride has been used to measure the redox activity of tumor cells. It has also been employed for direct epifluorescent microscopic enumeration of respiring bacteria in food samples and environmental samples, especially water samples. Reveals a quantitative methodology for measuring marine bacteria. These methods yield 80% activity in 2 to 10 minutes. Cell samples mixed with CTC can be stored refrigerated or frozen in liquid nitrogen for at least 4 weeks without a significant loss of cells. Formazan fluoresces in solid state. Em. max: 630nm, Ex. max: 450nm

CHARACTERISTICS	SIZE	CATALOG #
MW 311.8, mp 230°C Soluble in ~100mg in 6.6cc water.	100 mg	19292-100
	1 g	19292-1

4',6-Diamidino-2-phenylindole dihydrochloride (DAPI) CAS#: 28718-90-3 | HAZARD CODE: U3acd**09224**

Mouse Kidney cells were stained with DAPI, Alexa Fluor[®] 488 wheat germ agglutinin, Alexa Fluor[®] 568 phalloidin. Contributed by Walt Metcalfe, Molecular Probes, Inc.; photographed by Gregg Jarvis, Omega Optical, Inc.

A cationic fluorescent dye that specifically binds to adenine-thymine-rich DNA. Applications include detection of nanogram quantities of DNA in cellular homogenates and cytofluorometric determination of the DNA base content in human chromosomes. Available in bulk quantities for OEM users at significant savings. λ max: 342nm

CHARACTERISTICS	SIZE	CATALOG #
MW 350.25	10 mg	09224-10
	50 mg	09224-50

Fluorescent Dyes & Stains

Fast Blue CAS#: 74749-42-1 | HAZARD CODE: U7g**17740**

Fluorescent dye commonly used as a neuronal tracer and referred to as a hydrophilic retrograde tracer. Fast Blue can be used alone or with other types of fluorescent retrograde and anterograde tracer dyes. Other neuronal tracers such as True Blue, Evans Blue and Nuclear Yellow are commonly used in conjunction with Fast Blue.

CHARACTERISTICS	SIZE	CATALOG #
Soluble in water, lower alcohols.	1 mg	17740-1
	5 mg	17740-5

Filipin (from *Streptomyces filipinensis*) CAS#: 11078-21-0 | HAZARD CODE: HO6d**08707**

Polyene antibiotic fluorochrome for cholesterol determination. Used as an antifungal agent.

SIZE	CATALOG #
50 mg	08707-50
100 mg	08707-100

Granular Blue (GB) Dihydrochloride CAS#: 55453-00-4 | HAZARD CODE: A3g**26273**

Granular Blue (GB) is a fluorescent retrograde tracer used in experimental studies of the peripheral nervous system to determine the number and origin of neurons projecting to a specific area. The retrograde tracing techniques allow for detailed assessment of neuronal connections from a single population of neurons to their various targets throughout the nervous system. These techniques allow the "mapping" of connections between neurons in a particular structure (e.g. the eye) and the target neurons in the brain. In rats, GB is effectively transported over long distances to produce blue fluorescent labeling of neuronal cytoplasm in cell bodies and proximal dendrites. It also produces an accumulation of silver-blue granules in cytoplasm. Ex.: 365 nm, Em.: 410 nm

SIZE	CATALOG #
1 mg	26273-1
5 mg	26273-5

Hydroethidine (Dihydroethidium bromide) CAS#: 104821-25-2 | HAZARD CODE: HU5cd**17084**

Reduced ethidium bromide. A vital stain. Enters and stains living cells without cellular trauma. Double staining system. Stains cytoplasm blue and chromatin red. Excellent cellular retention. Remains incorporated in chromatin with virtually no leakage. Essentially non-toxic. Shows no toxicity at levels useful for visualizing chromatin. Em. max: 420nm Ex. max: 365nm

CHARACTERISTICS	SIZE	CATALOG #
MW 315.5, mp 202 – 206°C	50 g	17084-50

Fluorescent Dyes & Stains

Indocyanine green CAS#: 3599-32-4 | HAZARD CODE: HK3g**08263**

Dye for hemodynamic studies.

CHARACTERISTICS	SIZE	CATALOG #
(Cardiogreen; Fox green) MW 774.99	50 g	08263-50

Thiazole orange CAS#: 107091-89-4 | HAZARD CODE: Hk6g**19352**Fluorescent dye for reticulocyte analysis. Also useful for *Plasmodium* species analysis. λ max: 512nm

CHARACTERISTICS	SIZE	CATALOG #
MW 476.32, mp 270°C (dec.)	250 g	19352-250

Uvitex® 2B CAS#: 27344-41-8 | HAZARD CODE: BH6g**19517**

UV absorber. Em. max: 435nm in PBS Buffer Ex. max: 350nm

CHARACTERISTICS	SIZE	CATALOG #
(C.I. Fluorescent Brightener 362; Derivative of stilbene disulfonic acid.) Appearance: Yellow powder.	10 g	19517-10

PSVue® reagents

PSVue reagents are a family of fluorescent probes containing a bis(zinc²⁺dipicolylamine) group (Zn-DPA), a motif that has been found to bind with high affinity to surfaces enriched with anionic phospholipids, especially phosphatidylserine (PS) exposed on cell membranes. The fluorescent part of the probe is a reporter element that provides a means of detecting the probe once it is bound to the membrane of interest.

Key Features of PSVue Probes:

- Bind to a variety of cell types which have negatively charged phospholipids exposed on their membranes including apoptotic cells, necrotic cells, Gram+ and Gram- bacteria activated cells, tumor vascular endothelial cells, viruses, etc.
- Available in a range of detection wavelengths from long-UV to near infrared
- Suitable for *in vitro* and *in vivo* use
- Suitable for high-throughput screening assays
- Bind to the same PS site as annexin-V-angiogenesis, traumatic head injury, apoptosis

PSVue® 380**25102**

The PSVue 380 (formerly PSS-380) reagent kit contains components to provide ~0.40ml of a 2mm solution of PSVue 380 in 50% aqueous ethanol solution. The compound has an absorbance max at 380nm and a fluorescence emission max at 440nm. Provides a 10X increase in fluorescence intensity upon binding to anionic membranes.

CHARACTERISTICS	SIZE	CATALOG #
Kit Contains: Vial containing pre-weighed amount of apo-PSS380 solid dye (at least 0.5mg) & vial of 8.4mm zinc nitrate solution in water (0.5ml).	1 kit	25102-1

Fluorescent Dyes & Stains

PSVue® 550 $C_{60}H_{61}N_{13}O_{17}Zn_2$ | HAZARD CODE: BH3ag**25684**

The compound has an absorbance max at 553nm and fluorescence emission max at 615nm.

CHARACTERISTICS	SIZE	CATALOG #
Kit Contains: Components to provide ~0.5ml of 1mm solution of PSVue® 550. MW 1,365	1 kit	25684-1

PSVue® 643 $C_{70}H_{80}N_{13}O_{20}S_2Zn_2Na$ **25685**

The compound has an absorbance max at 643nm and a fluorescence emission max at 658nm.

CHARACTERISTICS	SIZE	CATALOG #
Kit Contains: 0.25ml of a 1mM solution of PSVue643® in water. MW 1,641.4	1 kit	25685-1

PSVue® 794**25101**

The PSVue 794 (formerly PSS-794) reagent kit contains components to provide ~0.68ml of a 1mm solution of PSVue 794 in aqueous solution. The compound exhibits absorbance and fluorescence excitation maximum at 794nm and emission maximum at 810nm. The labeling vehicle provided with the kit (Diluent X) is designed to maximize dye solubility and is suitable for *in vitro* and *in vivo* use.

CHARACTERISTICS	SIZE	CATALOG #
Kit Contains: Vial containing pre-weighted amount of apo-PSS794 solid dye (at least 1mg), vial of diluent X (1ml) and vial of 4.2mm zinc nitrate solution in diluents X (1ml).	1 kit	25101-1

PSVue® Biotin $C_{46}H_{55}N_{13}OSZn_2$ | HAZARD CODE: BH3ag**25683**

PSVue Biotin can be complexed with streptavidin-coated quantum dots (not provided) for *in vivo* and *in vitro* use. Procedures to formulate PSVue® biotin and prepare the PSVue biotin-streptavidin-coated quantum dot complex are provided.

CHARACTERISTICS	SIZE	CATALOG #
MW 1,191 Vial contains 1mg of solid.	1 kit	25683-1

NeuroVue® Filter Square and Dyes for Neuronal Tract Tracing



Monitoring diffusion distance using NeuroVue® dye absorbance in murine head (lateral view) embryonic day 12.5

NeuroVue Dye Filters are useful tools in several different areas of research including neuronal tract tracing studies of up to 3 – 4 weeks and are spectrally compatible with most fluorescent light-absorbing tags.

CHARACTERISTICS	SIZE	CATALOG #
Burgundy HAZARD CODE: U2g	Em. Max 707nm Ex. Max 683nm	1 filter 24838-1
Jade HAZARD CODE: U2g	Em. Max 507nm Ex. Max 494nm	1 filter 24837-1
Jade Solid HAZARD CODE: U2g	Em. Max 508nm Ex. Max 478nm	1 mg 25687-1
Maroon HAZARD CODE: U2g	Em. Max 667nm Ex. Max 687nm	1 filter 24834-1
Orange HAZARD CODE: U2g	Em. Max 570nm Ex. Max 550nm	1 filter 24836-1
Red HAZARD CODE: U2g	Em. Max 588nm Ex. Max 567nm	1 filter 24835-1
Red Plus HAZARD CODE: U2g	Em. Max 588nm Ex. Max 567nm	1 filter 24906-1
Red Solid HAZARD CODE: A3a	Em. Max 588nm Ex. Max 567nm	1 mg 24907-1

True Blue (TB) Diacetate Salt CAS#: 108321-12-6 | $C_{20}H_{16}N_4O_2 \cdot 2C_4H_7NO_3$ | HAZARD CODE: A3d

26272

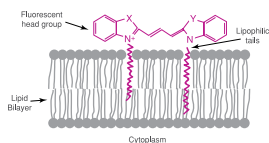
True Blue (TB) is a fluorescent retrograde tracer used in experimental studies of the peripheral nervous system to determine the number and origin of neurons projecting to a specific area. The retrograde tracing techniques allow for detailed assessment of neuronal connections from a single population of neurons to their various targets throughout the nervous system. These techniques allow the "mapping" of connections between neurons in a particular structure (e.g. the eye) and the target neurons in the brain.

In rats, TB is effectively transported over long distances, from the spinal cord to the cerebral cortex, to produce blue fluorescent labeling of neuronal cell body cytoplasm, nucleolus, proximal dendrites and axons. When combined with Diamidino Yellow (DY), TB is effective in double labeling experiments aimed at demonstrating the existence of divergent axon collaterals. Excitation: 365 nm, Emission: 405 nm

SIZE	CATALOG #
1 mg	26272-1
5 mg	26272-5

Fluorescent Dyes & Stains

CellVue® Dyes for Membrane Labeling | HAZARD CODE: CH7g



Sensitive probes for detecting rapid uniform membrane changes in any cell or bioparticle with a membrane. Suitable for cell tracking and proliferation studies, compatible with flow cytometers, confocal and *in vivo* imaging equipment. CellVue labeled cells are brightly fluorescent, emitting in the long wavelength UV, the far red or the near infrared region of the spectrum and display potential shifts in their excitation and emission. This shift makes it possible to provide sensitive, quantitative methods for monitoring the fate of labeled cells at both macro and micro levels.

Advantages:

Versatility – use with any cell type or bioparticle with a membrane

Provides stable labeling with minimal transfer from cell to cell

Provides rapid, uniform membrane labeling

Combine with fluorescent antibodies or markers of cell function

Suitable for cell tracking and proliferation studies

Several colors (UV to NIR) for multi-parameter studies (use with existing fluorochromes for more colors)

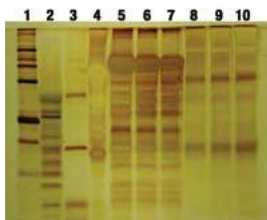
Far-Red and NIR versions can provide greater signal to noise due to reduced background autofluorescence

Compatible with flow cytometers, confocal and *in vivo* imaging equipment

Less leakage

CHARACTERISTICS	SIZE	CATALOG #
Burgundy – Mini Kit	1 kit	24843-1
Burgundy – MIDI Kit	1 kit	24850-1
Claret – Mini Kit	1 kit	24844-1
Claret – MIDI Kit	1 kit	24849-1
Jade – Mini Kit	1 kit	24904-1
Jade – MIDI Kit	1 kit	24905-1
Lavender – Mini Kit	1 kit	24841-1
Lavender – MIDI Kit	1 kit	24851-1
Lilac – Mini Kit	1 kit	25568-1
Maroon – Mini Kit	1 kit	24840-1
Maroon – MIDI Kit	1 kit	24847-1
NIR780 – Mini Kit	1 kit	24845-1
NIR780 – MIDI Kit	1 kit	24852-1
NIR815 – Mini Kit	1 kit	24846-1
NIR815 – MIDI Kit	1 kit	24853-1
Plum – Mini Kit	1 kit	24842-1
Plum – MIDI Kit	1 kit	24848-1
Red – Mini Kit	1 kit	25567-1
Red – MIDI Kit	1 kit	25682-1

METALLIC LABELS

ElectroPure™ Silver Stain Kit | HAZARD CODE: BHMV7g**16717**

Gel stained with Silver Stain Kit.

Silver staining is a highly sensitive method for detecting proteins in polyacrylamide slab gels. Most silver staining protocols are time-consuming, complicated and dependent upon the purity of the reagents. Polysciences' Silver Stain Kit is simple, stable, controllable and very rapid. Our method is sensitive to proteins in the nanogram range and may be used either before or after Coomassie® blue staining. Staining for proteins is initiated in an alkali environment. Protein amino groups as well as cysteine and methionine sulfur groups are complexed with silver cations.

CHARACTERISTICS	SIZE	CATALOG #
Kit Contains: Sodium Hydroxide, Formaldehyde, Ammonium Hydroxide, Silver Nitrate and Citric acid.	1 kit	16717-1

Lead Citrate, Powdered Fines Grade (< 5 µm) CAS#: 512-26-5 | HAZARD CODE: HM5g**25350**

The most popular lead stain for EM applications. Carbonate free material. (For Sale in U.S. only)

CHARACTERISTICS	SIZE	CATALOG #
MW 1,053.8 Appearance: Powdered.	100 g	25350-100

Osmium ammine-B CAS#: 48016-91-7 | HAZARD CODE: U5g**21033**

Stable DNA stain.

SIZE	CATALOG #
100 g	21033-100

Osmium tetroxide, 2% solution | HAZARD CODE: BOSV6d

Post fix and stain for E.M. Microfiltered solution in pre-scored sealed ampoules with each ampoule having its own ampoule cracker. *Requires poison pack.*

SIZE	CATALOG #
10 x 2 ml	23310-10
10 x 5 ml	23311-10

Metallic Labels

Osmium tetroxide, 4% solution | HAZARD CODE: BH6g

Post fix and stain for EM. The solution is microfiltered and features exact concentration, no cross contamination, and has excellent stability when kept cold and in the dark. Supplied in pre-scored sealed ampoules with each ampoule having its own ampoule cracker. Used for post staining of DAB/peroxidase to darken and retain stain for long term storage.

Requires poison pack.

SIZE	CATALOG #
20 x 2 ml	0972A-20
5 x 10 ml	0972B-5
20 x 10 ml	0972C-20

Osmium tetroxide, crystalline, 99.95% CAS#: 20816-12-0 | HAZARD CODE: GPRS7g**0223**


Post fix and stain for EM. Supplied in pre-scored ampoules sealed in plastic bags. The ampoules are label free to avoid cleaning prior to preparation of solutions. Each ampoule is equipped with an ampoule cracker. *Requires poison pack.*

CHARACTERISTICS	SIZE	CATALOG #
MW 254.2 mp 39 – 41°C	5 x 1 g	0223A-5
	10 x 1 g	0223B-10
	10 x 1/2 g	0223C-10
	10 x 1/4 g	0223D-10

Ruthenium hexammine trichloride CAS#: 14282-91-8 | HAZARD CODE: H4g**17253**

Electron microscopy stain.

SIZE	CATALOG #
1 g	17253-1

Ruthenium tetroxide, 0.5% stabilized aqueous solution CAS#: 20427-56-9 | HAZARD CODE: U5d**18253**

Useful as a staining agent for electron microscopy of polymers, as well as a fixative for biological samples. Ruthenium tetroxide penetrates tissue very slowly, reacting strongly with proteins, glycogen and monosaccharides. Ruthenium tetroxide can be used as an even more aggressive form of staining for the study of polymers by TEM than osmium tetroxide.

CHARACTERISTICS	SIZE	CATALOG #
Supplied in pre-scored ampoules each with its own ampoule cracker. Store at 4°C in refrigerator.	5 x 10 ml	18253-5
	25 x 10 ml	18253-25

Silver Nitrate CAS#: 7761-88-8 | HAZARD CODE: BG6g**01125**

Equal to or better than ACS specifications. Silver stain techniques are widely used to detect nanogram quantities of proteins following electrophoresis. Silver nitrate is the silver source in most silver stain procedures. Assay: 99.9% min.

CHARACTERISTICS	SIZE	CATALOG #
MW 169.89	25 g	01125-25
	100 g	01125-100

Silver Protein for Histology, Strong (not certified) CAS#: 9015-51-4 | HAZARD CODE: H2g**25108**

Histological stain for microscopic analysis.

SIZE	CATALOG #
5 g	25108-5
25 g	25108-25

Unconjugated Gold Colloid (GC) HAZARD CODE: A2dmw

PolyGold reagents are of the highest quality and can be relied upon to give reproducible results. For TEM studies, the most convenient sizes of gold particles are 5nm, 10nm and 15nm. The long shelf life (12 months when stored at 4° C) makes the use of these reagents economical. Resolution of most SEMs is such that immunolabeling studies require either the use of larger sized gold particles or enhancement of smaller gold particles using silver enhancement (deposition) technology. Accordingly, the gold colloids listed below include 20nm, 30nm and 40nm particles for direct visualization in the SEM.

Benefits:

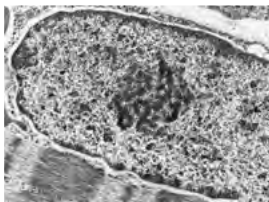
High specificity

Low clustering – agglomeration of gold particles is minimal, over 85% of particles being singlets

Discrete particle sizing – narrow particle size distribution allows double labeling to be achieved

SIZE	CATALOG #
5nm	22716-100
10nm	22717-100
15nm	22718-100
20nm	22719-100

Metallic Labels

Uranyl Acetate 98%, ACS Reagent CAS#: 6159-44-0 | HAZARD CODE: HP6g**21447**

Rat skeletal muscle. Stained with Uranyl acetate and lead citrate. Courtesy, Dr. J. Fulthorpe, Dept. Muscular Dystrophy Research, Newcastle General Hospital, UK.

Uranyl acetate improves tissue penetration and contrast without affecting immunolabeling. Useful as positive or negative stain for thin sections.

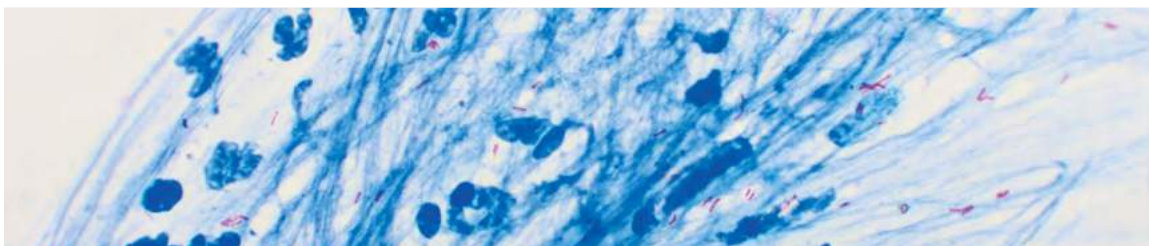
CHARACTERISTICS	SIZE	CATALOG #
MW 424.15	25 g	21447-25

Uranyl Formate CAS#: 16984-59-1 | $\text{UO}_2(\text{CHO}_2)_2 \cdot \text{H}_2\text{O}$ | HAZARD CODE: PS7g (Not for sale in Europe)**24762**

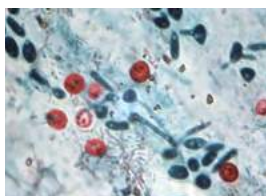
Electron dense, heavy metal compounds of uranium, tungsten and molybdenum have long been utilized for "negative staining" in electron microscopy. As demand for ultra-fine structure in biomolecules has increased, new fine-grain structure materials are required.

Uranyl formate is utilized for negative EM staining. The uranyl formate is made from depleted uranium. The fine grain structure, fast biomedical tissue fixation properties and stability of this material make it unique for many imaging protocols. Radioactivity: approximately $1.11\text{E}4$ Bq/g.

SIZE	CATALOG #
1 g	24762-1
5 g	24762-5



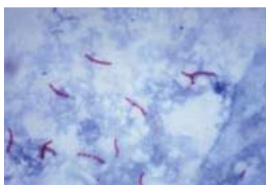
MICROBIOLOGY

AFB Kinyoun Kit (Cold Method) | HAZARD CODE: CHVWX7g**25765**

Direct fecal smear is stained to detect *Cryptosporidium* sp., an intracellular protozoan parasite using a modified cold Kinyoun acid-fast staining technique. Image courtesy of CDC Public Health Library

Method of staining acid-fast microorganisms, specifically *Mycobacterium*. Procedure is similar to Ziehl-Neelson stain, but does not involve heating the slides. Kinyoun staining method uses carbol-fuchsin as a primary stain, followed by decolorization with an acid-alcohol solution and methylene blue as a counterstain. Kinyoun carbol-fuchsin has a greater concentration of phenol and basic fuchsin and does not require heating in order to stain properly. When viewed under a microscope, Kinyoun stained slides will show acid-fast organisms as red and non acid-fast organisms as blue.

CHARACTERISTICS	SIZE	CATALOG #
Kit Contains: 8 oz bottles of Carbol Fuchsin (Kinyoun) and Acid Alcohol & Methylene Blue.	1 kit	25765-1

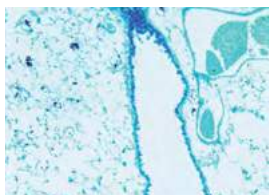
AFB Ziehl-Neelson Kit (Hot Method) | HAZARD CODE: CH6g**24669**

Mycobacterium tuberculosis bacteria revealed using acid-fast Ziehl-Neelson stain; Magnified 1000X. Image courtesy of CDC Public Health Library/Dr. George P. Kubica.

Bacteriological stain kit used to identify acid-fast organisms, mainly *Mycobacteria*. Helpful in diagnosing *Mycobacterium tuberculosis* as its lipid rich cell wall makes it resistant to Gram stain. Can also be used to stain other bacteria like *Nocardia*. Kit contains a primary dye (carbol-fuchsin), a decolorizer (acid-alcohol) and a counter stain (methylene blue). Decolorizer is used to decolorize the bacteria that “dislike” the primary stain. Counter stain is used to stain those bacteria that were decolorized by the acid alcohol. Acid-fast bacilli will stain bright red, while non-acid fast organisms will stain blue or green.

CHARACTERISTICS	SIZE	CATALOG #
Kit Contains: 8 oz bottles of Carbol Fuchsin (Ziehl-Neelson) and Acid Alcohol & Methylene Blue.	1 kit	24669-1

Microbiology

Grocott Methenamine Silver Stain (GMS) for Fungus & PCP | HAZARD CODE: BCGOPRS3d**25087**

(Room Temperature & Microwave Kit) Chromic acid oxidation forms aldehydes from fungal cell wall polysaccharide components, which are subsequently demonstrated by reduction of an alkaline hexamine-silver complex. The reaction may be compared to that of the Periodic Acid Schiff reaction.

CHARACTERISTICS	SIZE	CATALOG #
Kit Contains: Chromic Acid Soln., Sodium Metabisulfite, 5% Silver Nitrate, Methenamine Soln., 5% Borax, 0.2% Gold Chloride, 2% Sodium Thiosulphate, Light Green stock soln.	1 kit	25087-1

Gram Stain Set (Stabilized) | HAZARD CODE: H5g**25036**

For staining bacteria from cultures or specimens by the differential Gram stain method. Performs 150 tests.

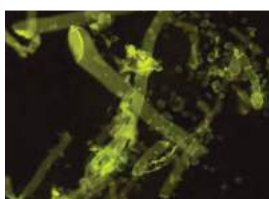
Benefits:

Neat – self-contained foil sealed, pre-filled multi-well containers

Fast – immerse slides sequentially in each reagent for specified time, air dry and read

Convenient – additional foils for re-sealing containers

CHARACTERISTICS	SIZE	CATALOG #
Kit Contains: 6 Reagent packs, plastic stand & 6 reclosure foils.	1 kit	25036-1

Fungi-Fluor® Kit for Fungal Detection | HAZARD CODE: A2agm**17442**

Aspergillus culture stained with Fungi-Fluor®, no counterstain, 40X, FITC filter.

Many opportunistic infections develop in the immunosuppressed patient suffering from AIDS. A number of these are caused by various fungal species including *Candida*, *Aspergillus*, *Histoplasma* and *Coccidioides*. Fungi-Fluor Kit for Fungal Detection offers a quick fluorescent stain/counterstain procedure for various fungal organisms. Can be used to screen a variety of specimen types from sputum to skin scrapings for fungal detection.

Benefits:

More accurate than KOH preps

Rapidly offers greater morphologic detail than PAS or silver stains

Counterstain greatly reduces background fluorescence

One kit stains over 500 slides

FDA approved for *in vitro* diagnostic use in the United States

Specimen types:

Fresh or frozen clinical specimen

Paraffin or GMA-embedded tissues

CHARACTERISTICS	SIZE	CATALOG #
Kit Contains: 75ml of staining solution A & 75ml of counterstaining solution B.	1 kit	17442-1
Fungi-Fluor® Kit for Fungal Detection - Europe Only. - For European orders, please call or visit our website.	1 kit	17442-E

Fungi-Fluor® Pneumocystis Kit | HAZARD CODE: HU2agm**22363**

Pneumocystis jiroveci is an organism that can cause *Pneumocystis carinii* pneumonia (PCP) in severely immune-compromised patients. Early detection allows the introduction of appropriate treatment and may improve the chances of patient survival. The Fungi-Fluor® Pneumocystis Kit offers a fast, fluorescent staining procedure for *Pneumocystis carinii* in bronchial specimens. 100 tests per kit.

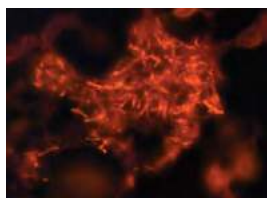
Benefits:

- Direct fluorescent stain for *Pneumocystis carinii* cyst
- Unique fluorescent morphology ("double parenthesis" structure) is easy to identify
- 3 minutes to stain and read
- Permanent slides – slides can be reactivated if fluorescence dims
- Minimal prep and clean-up
- Better results than with methenamine silver staining
- FDA approved for *in vitro* diagnostic use in the United States

Specimen Types:

- Bronchoalveolar lavage (BAL)
- Bronchial brush or wash
- Touch prep of fresh tissue
- Paraffin section and frozen sections

CHARACTERISTICS	SIZE	CATALOG #
Kit Contains: 10ml of Fungi-Fluor® staining solution & 10 positive unstained control slides (smears).	1 kit	22363-1
Fungi-Fluor® Pneumocystis Kit is sold in Europe. For European orders, please call or visit our website.	1 kit	22363E-1

TB Fluorostain Kit | HAZARD CODE: BCH6g**22422**

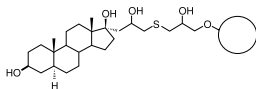
Fluorochrome staining of mycobacteria in an acid-fast smear offers several advantages over traditional carbol-fuchsin methods. Lower magnification is required; fluorescent mycobacteria stand out brightly on a darkened background. Smaller numbers of mycobacteria are easily identified with a fluorescent stain. 100 tests per kit.

Features:

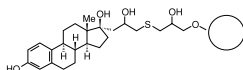
- Less than 12 minutes to perform staining
- Microwave method reduces time and enhances results
- Much less Auramine O and Rhodamine B used, reducing costs and hazards
- Faster, superior counterstain
- FDA approved for *in vitro* diagnostic use in the United States

CHARACTERISTICS	SIZE	CATALOG #
Kit Contains: 525ml of staining solution A, 500ml of acid solution B & 500ml counterstaining solution C.	1 kit	22422-1

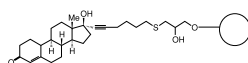
Affinity Chromatography

Androstan Sepharose® 6B Novel Immobilized Steroid Beads | HAZARD CODE: CH7d**24858**

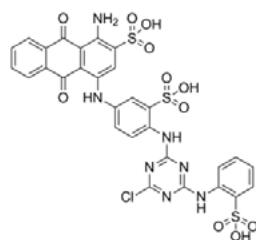
CHARACTERISTICS	SIZE	CATALOG #
Typical ligand loading 10 – 14 µmoles/ml bead.	1 ml	24858-1

Estradiol Sepharose® 6B Novel Immobilized Steroid Beads | HAZARD CODE: CH7d**24861**

CHARACTERISTICS	SIZE	CATALOG #
Typical ligand loading 10 – 14 µmoles/mL bead.	1 ml	24861-1

Nortestosterone Sepharose® 6B Novel Immobilized Steroid Beads | HAZARD CODE: CH7d**24860**

CHARACTERISTICS	SIZE	CATALOG #
Typical ligand loading 10 – 14 µmoles/ml bead.	1 ml	24860-1

Cibacron Blue, F3GA, C.I. 61211, Affinity Chromatography Grade CAS#: 84166-13-2 | HAZARD CODE: U5g**25721**

Sulfonated triazine dye that can be immobilized on a support matrix and used for affinity chromatography of proteins. Also used for probing nucleotide binding sites in proteins. 1H NMR and mass spectrometry data are consistent with the structure shown.

CHARACTERISTICS	SIZE	CATALOG #
(Reactive Blue 2), MW 774.16 Appearance: Powder.	1 g	25721-1
	5 g	25721-5
	100 g	25721-100

Anti-Albumin (human serum) in rabbit, IgG fraction | HAZARD CODE: H4d**23716**

This polyclonal antibody reacts with all forms of bovine serum albumin and will cross-react with most mammalian albumins. This antibody efficiently precipitates protein and can be used in a variety of detection and capture techniques.

SIZE	CATALOG #
5 mg	23716-5

Anti-Biotin in rabbit, IgG fraction, lyophilized | HAZARD CODE: H4d**23867**

SIZE	CATALOG #
5 mg	23867-5

Anti-Esterase (porcine liver) in rabbit, IgG fraction | HAZARD CODE: A3g**23734**

This antibody reacts with esterase from porcine liver. Cross-reactivity is expected against most mammalian forms of this enzyme. Suitable for: ELISA, Western Blotting

SIZE	CATALOG #
5 mg	23734-5

Anti-Human IgG (H&L) in goat

Enzyme conjugates of affinity purified antibodies are supplied with lot-specific recommended dilutions. Refer to website for more information. *Requires cold pack.*

CHARACTERISTICS	SIZE	CATALOG #
Biotin conjugate HAZARD CODE: A2d	2 mg	23774-2
Fluorescein conjugate HAZARD CODE: H4d	1 mg	23778-1
Rhodamine conjugate HAZARD CODE: A2d	2 mg	23772-2
Rhodamine conjugate HAZARD CODE: H4d	1 mg	23779-1
Texas red conjugate HAZARD CODE: H4d	2 mg	23773-2

Anti-Goat IgG (H&L) in rabbit | HAZARD CODE: H4d**23756**

Enzyme conjugates of affinity purified antibodies are supplied with lot-specific recommended dilutions. Refer to website for more information. *Requires cold pack.*

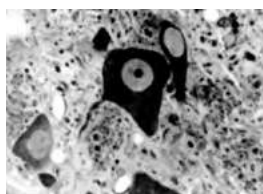
SIZE	CATALOG #
2 mg	23756-2

Antibodies

Anti-Human IgG (H&L) in sheep | HAZARD CODE: H4d

Enzyme conjugates of affinity purified antibodies are supplied with lot-specific recommended dilutions. Refer to website for more information. *Requires cold pack.*

CHARACTERISTICS	SIZE	CATALOG #
Affinity purified	2 mg	23784-2
Alkaline phosphatase conjugate	1 mg	23790-1
Biotin conjugate	2 mg	23788-2
Rhodamine conjugate	2 mg	23786-2

Anti Neuron Specific Enolase (NSE)

Staining of rat cerebral cortical neurons with anti-rat NSE.

The anti-Human NSE & anti-Rat NSE are both very specific and are the reagents of choice for the visualization of neurons and peptide secreting neuroendocrine cells by immunocytochemistry. These antisera are also useful for the quantification of neurons and peptide secreting neuroendocrine cells by Radio Immuno Assay (RIA). The anti-Human NSE can be used for immunocytochemical staining at dilutions of 1:3,000 to 1:5,000. The anti-Rat NSE can be used at dilutions of 1:2,000 to 1:4,000.

CHARACTERISTICS	SIZE	CATALOG #
anti-Human Neuron specific enolase (NSE) in rabbit, serum, lyophilized HAZARD CODE: A3d	100 µl	17437-100
	200 µl	17437-200
anti-Rat Neuron specific enolase (NSE) in rabbit, serum, lyophilized HAZARD CODE: A3fz	150 µl	16625-150
	350 µl	16625-350

Anti-Ovalbumin (egg white) in rabbit, IgG fraction | HAZARD CODE: H4d**23744**

Reacts with ovalbumin from hen egg white showing a 45 kDa band under both non-reducing and reducing conditions of SDS-PAGE.

SIZE	CATALOG #
5 mg	23744-5

Anti-Transferrin (human) in rabbit, IgG fraction | HAZARD CODE: H4d**23753**

Reacts with transferrin from human serum. Strong cross-reactivity will occur with mammalian forms of this protein. Suitable for: ELISA, Western Blotting, Immunoprecipitation.

SIZE	CATALOG #
5 mg	23753-5

Bovine serum albumin (fraction V, protease-free), lyophilized | HAZARD CODE: H4d**23854**

Blocking reagent. Lyophilized.

CHARACTERISTICS	SIZE	CATALOG #
MW ~66k	10 g	23854-10

Prionex® CAS#: 48 896-8**24621**

Prionex is a polypeptide fraction of highly purified dermal collagen of porcine origin with excellent protein stabilizing properties. Prionex is prepared by partial hydrolysis under mild conditions. An extremely pure form of gelatin type A free from cartilage, bone and plasma components. Due to the chemical nature and the standardized quality, Prionex can be used as an inert protein stabilizer in any kind of application and as an additive for cell culture media. No risk of BSE, MCD or HIV infective agents.

CHARACTERISTICS	SIZE	CATALOG #
Prionex® solution 10% is a clear yellow, sterile solution. pH 6.0-7.5	100 ml	4621-100

SURFACTANTS

Poly(oxyethylene) sorbitan monolaurate (Tween 20®) CAS#: 9005-64-5 | HAZARD CODE: A2g**06110**

Water-soluble surfactant.

CHARACTERISTICS	SIZE	CATALOG #
MW 1,227.5 d 1.095 n20/D 1.468	100 g	06110-100

Sodium Dodecyl Sulfate (SDS) Anionic Surfactant | HAZARD CODE: HO3g

SDS is an anionic surfactant, which will decrease polymer bead hydrophobicity and can additionally participate in charge stabilization of the suspension. SDS is a more rigorous surfactant than is commonly used in uncoated polymer bead preparations.

SIZE	CATALOG #
10 g	BLI3945-10
1 kg	03945-1

Surfactants

Triton® X-100 CAS#: 9002-93-1 | HAZARD CODE: HV5g**04605**

A nonionic surfactant, Triton X-100 is often used in the storage buffers of coated bead suspensions. Very low concentrations may be used in wash or binding buffers if needed (e.g. 0.0005%).

SIZE	CATALOG #
250 g	04605-250

Triton® X-100, 10% aqueous solution | HAZARD CODE: HV5g**18762**

Under nitrogen in sealed ampoules.

SIZE	CATALOG #
10 x 10 ml	18762-10

ADDITIONAL REAGENTS & ADDITIVES

Diatrizoate sodium CAS#: 737-31-5 | HAZARD CODE: U2abg**18152**

Forms solutions of low viscosity and high density, and can be used along with an aggregating agent like Ficoll® 400 for qualitative *in vitro* isolation of pure lymphocytes from whole blood by gradient centrifugation.

CHARACTERISTICS	SIZE	CATALOG #
(Sodium diatrizoate; 3,5-Diacetamido-2,4,6-triiodobenzoic acid, sodium salt; Hypaque sodium), MW 635.92	100 g	18152-100

1,4-Diazabicyclo(2,2,2)octane CAS#: 280-57-9 | HAZARD CODE: H4g**15154**

Stabilizer of dye solutions that have not been oxygen degassed.

CHARACTERISTICS	SIZE	CATALOG #
MW 112.18, mp 160°	25 g	15154-25
	100 g	15154-100
	500 g	15154-500

N-(γ-L-Glutamyl)-4-methoxy-2-naphthylamine CAS#: 24723-50-0 | C₁₆H₁₈N₂O₄ | HAZARD CODE: HM7f**02410**

Used as a substrate for the histochemical demonstration of γ-glutamyl transpeptidase activity. Amino acid and chiral reagent. Purity based on dry form; 98% purity based on water content: 88%.

CHARACTERISTICS	SIZE	CATALOG #
MW 302.3, mp 178 – 183°	50 mg	02410-50

Additional Reagents & Additives

Heparin, sodium salt**(Sodium heparin, from porcine intestinal mucosa)** CAS#: 9041-08-1 | HAZARD CODE: U4d**01491**

Anticoagulant. Heparin binds and activates the plasma protein antithrombin III which inhibits several enzymes in the blood coagulation cascade. Sodium heparin, from porcine intestinal mucosa.

SIZE	CATALOG #
100M USP Units	01491-100
5 x 100M USP Units	01491-5

Phen-DC3 CAS#: 929895-45-4 | $C_{34}H_{26}N_6O_2 \cdot 2 CF_3O_3S$ **26000**

Phen-DC3 is a highly selective telomeric G-quadruplex-DNA binding bisquinolinium compound.

CHARACTERISTICS	SIZE	CATALOG #
MW 848.75	1 mg	26000-1
	5 mg	26000-5

TDMAC (Tridodecylmethylammonium chloride) CAS#: 7173-54-8 | HAZARD CODE: HK4bg**01595**

Used in chloride-selective solvent polymeric membrane electrodes. Also used in the production of TDMAC-heparin that is used as an antithrombogenic coating for catheters and tubing.

CHARACTERISTICS	SIZE	CATALOG #
MW 572.49, mp 105 – 114°C	1 g	01595-1
	5 g	01595-5
	25 g	01595-25

TDMAC-heparin (Tridodecylmethylammonium heparinate)

Proven to be an effective antithrombogenic coating when applied to a variety of materials used to make catheters and tubing. To provide an antithrombogenic surface that will resist clot formation. For most materials, a simple immersion of the device to be coated, air drying and sterilization are sufficient.

CHARACTERISTICS	SIZE	CATALOG #
2% (w/w) solution (~1,000 USP units/ml) HAZARD CODE: CH5d	50 ml	03921-50
7% (w/w) solution (~3,500 USP units/ml) HAZARD CODE: CHVW7d	25 ml	03813-25

Additional Reagents & Additives

XTT CAS#: 11072-31-2 | HAZARD CODE: HU7ad**19661**

Useful in *in vitro* cell growth assays with possible applicability to a variety of problems in cellular pharmacology and biology. An improved colorimetric assay for cell proliferation and viability utilizing XTT has been reported. An XTT-based colorimetric cellular cytotoxicity assay for melanoma and other tumor cells has also been reported.

CHARACTERISTICS	SIZE	CATALOG #
(Tetrazolium XTT; Sodium 3'-[1-phenylamino-carbonyl]-3,4-tetrazolium]-bis[4-methoxy-6-nitro] benzenesulfonic acid hydrate), MW 673.5	100 mg	19661-100
	500 mg	19661-500

BUFFERS

0.5M Acetate Buffer, pH 4.6±0.2, 10X Concentrate | HAZARD CODE: A2d**24075**

Dilute 1 > 10 with deionized water to get buffer at working concentration.

SIZE	CATALOG #
500 ml	24075-500

0.5M Borate Buffer, pH 8.5±0.2, 5X Concentrate | HAZARD CODE: A2d**24092**

Dilute 1 > 5 with deionized water to get buffer at working concentration. Suitable for use in protocols for coupling proteins to polystyrene microspheres.

SIZE	CATALOG #
500 ml	24092-500
1 L	24092-1

0.05M Phosphate-Citrate Buffer, pH 5.0±0.2, 1X Powdered Blend**24079**

A commonly used laboratory buffer in a convenient, powdered, single-use pouch format. To reconstitute, dissolve the contents of a single pouch in 1 liter of deionized water to yield a 0.05M Phosphate-Citrate Buffer, pH 5±0.2. Filter if desired and store at room temperature.

SIZE	CATALOG #
5 pouches	24079-5
10 pouches	24079-10

Citrate Buffer Kit, pH 6.0 (for antigen retrieval FFPE and resin) | HAZARD CODE: A3d

Formalin fixation forms protein cross-links that can mask the antigenic sites in tissue specimens, thereby creating weak or false negative staining for immunohistochemical detection of certain proteins. Polysciences provides AR buffer kits, which include rinses and pH adjustment reagents for the 20X concentration kit. These kits are recommended for formalin fixed paraffin embedded tissues.

CHARACTERISTICS	SIZE	CATALOG #
1X 10mM	1 kit	25084-1
20X 10mM	1 kit	25079-1

Cacodylic acid, sodium salt trihydrate CAS#: 6131-99-3 | HAZARD CODE: H3g**01131**

Under a hood, dissolve in distilled or deionized water heated to 60°C. *Requires poison pack.*

CHARACTERISTICS	SIZE	CATALOG #
(Sodium cacodylate), MW 214.03	25 g	01131-25
	100 g	01131-100
	500 g	01131-500

Cacodylic acid, sodium salt, solution, 0.2M, pH 7.4 | HAZARD CODE: H3g**18661**

Buffer for fixatives for light and electron microscopy; e.g., osmium tetroxide, formaldehyde, glutaraldehyde, Karnovsky's fixative.

SIZE	CATALOG #
100 ml	18661-100
500 ml	18661-500

0.5M Citrate-Citric Acid Buffer, pH 4.6±0.2, 10X Concentrate | HAZARD CODE: A2d**24076**

Dilute 1 > 10 with deionized water to prepare a working concentration of buffer.

SIZE	CATALOG #
500 ml	24076-500

Tris-Borate-EDTA Buffer (TBE Buffer) pH 8.3±0.2, 1X Powdered Blend | HAZARD CODE: H4g**24087**

Dissolve the contents of each pouch in a liter of deionized water to prepare 0.089m Tris/Borate, 0.002m Disodium EDTA.

SIZE	CATALOG #
10 pouches	24087-10

Tris-Borate-EDTA Buffer (TBE Buffer), pH 8.3±0.2, 10X Concentrate | HAZARD CODE: A2d**24086**

Dilute 1 > 10 with deionized water to prepare a working concentration of buffer. Suitable for use in gel electrophoresis for nucleic acid analysis.

SIZE	CATALOG #
500 ml	24086-500
1 L	24086-1

Buffers

Tris-Glycine Buffer (TG Buffer), pH 8.3±0.2, 10X Concentrate | HAZARD CODE: A2d**24088**

Suitable for use in polyacrylamide gel electrophoresis and Western blotting. Dilute 1 > 10 with deionized water to prepare a working concentration of buffer.

SIZE	CATALOG #
500 ml	24088-500
1 L	24088-1

1M Glycine-HCl Buffer, pH 2.7±0.1, 10X Concentrate | HAZARD CODE: A2d**24074**

Dilute 1 > 10 with deionized water to prepare a working pH 2.7. concentration of buffer after dilution is 0.1M.

SIZE	CATALOG #
500 ml	24074-500
1 L	24074-1

PolyTransport Buffer | HAZARD CODE: A2g**24311**

Used to transport and preserve specimens from surgery to the point of grossing and fixation prior to further processing. Prevents proteins from denaturing or crosslinking and prevents bacterial growth. Also contains a cryoprotectant to prevent ice crystal formation during rapid freezing techniques and a membrane stabilizer to prevent membrane lysis. No washing of specimens necessary prior to placing in fixative or rapid freezing.

SIZE	CATALOG #
250 ml	24311-250
500 ml	24311-500

0.1M Sodium Bicarbonate-Sodium Carbonate Buffer, pH 9.6±0.2, 1X Powdered Blend | HAZARD CODE: H4g**24094**

Dissolve the contents of each pouch in a liter of deionized water.

SIZE	CATALOG #
10 pouches	24094-10

StainRITE® May-Grünwald Giemsa Phosphate Buffer pH 7.2 | HAZARD CODE: A2d**25032**

For use as a buffer in May-Grünwald, Wright Stain, Wright-Giemsa, Giemsa and Leishman staining procedures.

SIZE	CATALOG #
1 L	25032-1
4 L	25032-4

StainRITE® Wright-Giemsa Stain Phosphate Buffer pH 6.8 | HAZARD CODE: A2g**24984**

Yields satisfactory staining results every time when used with Wright-Giemsa stains. The buffer used in the Wright-Giemsa staining protocol needs to be pH 6.8 or results will be unsatisfactory. If the buffer is too acidic, the stain will be too red and nuclei will be too light; if it is too basic the stain will be too blue, and cytoplasmic detail will be indistinct.

SIZE	CATALOG #
1 L	24984-1
4 L	24984-4

StainRITE® Wright Stain Phosphate Buffer pH 6.8 | HAZARD CODE: A2g**24989**

Yields satisfactory staining results every time when used with the Wright staining method. The buffer used in the Wright staining protocol needs to be pH 6.8 or results will be unsatisfactory. If the buffer is too acidic, the stain will be too red and nuclei will be too light; if it is too basic the stain will be too blue, and cytoplasmic detail will be indistinct.

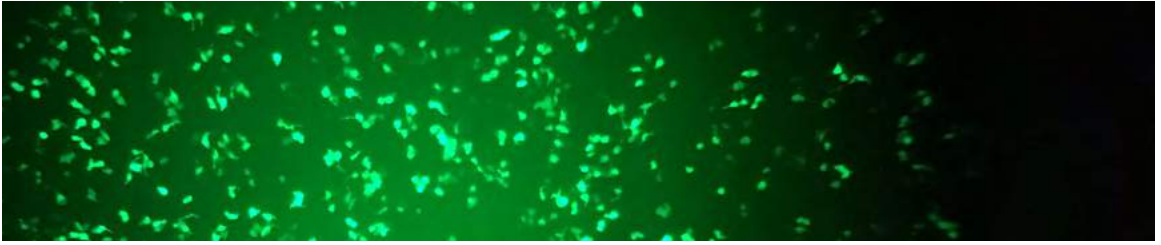
SIZE	CATALOG #
1 L	24989-1
4 L	24989-4

Tris Buffered Saline (TBS), pH 8.0±0.2, 10X Concentrate | HAZARD CODE: A2d**24082**

Dilute 1 > 10 with deionized water prepare a working concentration of buffer.

SIZE	CATALOG #
500 ml	24082-500
1 L	24082-1

PEI Transfection Reagents



PEI TRANSFECTION REAGENTS

PEI is a polycationic polymer that works by forming a positively charged complex with nucleic acids that readily interacts with cell surfaces leading to endocytosis and transport into the cytoplasm, ultimately leading to delivery of the PEI: nucleic acid complex to the nucleus. PEI-mediated transfection has advantages over other available methods. PEI is well tolerated in many different cell types, including in cell lines commonly used for bioprocessing, with low cytotoxicity and compatibility in both adherent and suspension cell culture systems.

MAXgene® GMP Transfection Reagent

26406

MAXgene is a cGMP transfection reagent designed for efficient DNA delivery for large-scale production of high-titer AAV, LV viral vectors and used for manufacturing cell and gene therapies. MAXgene GMP Transfection Reagents complete the Polysciences' PEI MAX product range and provide the transition from process development through clinical trials up to commercialization for a straightforward and seamless process. It is fully synthetic and is manufactured according to cGMP 21 CFR 820 under an ISO 13485 Quality Management System.

Features:

- High transfection efficiency with low cytotoxicity
- Great lot-to-lot consistency
- Easy to optimize and introduce into application protocols.
- Scalable for well plates, flasks, and larger-capacity bioreactors
- Cost-Effective
- Designed for clinical trials and commercial manufacturing of viral vectors intended for gene/cell therapy
- R&D grades available for process development

CHARACTERISTICS	SIZE	CATALOG #
Ready-to-Use Solution	1 liter	26406-1
Powder	1 g	26435-1

Transporter 5® Transfection Reagent

26008

Transporter 5 is a ready-to-use solution that is designed for process development to produce high viral titers, it is the R&D grade version of MAXgene.

SIZE	CATALOG #
5 ml	26008-5
50 ml	26008-50

PEI Transfection Reagents

PEI MAX® - Transfection Grade Linear Polyethylenimine Hydrochloride**24765**

Polyethylenimine “Max” (PEI MAX) is a powerful, trusted, and cost-effective reagent designed for process development that is widely considered a gold standard for both *in vitro* and *in vivo* transfection. PEI MAX has a high density of protonatable amino groups, with amino nitrogen as every third atom. This imparts a high buffering ability at nearly any pH. Hence, once inside the endosome, PEI MAX disrupts the vacuole and releases the genetic material into the cytoplasm. Stable complexation with DNA, efficient entry into the cell and ability to escape the endosome make PEI MAX a highly efficient transfection reagent for a wide range of cell lines/types including HEK293 and CHO cells grown in adherent and suspension cultures. PEI MAX is capable of yielding high efficiency cell lines without compromising cell viability compared to other PEI and liposomal transfection reagents available in the market.

SIZE	CATALOG #
1 g	24765-1
100mg	24765-100

PEI 25K™ (Polyethylenimine, Linear, MW 25000, Transfection Grade)**23966**

PEI 25K is a powerful, trusted, and cost-effective transient transfection reagent. In HEK293 and CHO expression systems, PEI offers high gene expression on a wide scale.

SIZE	CATALOG #
1 g	23966-1
100 mg	23966-100

Lipids



LIPIDS FOR DRUG DELIVERY, MRNA VACCINES & TRANSFECTION

As a long-term supplier of premium reagents to FDA-regulated industries, we understand the scientific, quality, regulatory and supply needs of biopharmaceutical companies. Our broad array of transfection reagents, with different preparations and regulatory tiers, will support your gene, protein or cellular therapeutics program from discovery through GMP production.

- PEI- and lipid-based for cell line optimization
- Dry and liquid formulations
- Different regulatory tiers, including GMP
- Cost-effective

DOTAP Chloride**14475**

DOTAP Chloride (N-[1-(2,3-Dioleoyloxy)propyl]-N,N,N-trimethylammonium chloride) is a widely used cationic liposome-forming compound for *in vitro* and *in vivo* transfection of DNA, RNA and other negatively charged molecules. DOTAP encapsulates the nucleic acids to form a stable complex spontaneously by means of electrostatic interaction, facilitates cell attachment, internalization by endocytosis as well as endosomal escape by proton sponge. It has been used in the formation of Lipid Nanoparticles (LNP) or Nanostructured Lipid carriers (NLCs) in the development of mRNA vaccines such as COVID-19 vaccine and drug delivery systems. This product is for research use only.

SIZE	CATALOG #
25mg	14475-25
100mg	14475-100
500mg	14475-500

DOTAP Methyl Sulfate**14475MS**

DOTAP MS (N-[1-(2,3-Dioleoyloxy)propyl]-N,N,N-trimethylammonium methyl-sulfate)



SIZE	CATALOG #
25 mg	14475MS-25
100 mg	14475MS-100
500 mg	14475MS-500

DOTMA Chloride**14476**

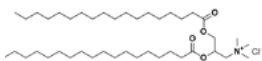
N,N,N-trimethyl-2,3-bis[(9Z)-9-octadecen-1-yloxy]-1-propanaminium, chloride
 DOTMA is one of the most widely used cationic lipids for gene transfection due to his efficiency in delivering DNA, RNA, oligonucleotides.



SIZE	CATALOG #
25 mg	14476-25
100 mg	14476-100
500 mg	14476-500

DSTAP Chloride CAS#: 220609-41-6 | C₄₂H₈₄NO₄Cl**14486**

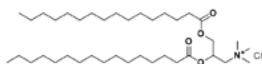
DSTAP chloride (1,2-distearoyl-3-trimethylammonium-propane chloride)



SIZE	CATALOG #
25 mg	14486-25
100 mg	14486-100
500 mg	14486-500

DPTAP Chloride CAS#: 139984-36-4 | C₃₈H₇₆NO₄Cl**14487**

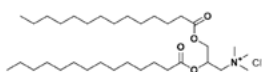
DPTAP chloride (1,2-dipalmitoyl-3-trimethylammonium-propane chloride)



SIZE	CATALOG #
25 mg	14487-25
100 mg	14487-100
500 mg	14487-500

DMTAP Chloride CAS#: 197974-74-6 | C₃₄H₆₈NO₄Cl**14488**

DMTAP chloride (1,2-dimyristoyl-3-trimethylammonium-propane chloride)



SIZE	CATALOG #
25 mg	14488-25
100 mg	14488-100
500 mg	14488-500

Lipids

IONIZABLE CATIONIC LIPIDS

DODMA CAS#: 104162-47-2 | C₄₁H₈₁NO₂**14478**

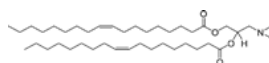
(1,2-dioleoyloxy-3-dimethylaminopropane)

DODMA is an ionizable cationic lipid with a protonatable tertiary amine head group that exhibits positive charge at low pH. DODMA is highly efficient at encapsulating nucleic acid to form lipoplexes during synthesis by reducing the physiological pH, which readily passes through the cell membrane. These properties make DODMA highly suitable for transfection and drug delivery applications.

Features:

Efficient delivery of plasmid DNA, siRNA/miRNA and CRISPR/Cas9 components
 Cost-effective
 Flexibility and reproducibility

SIZE	CATALOG #
25 mg	14478-25
100 mg	14478-100
500 mg	14478-500

DODAP CAS#: 127512-29-2 | C₄₁H₇₇NO₄**14489**

(1,2-dioleoyl-3-dimethylammonium-propane)

DODAP is an ionizable cationic lipid with lower cytotoxicity and high transfection efficiency. DODAP is neutral at physiological pH, but acquires a positive charge inside the endosome due to the protonation of free amines when pH is lower than its pKa (<7). The electrostatic interactions between DODAP and naturally-occurring anionic lipids in endosomal membranes trigger the release of nucleic acid. These interactions promote membrane-lytic non-bilayer structures to enable the intracellular delivery of nucleic acid. A common application is in nanomedicine as an ionizable lipid component of nanocarriers (lipid-polymer hybrid nanoparticles, LPNs), widely used to encapsulate bioactive molecules, including mRNA, siRNA and plasmid DNA as a treatment for diseases.

Features:

High transfection efficiency and low cytotoxicity
 Efficient delivery of plasmid DNA, siRNA/miRNA and CRISPR/Cas9 components
 Widely-used in nanomedicine
 Flexible and scalable

SIZE	CATALOG #
25 mg	14489-25
100 mg	14489-100
500 mg	14489-500





LIFE SCIENCES II

LAB EQUIPMENT & CONSUMABLES

MICROSCOPY

Microscope Slides & Accessories.....	120
Microbiology Control Slides	125
Mounting Media.....	127
Grids & Grid Accessories.....	129
Ilford Photographic Products.....	134
Tweezers & Tools.....	135

SAMPLE & SPECIMEN PREPARATION

Blades, Knives & Accessories	137
Inoculation Loops.....	138
Filtration	138
Flotation Workstations.....	139
Pens	140
Homogenizers	141
Embedding Tools.....	142
Solutions for Microtomy Problems	143
Containers & Storage	145
General	146
Cleaners & Disinfectants.....	149
Environmental Test Kits.....	151



Fluorescence Microscopes

Microscope Features

- EWF10X focusing eyepieces with eyeguards, 22mm field of view
- Siedentopf trinocular viewing head with photo tube; inclined 30°, rotatable 360°
- 48 – 75mm interpupillary distance settings
- AIS Infinity Corrected 10X, 20X, 40X, 100X plan phase contrast and 20X and 40X Plan Fluor objectives
- 0/100 split to photoport or eyepieces
- Variable Koehler 6 volt 30 watt illumination
- FITC / GFP and DAPI with LP emission filter sets included

Light Source Features

- 200W metal halide lamp with up to 1500 hour life
- Self-aligning lamp is easy to replace
- Reduced heat transfer, giving greater stability
- Higher output than traditional light sources
- Unsurpassed spectral output stability, DC-powered lamp
- 5-position manual light attenuator

Included Filter Sets

- FITC / GFP Set – eGFP (FITC), Alexa Fluor® 488, Cy™2, DiO, Fluo-4
- DAPI with LP emission Set – DAPI, Hoechst 33342 & 33258, AMCA/AMCA-x, Cascade Blue, Spectrum Red

CHARACTERISTICS	SIZE	CATALOG #
Upright Fluorescence Microscope - Right hand controls, low position, scratch-resistant mechanical stage, 185mm x 142mm, movement range 75mm x 55mm. Turret phase condensor; N/A= 1.25	1 unit	25039-1
Inverted Fluorescence Microscope - Fixed plain stage 160mm x 250mm with glass insert and mechanical stage with lower right control. ULWD condenser, N.A. 0.3, working distance 72mm	1 unit	25040-1

Lens Tissue, Ross

00791

Non-linting, fiberless, non-abrasive lens tissue. This specially prepared lens tissue is great for EM and LM applications. Also works well for eyeglasses.

SIZE	CATALOG #
1 box	00791-1
5 boxes	00791-5

Microscope Slides & Accessories



Microscope Slide Coverslips, Glass

CHARACTERISTICS	SIZE	CATALOG #
22mm x 22mm - 156 coverslips	1 box	21913-1
22mm x 30mm - 119 coverslips	1 box	23999-1
24mm x 40mm - 80 coverslips	1 box	24070-1
24mm x 50mm - 67 coverslips	1 box	24071-1
24mm x 60mm - 54 coverslips	1 box	24072-1

Microscope Slide Coverslips, Plastic

16601

CHARACTERISTICS	SIZE	CATALOG #
Dimensions: 22mm x 22mm x 0.157mm thick	1000/box	16601-1

Quartz Coverslips

Made from GE 124 quartz.

CHARACTERISTICS	SIZE	CATALOG #
1.0" (25.4 mm) Round Diameter, Thickness #2 (0.2 mm)	1 coverslip	24964-1
Square, 1.0" (25.4 mm x 25.4 mm), Thickness #2 (0.2 mm)	1 coverslip	24966-1
Quartz Coverslip, 1.0 (25.4 mm) Square, Thickness #1 (0.15 to 0.18 mm)	1 coverslip	24968-1

PolyGlass Coverslipping Medium | HAZARD CODE: CH6g

22253

Viscosity 149 cps. Non-water soluble toluene-based liquid coverslipping media designed to eliminate the use of coverslips. Non-yellowing and scratch resistant, PolyGlass simplifies the protection of prepared slides. The refractive index is near 1.48 and medium can be removed if necessary by soaking in toluene or xylene. Ideal for uneven thick sections that cause air bubbles under a coverslip with routine procedures.

SIZE	CATALOG #
120 ml	22253-120
6 x 120 ml	22253-6

Microscope Slides & Accessories

Microscope Control Slides

24012



A new approach to control slides. This slide allows the control specimen and the patient's specimen to be on the same slide with positive identification of both specimens. Identical patient and control stain procedures. The slide has a frosted end for easy marking and special coating for enhanced sample adhesion to the slide.

SIZE	CATALOG #
72 slides	24012-1

Microscope Slides, Micropure

22245



Manufactured with optical quality pure glass, Micropure slides contain 47% less iron than water white slides. This allows visualization of true sample color. Slides have better hydrolytic resistance-resist leaching/clouding and feature increased wettability.

SIZE	CATALOG #
72 slides	22245-1
1440 slides	22245-20

Microscope Slides, Plain


07441

Made of high quality glass guaranteed to be precleaned. The slides are ground smooth and free of sharp cutting edges.

SIZE	CATALOG #
72 slides	07441-1

Microscope Slides, Immunofluorescence

18357




These slides have a durable teflon coating that is acetone-resistant, autoclavable and hydrophobic. Slides are 1" x 3" (25mm x 75mm), 1mm thick and are useful for all fluorescent materials. These glass slides have ten 6mm wells and are frosted on one end for easy labeling.

SIZE	CATALOG #
100 slides	18357-1

Polysine® Coated Microscope Slides

26414



Slides provide superior cell and tissue adhesion due to a permanent bio-adhesive material that electrostatically and chemically attracts tissues and tissue sections. These slides are particularly effective in applications involving frozen and paraffin-embedded sections, cytocentrifuge preparations and cytology smears. Not affected by chemicals, enzyme predigestion or heating.

CHARACTERISTICS	SIZE	CATALOG #
Size: 25x75mm	1 box (72 slides)	26414-1
	1 case (20 boxes)	26414-20

Microscope Slides & Accessories

Quartz Microscope Slides

High quality, state-of-the-art family of clear fused quartz-based microscope slides. Recommended for most applications involving chemical microscopy in order to be sure that nothing is lost due to absorption in a glass slide. The use of quartz slides and coverslips are also recommended whenever UV microscopy is contemplated, including UV confocal microscopy because of the high UV transparency of quartz.

CHARACTERISTICS	SIZE	CATALOG #
1" x 1" (25.4 x 25.4 mm) x 1 mm Thick	1 slide	24957-1
1" x 3" (25.4 x 76.2 mm) x 0.5 mm Thin	1 slide	24963-1
1" x 2" (25.4 x 50.8 mm) x 0.5 mm Thin	1 slide	24962-1

Super Frosted Microscope Slides

21912

These slides have a special coating impervious to processing reagents, allowing for more permanent marking.

SIZE	CATALOG #
72 slides	21912-1

Tissue Tack™ Microscope Slides – Plus (+) Glass

24216


Treated with a specially formulated aminoalkylsilane, Tissue Tack slides provide a positively-charged surface, permitting instant coupling of negatively-charged tissue sections. The resultant bond stands up to the very aggressive solutions used in *in-situ* hybridization procedures. Slides are available with a white label.

SIZE	CATALOG #
1 box (72 slides)	24216-1
1 case (20 boxes)	24216-20

Glass Scriber, Diamond

03636


Natural Diamond at 90° angle in a metal mounting. It is fitted with a protective cover and pocket clasp. Useful for scoring glass strips prior to hand making glass knives, marking slides and property identification.

SIZE	CATALOG #
1 unit	03636-1

Microscope Slides & Accessories

Microscope Slide Holder Block | HAZARD CODE: A2g**24764**

Durable, chemically resistant polyethylene Microscope Slide Holder Block will accommodate up to 40 separate 3" x 1" microscope slides. Angled slide holder slots permit ease of access to individual slides and rapid viewing of slide labels. The polymer composition of the block resists staining and washes clean with ethanol, isopropanol or other organic solvents.

SIZE	CATALOG #
1 holder	24764-1

Microscope Slide Holder, Peel-A-Way®**19801A**

Microscope slide holders constructed of durable plastic. These grips fit any Coplin jar or our Polyjar (Cat. #08415) 6 grips per case.

Features:

Chemical and solvent resistant

Capable of withstanding temperatures up to 80°C

SIZE	CATALOG #
1 case	19801A-1

Microscope Slide Mailing Tubes**23998**

Polypropylene tubes hold 1 – 4 slides. Can be used to mail slides and to store small numbers of slides. These mailing tubes can also be used as miniature Coplin jars to dip slides in photographic emulsion for autoradiography. The advantage of using these jars with emulsion is that they require only a small amount of emulsion, they are disposable and you don't have to worry about cross-contamination from one batch of emulsion to the next.

SIZE	CATALOG #
10 tubes	23998-10

Microscope Slide Storage Cabinet**22352**

A stackable six-drawer cabinet accommodating up to 5000 (3" x 1") glass slides. The base unit (sold separately) has rubber feet to prevent scratching the bench surface. There are removable drawers for easy handling and transport. The rail suspension design prevents accidental pull out and spillage of drawers. Sponge blocks are provided to support slides in partially-filled drawers. The cabinets interlock when stacked. Cabinets may be stacked up to 10 high.

CHARACTERISTICS	SIZE	CATALOG #
Dimensions: W x D x H: 15 3/4" x 19" x 5" (40 x 48.3 x 12.7 cm)	1 unit	22352-1

Microscope Slides & Accessories

Microscope Slide Storage Cabinet Base Unit

22353

Base unit has rubber feet to prevent scratching the bench surface and supports a stackable six-drawer cabinet (sold separately) accommodating up to 5000 (3" x 1") glass slides.

CHARACTERISTICS	SIZE	CATALOG #
Dimensions: W x D x H: 15 3/4" x 19" x 5"(40 x 48.3 x 12.7 cm)	1 unit	22353-1

Microscope Slide Storage Box, Plastic small box

16603

CHARACTERISTICS	SIZE	CATALOG #
Holds 25 slides (slide saver).	1 box	16603-1

Microscope Slide Storage Box, Plastic large box

16604




Holds 100 slides (slide saver).

SIZE	CATALOG #
1 box	16604-1

Neat Stain Slide Holder

25033



Durable slide holder. Adjusts to hold 2-5 slides for easy processing.

SIZE	CATALOG #
1 unit	25033-1

StainTray™ Slide Staining System



A user-friendly approach to immunohistochemistry staining. This tray is also suitable not only for routine staining requiring a humid chamber, but also ideal for Hematology, Cytology and Microbiology laboratories. Manipulation is made safe and easy by using only one hand.

Black base made of tough ABS plastic withstanding a wide range of chemicals (avoid chlorinated hydrocarbons). Accepts 10 or 20 slides on four plastic rails covered with a polymer strip to perfectly hold slides even if tray is held at an angle. When humidity is needed, wells between rails will hold up to 1 ml of water securely without splashing. Middle wells will hold up to 2 ml each. Rails are raised not only to avoid water touching the slides but to make them more easily retrievable. Base will also hold excess stain solution dripping from the slides. Four rubber feet ensure greater base stability. Units are stackable for space saving purposes. Two cover styles are available: Clear, allowing for visual examination. Made of PETG with a temperature range of -20°C – 60°C. Black, for fluorescent work. Made of ABS with a temperature range of -80°C – 80°C.

Dimensions with cover:

- 10 Slide – 24 x 24 x 4.5 cm H (9 3/8 x 9 3/8 x 1 3/4 in. H)
- 20 Slide – 38 x 24 x 4.5 cm H. (15 x 9 3/8 x 1 3/4 in. H)

CHARACTERISTICS	SIZE	CATALOG #
Black Lid for StainTray™ Slide Staining System (10 Slide Capacity)	1 unit	25500-1
StainTray™ Slide Staining System - Base with Black Lid (10 Slide Capacity)	1 unit	25498-1
StainTray™ Slide Staining System - Base with Black Lid (20 Slide Capacity)	1 unit	25502-1
StainTray™ Slide Staining System - Base with Clear Lid (20 Slide Capacity)	1 unit	25501-1

MICROBIOLOGY CONTROL SLIDES

Acid Fast Control Slides

25410

This quality control slide provides two air-dried and methanol-fixed droplets within two etched circles. The circle nearest the label contains a droplet of an Acid Fast-Positive *Mycobacterium gordonae*, a derivative of ATCC® 14470™*. The circle furthest from the label contains a droplet of an Acid Fast-Positive *Cryptosporidium* in a fecal sample and also contains Acid Fast-Negative intestinal bacteria.**The ATCC Licensed Derivative Emblem, the ATCC Licensed Derivative word mark and the ATCC catalog marks are trademarks of ATCC. Microbiologics, Inc. is licensed to use these trademarks and to sell products derived from ATCC cultures.*

SIZE	CATALOG #
10 slides	25410-1

Blood Parasite Control Slides

25411

This quality control slide provides an air-dried, methanol-fixed, thin blood smear containing *Plasmodium*, *Babesia* or *Trypanosoma*.

SIZE	CATALOG #
10 slides	25411-1

Microbiology Control Slides

Cryptosporidium Control Slides | HAZARD CODE: A2g**25408**

This quality control slide provides a single, air-dried and methanol-fixed fecal smear containing Acid Fast-Positive *Cryptosporidium* and Acid Fast-Negative intestinal bacteria.

SIZE	CATALOG #
10 slides	25408-1

MYC-D Control Slides**25419**

This quality control slide provides a single, air-dried and methanol-fixed preparation containing *Candida albicans*, a derivative of ATCC® 10231™* with leucocytes and erythrocytes.

SIZE	CATALOG #
10 slides	25419-1

Mycobacterium Control Slides | HAZARD CODE: A2g**25409**

This quality control slide provides two air-dried and methanol-fixed droplets within two etched circles. The circle nearest the label contains an Acid Fast-Positive *Mycobacterium gordonae*, a derivative of ATCC® 14470™* and the circle furthest from the label contains an Acid Fast-Negative *Erysipelothrix rhusiopathiae*, a derivative of ATCC® 19414.™*

SIZE	CATALOG #
10 slides	25409-1

Pneumocystis jiroveci Control Slides | HAZARD CODE: U2g**22251**

Designed to be used with our Fungi-Fluor® Kit *Pneumocystis* Kit (Cat. #22363), these slides are unstained.

SIZE	CATALOG #
10 slides	22251-1

Protozoan (Zinc PVA) Control Slides**25413**

This quality control slide provides an air-dried, Zinc PVA-preserved, fecal smear containing a representative intestinal protozoa, usually *Giardia lamblia*.

SIZE	CATALOG #
10 slides	25413-1

Protozoan (SAF) Control Slides | HAZARD CODE: A2g**25415**

This quality control slide provides an air-dried, SAF preserved, fecal smear containing a representative intestinal protozoa, usually *Giardia lamblia*.

SIZE	CATALOG #
10 slides	25415-1

Aqua-Poly/Mount | HAZARD CODE: A2d**18606**

Water-soluble, non-fluorescing mounting medium. Formulated for mounting sections from aqueous solutions. Useful for immunofluorescent techniques as it enhances and retains fluorescent stains. Aqua-Poly/Mount can also be used for frozen sections, fat stains and immuno-stains when aqueous mounting media is required. Use Aqua-Poly/Mount with most fluorescent dyes and stains including DAB, Alkaline Phosphatase-Fast Red, AEC (aminoethylcarbozle) and a variety of other chromogens. Can be removed from slides by soaking in water. Supplied in convenient 20ml squeeze bottles.

CHARACTERISTICS	SIZE	CATALOG #
Viscosity 390 cps, n20/D 1.454 – 1.460	20 ml	18606-20
	100 ml	18606-100
	5 x 20 ml	18606-5

Balsam, Canada, filtered CAS#: 8007-47-4 | HAZARD CODE: H4bg**01648**

A natural resin used as mounting medium for microscopy.

SIZE	CATALOG #
100 g	01648-100
500 g	01648-500

Cedarwood oil | HAZARD CODE: EH2ag**04851**

Used as immersion oil for light microscopy and for clearing microscope sections.

CHARACTERISTICS	SIZE	CATALOG #
n20/D approx. 1.519	4 x 100	04851-4

CitraMount™ Medium | HAZARD CODE: CH5g**24214**

This butyl acetate and acrylic mixture is the first mounting medium developed that allows coverslipping directly from d-limonene based clearants. Superior results are also obtained with xylene. Recommended for manual coverslipping only as it may cause damage to the valves of automated coverslippers. Get a clear seal and decrease your drying time to less than 24 hours.

CHARACTERISTICS	SIZE	CATALOG #
Viscosity 90 cps, n20/D 1.484	100 ml	24214-100
	500 ml	24214-500

Mounting Media

CMCP macroinvertebrate mounting media | HAZARD CODE: BHX6g

Colorless, non-resinous, water-miscible mounting medium for permanent transparent mounts. It can be used like Canada Balsam, but CMCP resin has the advantage of allowing live or preserved specimens to be mounted directly from water or alcohol. Useful in mounting free living nematodes and live parasitic worms. *Requires poison pack.*

CHARACTERISTICS	SIZE	CATALOG #
n20/D 1.41 - CMCP-10, High viscosity mountant	250 ml	16300-250
n20/D 1.41 - CMCP-9, Low viscosity mountant	100 ml	16299-100
n20/D 1.41 - CMCP-9, Low viscosity mountant	500 ml	16299-500

Mowiol® 4-88 CAS# 9002-89-5 | HAZARD CODE: U5g**17951**

Mowiol® 4-88 is a high quality embedding medium for immunofluorescence and molecular biology applications. When hardened it has the same refractive index as immersion oil. If used for immunofluorescence applications, the addition of glycerin is recommended. Mowiol® 4-88 can be made an anti-fade medium through the addition of p-phenylenediamine.

CHARACTERISTICS	SIZE	CATALOG #
MW ~31,000, 88% hydrolyzed	500 g	17951-500
	1 kg	17951-1

Plastic UV Mount Mounting Media | HAZARD CODE: HO5g**16866**

Designed for coverslipping epoxy, methacrylate and deparaffinized sections directly from water or alcohol. Plastic UV Mount matches the refractive index of JB-4 embedded sections, as the JB-4 embedding resin is not removed prior to staining. Methacrylate-based Plastic UV Mount avoids optical distortion and improves the final image. When applied to sections with a small amount of xylene, Plastic UV Mount “hardens” permanently within two minutes with exposure to long UV light, thus obviating leaching of stains. Slides must be coverslipped for viewing.

CHARACTERISTICS	SIZE	CATALOG #
Viscosity 28 cps, n20/D 1.45	100 ml	16866-100

Poly-Mount® | HAZARD CODE: CH5g**08381**

A crystal clear xylene-based medium providing superior optical clarity and preserving most biological dyes with little or no fading when slides are stored in light tight containers. The viscosity permits bubble-free applications with minimal spreading and excellent adhesion of coverslips. Poly-Mount® is perfect for mounting and long term storage. It is non-water soluble, miscible with toluene and xylene.

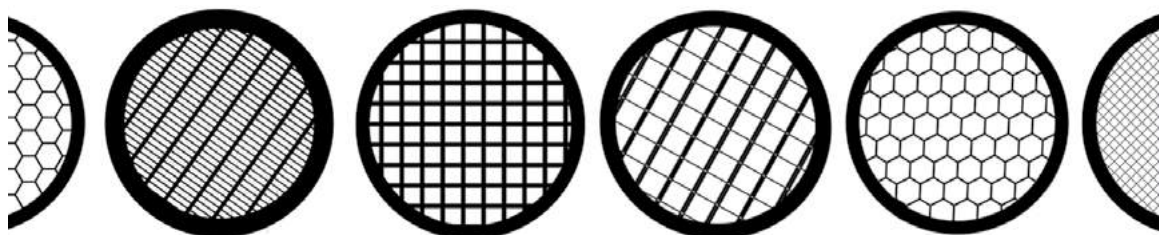
CHARACTERISTICS	SIZE	CATALOG #
Viscosity 192 cps, n20/D 1.484	120 ml	08381-120
	940 ml	08381-940

Poly-Mount® Xylene | HAZARD CODE: CH6g**24176**

Xylene based routine coverslipping medium for histology and cytology slides. This acrylic medium provides superior optical clarity. Poly-Mount Xylene is recommended for automated coverslipping instruments that use both glass and tape coverslips. It contains an anti-fade agent to prevent fading and yellowing with long term storage. Dries quickly for viewing, storage and filing.

CHARACTERISTICS	SIZE	CATALOG #
Viscosity 107 cps, n20/D 1.48	120 ml	24176-120
	940 ml	24176-940

GRIDS & GRID ACCESSORIES

**Aluminum Grid, 100 mesh****22895**

SIZE	CATALOG #
25 grids	22895-1

Aluminum Grid, 200 mesh**22896**

SIZE	CATALOG #
25 grids	22896-1

Carbon Coated Grids

CHARACTERISTICS	SIZE	CATALOG #
Copper 200 mesh	25 grids	24918-25
	50 grids	24918-50
Copper 300 mesh	25 grids	24933-25
	50 grids	24933-50
Copper 400 mesh	25 grids	24948-25
	50 grids	24948-50
	100 grids	24948-100

Grids & Grid Accessories

Formvar Coated Grids

CHARACTERISTICS	SIZE	CATALOG #
Copper 300 mesh	25 grids	24927-25
	50 grids	24927-50
	100 grids	24927-100
Nickel 300 mesh	25 grids	24928-25
	50 grids	24928-50
	100 grids	24928-100

Formvar/Carbon Coated Grids

CHARACTERISTICS	SIZE	CATALOG #
Copper 200 mesh	25 grids	24915-25
	50 grids	24915-50
Copper 300 mesh	25 grids	24930-25
	50 grids	24930-50
	100 grids	24930-100
Copper 400 mesh	25 grids	24945-25
	50 grids	24945-50
	100 grids	24945-100
Nickel 200 mesh	25 grids	24916-25
	50 grids	24916-50
	100 grids	24916-100
Nickel 300 mesh	25 grids	24931-25
	50 grids	24931-50
	100 grids	24931-100
Nickel 400 mesh	25 grids	24946-25
	50 grids	24946-50
	100 grids	24946-100

Hexagonal Mesh Grids

CHARACTERISTICS	SIZE	CATALOG #
Standard – 100 mesh (Nickel)	100 grids	18946N-1
Standard – 150 mesh (Copper/Nickel)	100 grids	18947C-1
	100 grids	18947N-1
Standard – 200 mesh (Copper)	100 grids	18948C-1
Standard – 200 mesh (Nickel)	100 grids	18948N-1
Standard – 300 mesh (Nickel)	100 grids	18949N-1


Hexagonal Mesh Grids continued

CHARACTERISTICS	SIZE	CATALOG #
Standard – 400 mesh (Copper)	100 grids	18950C-1
	10 vials	18950C-10
Standard – 400 mesh (Gold)	100 grids	18950G-1
Thin Bar, High Definition – 200 mesh (Copper/Nickel)	100 grids	7801C-1
	10 vials	7801C-10
	100 grids	7801N-1
Thin Bar, High Definition – 200 mesh (Gold)	100 grids	7801G-1
Thin Bar, High Definition – 300 mesh (Copper/Nickel)	100 grids	7803N-1
Thin Bar, High Definition – 400 mesh (Copper/Nickel)	100 grids	7805C-1
	100 grids	7805N-1
	10 vials	7805N-10
Thin Bar, High Definition – 600 mesh (Copper/Nickel)	100 grids	7806C-1
	10 vials	7806C-10

Lacey Carbon Coated Grids

CHARACTERISTICS	SIZE	CATALOG #
Copper 200 mesh	25 grids	24924-25
	50 grids	24924-50
Copper 300 mesh	25 grids	24939-25
	50 grids	24939-50

Parallel Bar Pattern Grids



CHARACTERISTICS	SIZE	CATALOG #
Copper 100/400 mesh	8425C-1	100 grids
Copper 75/300 mesh	8424C-1	100 grids
Nickel 75/300 mesh	8424N-1	100 grids

Slot Grids

7563C

Copper 2 x 1.0mm slot

SIZE	CATALOG #
100 grids	7563C-1

Grids & Grid Accessories

Square Mesh Grids, Thin Bar – High Definition

CHARACTERISTICS	SIZE	CATALOG #
Copper 1000 mesh	25 grids	7556C-1
Copper 200 mesh	100 grids	7800C-1
Copper 300 mesh	100 grids	7802C-1
Gold 200 mesh	100 grids	7800G-1
	10 vials	7800G-10
Gold 400 mesh	100 grids	7804G-1
Nickel 1000 mesh	25 grids	7556N-1
Nickel 200 mesh	100 grids	7800N-1
	10 vials	7800N-10
Nickel 300 mesh	100 grids	7802N-1

Square Mesh Grids – Thick Thin Pattern

3.05mm diameter

CHARACTERISTICS	SIZE	CATALOG #
Copper 200 mesh	100 grids	7779C-1
	10 vials	7779C-10
Copper 600 mesh	100 grids	7780C-1
Nickel 200 mesh	100 grids	7779N-1
Nickel 600 mesh	100 grids	7780N-1

Grids – Square Mesh – Standard



CHARACTERISTICS	SIZE	CATALOG #
Copper 150 mesh	100 grids	7551C-1
	10 vials	7551C-10
Copper 200 mesh	100 grids	7552C-1
Copper 300 mesh	100 grids	7553C-1
Copper 400 mesh	100 grids	7554C-1
Gold 150 mesh	100 grids	7551G-1
Gold 300 mesh	100 grids	7553G-1
Nickel 200 mesh	100 grids	7552N-1
	10 vials	7552N-10
Nickel 300 mesh	100 grids	7553N-1

Grid Storage Unit - 100 grids**03606**

Specimen grid box for holding 100 grids in numbered positions. Transparent sliding cover has slot for accessing the grid positions.

SIZE	CATALOG #
1 unit	03606-1
10 units	03606-10

Grid Storage Unit - 50 grids (5 pack)**23146**

Specimen grid box for holding 50 grids in numbered positions. Transparent sliding cover has slot for accessing the grid positions.

SIZE	CATALOG #
5 units	23146-5

Formvar 15/95 (Poly[vinyl formal]) CAS#: 9003-33-2**00631**

Powder used to make support films on EM grids for fragile samples. Polymer contains cyclic acetal units with some residual hydroxyl groups.

CHARACTERISTICS	SIZE	CATALOG #
MW: 24,000-40,000 Hydroxyl content 5.0-6.5%; acetate 9.5-13.0 Formal 82%	100 g	00631-100

Ilford Photographic Products

Ilford Rapid fixer | HAZARD CODE: H4g

21953

Fast acting, non-hardening ammonium thiosulfate fixer that assures complete fixing of all Ilford papers in as little as 30 seconds. It can also be used to fix film. Ideal for fiber base and resin coated papers. Useful for archival processing and is recommended for Ilford emulsions. Can be used in a 1:3 dilution.

SIZE	CATALOG #
500 ml	21953-500

Ilford Universal Stop Bath | HAZARD CODE: BH6g

21956

This economical, highly active solution is designed to immediately terminate the action of both black and white films and paper. It prevents fog or stains while maintaining the conditions of the fixer. Recommended for use with Ilford emulsions and films and both resin coated and fiber based papers. Liquid is concentrated and normally used in a 1:9 dilution.

SIZE	CATALOG #
500 ml	21956-500

Storage Envelopes, Photographic

07233

Unprinted polyethylene (holds 3.25" x 4.25" neg. or plates).

SIZE	CATALOG #
500 env.	07233-500

For decades Polysciences has offered fine tweezers for use in scientific laboratories. We proudly offer Dumont and Rubis tweezers. Both brands are hand-made in Switzerland of stainless steel and enjoy well deserved reputations in the industry. Inox is an alloy that contains chromium added to carbon steel. Inox forceps are magnetic. Tweezers are arranged by numbers 2, 3 and 5, which vary by increasing fineness of tip. Standard tips for general work and extra fine biology grade tips for handling grids and other EM work are available. *Tweezers are offered for research and investigational use only and are not intended for food, drug, cosmetic or household use.*

Reverse Action Tweezers

08620

Finer than standard points, but not as fine as biology grade.

CHARACTERISTICS	SIZE	CATALOG #
115mm in length.	1 pair	08620-1

Dumont INOX



from left to right: A, B, C, D, E, F, G

CHARACTERISTICS	SIZE	CATALOG #
3, biology grade, 120mm. (See B)	1 pair	21972-1
	1 dozen	21972-12
3C, biology grade, 120mm. (See B)	1 pair	21973-1
	1 dozen	21973-12
3C, non-magnetic, standard tip, 120mm. (See B)	1 pair	07383-1
	1 dozen	07383-12
3C, standard tip, 120mm. (See B)	1 pair	07377-1
	1 dozen	07377-12
5, biology grade, 110mm. (See A)	1 pair	21974-1
	1 dozen	21974-12
5, standard tip, 110mm. (See A)	1 pair	07379-1
	1 dozen	07379-12
5A, standard oblique grade, 135mm. (See D)	1 pair	23552-1
	1 dozen	23552-12
7, biology grade, 115mm. (See E)	1 pair	21975-1
	1 dozen	21975-12
SS, non-magnetic, standard tip, 135mm. (See C)	1 pair	23553-1
	1 dozen	23553-12

Tweezers & Tools

Tweezers, 7 Dumont INOX, epoxy coated, curved tip

26002

Fine curved tip Dumont antimagnetic tweezers that are 120mm in length. *For research and investigational use only. Not intended for food, drug, cosmetic or household use.*

SIZE	CATALOG #
1 pair	26002-1
1 dozen	26002-12

Rubis Tweezers



from left to right: A, B, C, D, E, F, G

CHARACTERISTICS	SIZE	CATALOG #
3, standard tip, 120mm (See B)	1 pair	07376-1
	dozen	07376-12
3C, non-magnetic, standard tip, 110mm (See B)	1 pair	07384-1
	dozen	07384-12
General Use, 140mm, 5.5" (See E)	1 pair	25048-1
SS, standard tip, 135mm (See C)	1 pair	23557-1
	dozen	23557-12
Sturdy Strong Pointed, 115mm, 4.5"	1 pair	25046-1
Ultra Fine Pointed Angled, 110mm, 4.33"	1 pair	25047-1
Ultra Fine Pointed Curved, 110mm, 4.33"	1 pair	25049-1
Ultra Fine Pointed Curved, 115mm, 4.5"	1 pair	25050-1
Ultra Fine Straight Pointed Precision Tip, 120mm, 4.75"	1 pair	25045-1

Microprobes and Picks

07397

Set of four stainless steel probes for use in inaccessible areas.

SIZE	CATALOG #
1 set	07397-1

Brush, Red Sable, Size 00000

08411

Fine brush for manipulating samples or cleaning delicate items. Natural fiber tip is 1cm long and 2mm thick. Total brush length 17.5cm.

SIZE	CATALOG #
1 brush	08411-1

Blades, Knives & Accessories

Diamond Knife**08454**

Polysciences has been selling diamond knives to satisfied users for decades. This is the highest quality diamond knife available and can be repeatedly resharpened. See website for additional ordering information.

SIZE	CATALOG #
1 knife	08454-1

Glass, Ultra Microtome**19748**

High quality, clean glass strips cut to close size requirements ensuring they will fit all knife makers. Glass is pre-cleaned and individually wrapped. Available in a variety of sizes and thicknesses for both ultramicrotomy and histology.

CHARACTERISTICS	SIZE	CATALOG #
100mm x 50mm x 12mm thick	20 strips	19748-1

Microtome Blades, Disposable – Heavy Duty**22380**

Chatterless & compression-free ribbons will become routine for all types of tissue. For use with AO or other high profile blade holders.

SIZE	CATALOG #
35 blades	22380-1

Single Edge Razor blades, individually wrapped**08410**

SIZE	CATALOG #
100 blades	08410-1

Tungsten Carbide Blades, Disposable**24234**


100% solid high grade tungsten carbide. Recommended for hard tissue, bone or material embedded in MMA or GMA, frozen.

SIZE	CATALOG #
3 blades	24234-1

Blades, Knives & Accessories

Vibratome® Injector Blades

22370



Disposable Injector blades for Vibratome®, uncoated carbon.

SIZE	CATALOG #
1000 blades	22370-1

INOCULATION LOOPS

Nichrome Wire 1.5mm Microloop®, 1µl

24660



Nichrome 5 nickel-chromium wire inoculating loop provides precise volumetric sampling and transfer of material for accurate analysis. Nichrome 5 is the most durable alloy for repeated heating /cooling, with outstanding performance at temperatures up to 1200° C.

SIZE	CATALOG #
25 loops	24660-1

Plastic Microloops®

24650



Sterile 5µl disposable plastic inoculating loops for precise volumetric sampling and transfer of material for accurate analysis. Individually packed in peel pouch.

SIZE	CATALOG #
1000 loops	24650-1

FILTRATION

Nylon Wool Fiber | HAZARD CODE: A2g

18369



Nylon wool fiber can be used to separate leukocytes from peripheral blood and to separate T-cells from B-cells. Granulocytes and B-cells stick to the fibers, while T-cells and other cells do not.

SIZE	CATALOG #
10 g	18369-10
50 g	18369-50

Nylon Wool Fiber, Syringe (Gamma Irradiated) | HAZARD CODE: A2g**21759**

Ready-to-use, 500mg prepacked in sterile 10cc syringes.

SIZE	CATALOG #
10 syringes	21759-1

FLOTATION WORKSTATIONS

Tissue Flotation Workstation w/ 8"x 8" x 2 1/4" Deep Dish**25389**

Make your tissue preparation easier, safer and more efficient. Removable glass dish waterbath with chemical resistant plastic housing, optimum specimen viewing provided a high contrast background illuminated by an LED light array. The dependability and safety of up-to-date microprocessor-controlled electronics, combined with histo/orientor for flattening sections and a heated slide dryer in one compact unit. See our Wrinkle Out Water Bath Solution (Cat. #25383).

SIZE	CATALOG #
1 unit	25389-1

Tissue Flotation Workstation w/ 8"x 8" x 2 1/4" Deep Dish | HAZARD CODE: A2g**26012**

Flotation waterbath work station, microprocessor controlled with removable glass dish. Dimensions: 8"x 8"x 2 1/4"

SIZE	CATALOG #
1 unit	26012-1

Tissue Flotation Workstation w/ 8"x 11" x 2" Large Dish, HistoOrientor & Dryer | HAZARD CODE: A2g **26011**

Flotation waterbath work station, microprocessor controlled with removable glass dish. Dimensions: 8"x 11"x 2", slide dryer 2"x 8" and tissue orientor 2"x 2".

SIZE	CATALOG #
1 unit	26011-1

Pens

Frozen Tissue Pen

25469



Designed to prevent frozen sections from falling or lifting off, moving or wrinkling on the slide during routine immunostaining procedures. Provides a sticky membrane when applied to slide onto which the section is placed. Membrane is stable up to 110° C and is suitable for vigorous subsequent applications such as *in situ* hybridization. Can be effective with PAP/PAAP, ABC, LAB-SA and immunofluorescent methods.

SIZE	CATALOG #
1 pen	25469-1

Super PAP Pen – Fine Tip, 2.5mm tip

24231



Fine tip version of our 4mm Super PAP Pen offers the same benefits with a 2.5mm tip for finer drawing. Provides over 400 applications.

SIZE	CATALOG #
1 pen	24231-1

Super PAP Pen, 4mm tip

24230

Provides a thin film-like barrier when a circle is drawn around a specimen. The hydrophobic circle is designed to withstand temperatures up to 120° C and can be applied directly to wet slides. This barrier creates the proper surface tension to hold antibody solution within the target area on a slide. Effective for immunology staining by PAP methods, ABC method, frozen section methods and fluorescent antibody methods. Provides over 800 applications. 4mm tapered tip.

SIZE	CATALOG #
1 pen	24230-1

Homogenizers

BioMasher® I

Disposable Homogenizer for soft samples with small pore size. Non-sterile, non-autoclavable.

CHARACTERISTICS	SIZE	CATALOG #
2.0ml Microtube with O-ring, PE filter, soft samples	30 pk	25526-30
	120 pk	25526-120
2.0ml Microtube w/o O-ring, PE filter, hard samples	30 pk	25530-30
	120 pk	25530-120
1.5ml Microtube with O-ring, PP filter, soft samples	30 pk	25529-30
	120 pk	25529-120
1.5ml Microtube with O-ring, PE filter, soft samples	30 pk	25525-30
	120 pk	25525-120
1.5ml Microtube w/o O-ring, PP filter, hard samples	30 pk	25528-30
	120 pk	25528-120
1.5ml Microtube w/o O-ring, PE filter, hard samples	30 pk	25527-30
	120 pk	25527-120

Biomasher® II

Disposable closed-system micro tissue homogenizer. The abrasive surfaces on the pestle tip and inner tube area ensure efficient grinding of samples. Ideal for homogenizing animal tissues and organs as well as plant materials, insects, DNA, RNA, proteins, yeasts and enzymes. Tube is clear polypropylene and the pestle is polyacetal. 1.5ml microtube.

CHARACTERISTICS	SIZE	CATALOG #
Non-sterile	100 pk	25534-100
EOG-sterilized	100 pk	25533-100

BioMasher® III**25535**

Disposable closed-system micro tissue homogenizer. The abrasive surfaces on the pestle tip and inner tube area ensure efficient grinding of samples. Ideal for homogenizing animal tissues and organs as well as plant materials, insects, DNA, RNA, proteins, yeasts and enzymes. Tube is clear polypropylene and the pestle is polyacetal. 2.0ml microtube, non-sterile.

SIZE	CATALOG #
50 pk	25535-50

Embedding Tools

JB-4® Plastic Block Holders

15899



Easy-to-store plastic block holders for resin. Matte surface for easy marking and a large center hole to prevent bubble formation. Block holders fit securely onto molding cup tray cavities. Attach to Polysciences' reusable chucks designed for commonly used microtomes.

SIZE	CATALOG #
50 holders	15899-50
100 holders	15899-100

JBA Aluminum Chuck (11mm shaft, 11mm diameter)

16828



Reusable aluminum chuck with three-point recessed block holder attachment, supplied complete with Allen screws and hex key. Designed for use with our Plastic Block Holders (Cat. #15899) and molding trays. Compatible with: LKB Histo Range and Reichert Super Cut, Hacker, A/O Reichert rotary and Autocut, JB-4® and JB-4A, LKB Ultratomes and Shandon Hypercut.

SIZE	CATALOG #
1 unit	16828-1

LKB Huxley Chuck

16207



Reusable chucks designed to be used with Plastic Block Holders (Cat. #15899) and molding trays. Available for a range of microtomes.

SIZE	CATALOG #
1 unit	16207-1

PolyPress™ Tissue Embedding Tampers, small | HAZARD CODE: A2g



Aids in the orientation of tissue samples during embedding. The handle height is ideal for use with or without the use of forceps. Dimensions: (small) 10mm x 10mm, (large) 15mm x 15mm.

CHARACTERISTICS	SIZE	CATALOG #
small	1 each	25960-1
large	1 each	25964-1
combo	2 pk	26013-1

Solutions for Microtomy Problems

HistoHEME | HAZARD CODE: A2g**24774**

Developed to assist histologists with bloody specimens such as placental fragments, bone marrow biopsies, liver, spleen and endometrial curettings, which tend to dry out and harden after processing. These tissues, when set on ice, tend to shatter and flake, leaving blood fragments on the work area, microtome and water bath. They have a high potential for creating extraneous tissue “floaters” on slides. Technicians can cut clean, non-fragmented sections without stopping in-between each block with HistoHEME.

Benefits:

- Ammonia-based emollient
- Alleviates problems and mess associated with working with bloody specimens
- Creates long, clean paraffin ribbons without stopping to clean between each block
- Greater morphological staining

SIZE	CATALOG #
120 ml	24774-120
250 ml	24774-250
500 ml	24774-500

PolyCut-Ease | HAZARD CODE: A2g**18615**

The addition of 1% PolyCut-Ease to any epoxy embedding recipe will enable many stress-free sections to be cut from a single area of a knife. It preserves the life of your diamond knife edge, as it markedly reduces friction of the knife as it cuts through the plastic. The additive will not change the block color or EM image quality. Does not contain silicone.

SIZE	CATALOG #
100 ml	18615-100

PolyGuard, Paraffin Repellent | HAZARD CODE: EH5g**21168**

Xylene-free paraffin repellent. Used to put a protective coating on surfaces exposed to paraffin as well as to clean adhering paraffin off laboratory countertops and equipment.

SIZE	CATALOG #
120 ml	21168-120
6 x 120 ml	21168-6

Solutions for Microtomy Problems

Soft Block | HAZARD CODE: A2g

24616

Unique formula for softening difficult-to-cut tissue in paraffin. Effective on bone, nails and tissue. Easy to use, simply soak pre-trimmed block surface in Soft Block for 5 - 15 minutes (depending on tissue sample size) and cut sections. Soft Block is environmentally safe. Special waste disposal is not required and will not damage equipment.

SIZE	CATALOG #
120 ml	24616-120
500 ml	24616-500
1 gal	24616-1

Soft Nail | HAZARD CODE: AH2g

24775

Unique formulation to soften keratin. Made for very hard, complex keratinized hair, nail and skin samples common in Mohs Histology laboratories. Hair, nail and skin samples that have been processed tend to flex and turn, becoming difficult to cut and hold on slides for staining. Processing hardens these samples and presents the challenge of cutting complete sections or sections without a “Venetian Blind Effect.”

Benefits:

- Easy to use – no mixing required
- Keratinized samples cut and stain with greater ease
- Prevents shredding and tearing of samples
- Alleviates samples from folding on slides
- Breaks down the fibrous structural protein of hair, nail, hoof, feathers and skin

SIZE	CATALOG #
250 ml	24775-250

Total Cutting Solution Kit

25388

Our Total Cutting Solution Kit provides you with five tissue cutting solutions to address decalcification issues and difficult tissue blocks & specimens. Reduce bottlenecks in your workflow by using the 10 multi-well tissue block holders provided with the kit right at your cutting station.

CHARACTERISTICS	SIZE	CATALOG #
Kit Contains: HistoHEME, Soft Block, Soft Nail, Super Decalcifier I: Delicate, Super Decalcifier II: Heavy Duty and 10 multi-well block holders.	1 kit	25388-1

Solutions for Microtomy Problems

Wrinkle Out Water Bath Solution | HAZARD CODE: A2d**25383**

Top: wrinkled and compressed paraffin ribbon placed in normal water bath filled solution. Bottom: paraffin ribbon in Wrinkle Free Water Bath Solution. Wrinkles disappear and compression is gone, allowing the tissue to flatten due to the change in water surface tension.

Use in place of normal or distilled water for water bath when cutting paraffin sections and pick up wrinkle free ribbons and sections on the slide. May be used in place of normal water bath fill solution. Changes the water surface tension so tissue spreads evenly without wrinkles when using paraffin that is of lower quality than the polymer fortified paraffins on the market. For best results, set water bath temperature at 34 - 38°C. (For our Tissue Flotation Water Bath see Cat. #25389).

SIZE	CATALOG #
1 gal	25383-1
2 x 1 gal	25383-2

CONTAINERS & STORAGE

Paraffin Block Mailer/Holder**25340**

Convenient transport container for up to six paraffin blocks. Made of transparent PVC for easy viewing of contents. Suitable for all regular models of tissue and biopsy cassettes.


SIZE	CATALOG #
25 units	25340-25
50/pk	25340-50

Plastic weighing dish**19803A**

Peel-A-Way® weighing tray designed for easy pouring. In addition to their intended use of weighing materials, these handy dishes can be used for all sorts of applications in the laboratory.

SIZE	CATALOG #
1 carton	19803A-1

Containers & Storage

Biopsy Bags, Small (Nylon Mesh) | HAZARD CODE: A2g**25564**

Reduces risk of small specimen loss. Easy peel design allows unrestricted fluid movement around tissue. Bags peel open for quick and easy specimen removal. Material will not disintegrate in processing reagents.

CHARACTERISTICS	SIZE	CATALOG #
Dimensions: Width 1.18" (30mm) Length 1.97" (50mm)	100 bags	25564-100
	200 bags	25564-200
	500 bags	25564-500
	1000 bags	25564-1000

Coplin Slide Staining Jar**08415**

Unbreakable, translucent plastic that is stain resistant and chemically inert. Larger opening than classic Coplin staining jar for more convenient slide staining.

Features:

- Durable polypropylene construction
- Stores up to 10 standard slides
- Microwavable if uncapped
- Steam autoclavable at 121°C (250° F)

SIZE	CATALOG #
3 jars	08415-3

GENERAL

Parafilm®**3989A**

Used for sealing or protecting vessels such as flasks or cuvettes. Molds quickly and seals laboratory vessels with a disposable translucent film. Parafilm is stretchable, moldable, waterproof, odorless, thermoplastic and self-adhering. Can also be used to further seal a lidded container against moisture for long term storage. 4"x 250' Roll.

SIZE	CATALOG #
1 roll	3989A-1

Smooth Rack**25063**

Smooth Rack employs uniquely-designed supports that prevent tubes from slipping out of position. Holds a variety of tubes 10-16mm in diameter. Available in blue or white.

SIZE	CATALOG #
1 unit	25063-1

Dental wax | HAZARD CODE: A2g**00403**

Low melting point wax, used for sealing boats onto glass knives. Also used as a contamination-free surface for mincing tissue.

CHARACTERISTICS	SIZE	CATALOG #
Dimensions: 6"x 3"x 1/16" (150mm x 75mm x 1.5mm)	1 lb	00403-1
	5 lb	00403-5

SAR-GEL® Water Indicating Paste | HAZARD CODE: U5g**24615**

Water-indicating paste provides a fast, reliable way to detect water bottoms in storage tanks containing gasoline and gasoline/alcohol blends, diesel, jet fuel, fuel oil, solvents and other materials.

Benefits:

Easy to apply – no messy jars, no need to mix, easy cleanup

No guessing – complete color change from white to brilliant pink

Faster reaction – immediate detection means less time wasted

Easy to see water line – does not run

Useful in detecting water content in laboratory recycled reagents, as well as other stain line reagents and solvents such as xylene and absolute alcohol

SIZE	CATALOG #
12 x 1 oz tubes	24615-12

Acrylamide, Chemzymes Ultra Pure® CAS#: 79-06-1 | $\text{H}_2\text{C}=\text{CHCONH}_2$ | HAZARD CODE: HM06d**00019**

Specific conductance of 35% (w/v) solution 2 μ mho/cm. Used in electrophoresis for separation of nucleic acid fragments and proteins. For introduction of hydrophilic sites, preparation of water-soluble polymers and in electrophoresis.

CHARACTERISTICS	SIZE	CATALOG #
MW 71.08, mp 84-85°C uninhibited 165°C	100 g	00019-100
	500 g	00019-500



Cleaners & Disinfectants

BDD™ (Bacdown® Detergent Disinfectant)**26255**

BDD (Bacdown Detergent Disinfectant) will safely and effectively clean and disinfect surfaces in labs, production areas and process equipment. Diluted two (2) ounces per gallon of water (1:64), BDD is a bactericidal, virucidal, fungicidal, effective against HIV-1, HBV and more. Conforms to OSHA's Bloodborne Pathogens Standard. EPA registered.

SIZE	CATALOG #
4 x 1 gal	26255-4

Conflikt®**26256**

Conflikt Ready-to-Use disinfectant spray cleans and disinfects hard surfaces that may harbor viruses, bacteria and fungi. Pre-diluted, stable solution of dual quaternary ammonium active ingredients is effective against HIV-1, *E-coli*, and other pathogenic organisms. Conforms to OSHA's Bloodborne Pathogens Standard. Conflikt is effective against a wide range of organisms including TB. EPA registered.

SIZE	CATALOG #
12 x 16 oz	26256-12
6 x 32 oz	26256-6

Contrad® 70, soak cleaner from Decon Laboratories | HAZARD CODE: H5g**18417**

A top quality soak cleaner for high grade cleaning of all labware. Alkaline. Phosphate-free. Particularly recommended for analytical techniques, tissue culture, RIA, electrophoresis—any application where total cleanliness is essential. Safer replacement for chromic acid.

SIZE	CATALOG #
1 liters	18417-1
5 liters	18417-5
12 x 1 liters	18417-12
4 x 5 liters	18417-4

CiDehol® ST Sterile 70% IPA from Decon Laboratories | HAZARD CODE: CH4g**25649**

Sterile, ready-to-use 70% isopropyl alcohol (IPA) solution designed especially for cleanroom use. Made with Water-For-Injection (WFI), filtered to 0.2 µm, individually double-bagged and gamma-irradiated to ensure sterility. Made according to USP specifications and packaged in a Class 100 cleanroom. Each lot undergoes a bacterial endotoxin test to ensure that the product meets or exceeds water-for-injection quality in endotoxin limits. Each lot also undergoes a USP 14-day sterility test. Each case is shipped with lot-specific documentation that details QC, irradiation, sterility and bacterial endotoxin limits.

SIZE	CATALOG #
16 x 12 oz bottles	25649-12
12 x 16 oz bottles	25649-16
4 x 1 gal	25649-1
12 x 32 oz bottles	25649-32

Cleaners & Disinfectants

SaniHol® ST 70% | HAZARD CODE: CV5g**25769**

Sterile, ready-to-use 70% denatured ethanol (EtOH) solution designed especially for cleanroom use. Filtered to 0.22µm, individually double-bagged and gamma-irradiated to ensure sterility. Made according to USP specifications and packaged in a Class 100 cleanroom. Each lot undergoes a bacterial endotoxin test to ensure that the product meets or exceeds water-for-injection quality in endotoxin limits. Each lot also undergoes a USP 14-day sterility test. Each case is shipped with lot-specific documentation that details QC, irradiation, sterility and bacterial endotoxin limits. Available in both non-aerosol trigger spray bottle and gallon size.

SIZE	CATALOG #
12 x 16 oz	25769-12
4 x 1 gal	25769-1

SporGon® | HAZARD CODE: H4g**25991**

Peracetic acid-based sterilizing and disinfecting solution provides high-level disinfection and is completely effective against spores. Ready-to-use solution is tuberculocidal, bactericidal, virucidal and fungicidal. Completely biodegradable, it decomposes into oxygen, water and acetic acid. FDA 510K clearance. Conforms to OSHA's Bloodborne Pathogens Standards.

SIZE	CATALOG #
4 x 1 gal	25991-1



HYDROCARBON TEST KITS

Benzo(a)Pyrene Plate Assay Kit**AB530039**

Benzo(a)Pyrene is detected using a colorimetric immunoassay (ELISA) procedure. Microtiter plate format kit with ready to use reagents. Enables faster assay kinetics, high sensitivity and the simultaneous measurement of multiple samples. (96 Tests)

SIZE	CATALOG #
1 kit	AB530039-1

PCBs, Higher Chlorinated, Assay Kit**AB530001**

Higher chlorinated PCBs are detected using a colorimetric immunoassay (ELISA) procedure. Magnetic particle format kit with ready to use reagents. Enables faster assay kinetics, high sensitivity and the simultaneous measurement of multiple samples. (100 Tests)

SIZE	CATALOG #
1 kit	AB530001-1

PCBs, Lower Chlorinated, Assay Kit**AB530021**

Lower chlorinated PCBs are detected using a colorimetric immunoassay (ELISA) procedure. Magnetic particle format, with ready-to-use reagents. (100 Tests)

SIZE	CATALOG #
1 kit	AB530021-1

Industrial Chemicals / Hydrocarbon Test Kits

Polybrominated Diphenyl Ethers (PBDE), Assay Kit**AB500090**

PBDE is detected using a colorimetric immunoassay (ELISA) procedure. Magnetic particle format, with ready-to-use reagents. (100 Tests)

SIZE	CATALOG #
1 kit	AB500090-1

Triclosan Assay Kit**AB530111**

Triclosan is detected using a colorimetric immunoassay (ELISA) procedure. Magnetic particle format, with ready-to-use reagents. (100 Tests)

SIZE	CATALOG #
1 kit	AB530111-1

Triclosan Assay Plate Kit**AB530114**

Triclosan is detected using a colorimetric immunoassay (ELISA) procedure. Microtiter plate format kit with ready-to-use reagents. Enables faster assay kinetics, high sensitivity and the simultaneous measurement of multiple samples. (96 Tests)

SIZE	CATALOG #
1 kit	AB530114-1

PESTICIDE TEST KITS

2,4-D Plate Assay Kit**AB54003B**

2,4-D is detected using a colorimetric immunoassay (ELISA) procedure. Microtiter plate format with ready-to-use reagents. Enables faster assay kinetics, high sensitivity and the simultaneous measurement of multiple samples. (96 Tests)

SIZE	CATALOG #
1 kit	AB54003B-1

2,4-D Tube Kit**AB54004B**

Immunological laboratory test for the quantitation of 2,4-D residues in water ranging from 2.0 to 100 ng/ml (parts per billion or ppb). (96 Tests)

SIZE	CATALOG #
1 kit	AB54004B-1

Pesticide Test Kits

Alachlor Assay Kit**AB500071**

Alachlor is detected using a colorimetric immunoassay (ELISA) procedure. Magnetic particle format, with ready-to-use reagents. (100 Tests)

SIZE	CATALOG #
1 kit	AB500071-1

Alachlor Plate Assay Kit**AB500076**

Alachlor is detected using a colorimetric immunoassay (ELISA) procedure. Microtiter plate format with ready-to-use reagents. Enables faster assay kinetics, high sensitivity and the simultaneous measurement of multiple samples. (96 Tests)

SIZE	CATALOG #
1 kit	AB500076-1

Atrazine Assay Kit**AB500001**

Atrazine is detected using a colorimetric immunoassay (ELISA) procedure. Magnetic particle format, with ready-to-use reagents. EPA/ETV Verified. (100 Tests)

SIZE	CATALOG #
1 kit	AB500001-1

Atrazine High Sensitivity (HS) Assay Kit**AB500007**

Atrazine is detected using a colorimetric immunoassay (ELISA) procedure. Magnetic particle format, with ready-to-use reagents. (100 Tests)

SIZE	CATALOG #
1 kit	AB500007-1

Atrazine Plate Assay Kit**AB520005**

Atrazine is detected using a colorimetric immunoassay (ELISA) procedure. Microtiter plate format with ready-to-use reagents. Enables faster assay kinetics, high sensitivity and the simultaneous measurement of multiple samples. (96 Tests)

SIZE	CATALOG #
1 kit	AB520005-1

Atrazine Strip Test Kit**AB500009**

Detects two of the most common pesticides used in the US at or below the EPA Maximum Contaminant Level (atrazine-3ppb and simazine-4 ppb). Dipstick format. (20 Tests)

SIZE	CATALOG #
1 kit	AB500009-1

Pesticide Test Kits

Cyclodienes Plate Assay Kit**AB540021**

Cyclodienes are detected using a colorimetric immunoassay (ELISA) procedure. The assay range is between 0.25 ppb and 25.0 ppb. Assay allows the determination of cyclodienes in a range of environmental samples (water, soil, sediment, fish plasma, etc.).

SIZE	CATALOG #
1 kit	AB540021-1

DDE/DDT Plate Assay Kit**AB540041**

DDE/DDT are detected using a colorimetric immunoassay (ELISA) procedure. Microtiter plate format with ready-to-use reagents. Enables faster assay kinetics, high sensitivity and the simultaneous measurement of multiple samples. (96 Tests)

SIZE	CATALOG #
1 kit	AB540041-1

Diuron Plate Assay Kit**AB520001**

Diuron is detected using a colorimetric immunoassay (ELISA) procedure. Microtiter plate format with ready-to-use reagents. Enables faster assay kinetics, high sensitivity and the simultaneous measurement of multiple samples. (96 Tests)

SIZE	CATALOG #
1 kit	AB520001-1

Fluridone Assay Kit**AB500511**

Fluridone is detected using a colorimetric immunoassay (ELISA) procedure. Magnetic particle format, with ready-to-use reagents. (100 Tests)

SIZE	CATALOG #
1 kit	AB500511-1

Glyphosate Assay Kit**AB500081**

Glyphosate is detected using a colorimetric immunoassay (ELISA) procedure. Magnetic particle format, with ready-to-use reagents. (120 Tests)

SIZE	CATALOG #
1 kit	AB500081-1

Glyphosate Plate Assay Kit**AB500086**

Glyphosate is detected using a colorimetric immunoassay (ELISA) procedure. Microtiter plate format with ready-to-use reagents. Enables faster assay kinetics, high sensitivity and the simultaneous measurement of multiple samples. (96 Tests)

SIZE	CATALOG #
1 kit	AB500086-1

Pesticide Test Kits

Metolachlor Assay Kit**AB500061**

Metolachlor is detected using a colorimetric immunoassay (ELISA) procedure. Magnetic particle format, with ready-to-use reagents. (100 Tests)

SIZE	CATALOG #
1 kit	AB500061-1

Metolachlor Plate Assay Kit**AB500065**

Metolachlor are detected using a colorimetric immunoassay (ELISA) procedure. Microtiter plate format with ready-to-use reagents. Enables faster assay kinetics, high sensitivity and the simultaneous measurement of multiple samples. (96 Tests)

SIZE	CATALOG #
1 kit	AB500065-1

Organophosphate (OP)/Carbamate Assay Kit**AB550051**

Qualitative, colorimetric assay (modification of the Ellman method) for the detection of organophosphates and carbamates, based on a modification of their inhibition of the enzyme Acetyl Cholinesterase (Ach-E). EPA/ETV Verified.

SIZE	CATALOG #
1 kit	AB550051-1

Organophosphate (OP)/Carbamate Plate Assay Kit**AB550055**

Using a colorimetric immunoassay (ELISA) procedure. Microtiter plate format with ready-to-use reagents. Enables faster assay kinetics, high sensitivity and the simultaneous measurement of multiple samples. (96 Tests)

SIZE	CATALOG #
1 kit	AB550055-1

Penoxsulam Assay Kit**AB500501**

Penoxsulam is detected using a colorimetric immunoassay (ELISA) procedure. Magnetic particle format, with ready-to-use reagents. (100 Tests)

SIZE	CATALOG #
1 kit	AB500501-1

Pyrethroid Assay Kit**AB500201**

Pyrethroid is detected using a colorimetric immunoassay (ELISA) procedure. Magnetic particle format, with ready-to-use reagents. (100 Tests)

SIZE	CATALOG #
1 kit	AB500201-1

Pesticide Test Kits

Spinosyn Assay Tube Kit

AB50020B

Spinosyn is detected using a colorimetric immunoassay (ELISA) procedure. Coated tube format. (40 tests)

SIZE	CATALOG #
1 kit	AB50020B-1

Triazine Metabolite Plate Assay Kit

AB520006

Triazine Metabolite is detected using a colorimetric immunoassay (ELISA) procedure. Microtiter plate format with ready-to-use reagents. Enables faster assay kinetics, high sensitivity and the simultaneous measurement of multiple samples. (96 Tests)

SIZE	CATALOG #
1 kit	AB520006-1



MICROPARTICLES

TEST DEVELOPER

Polymer Microspheres	160
Polybead® Microspheres	160
Polybead® Functionalized Microspheres	162
Polybead® Dyed Microspheres	165
Polybead® Carboxylate Dyed Microspheres	167
Fluoresbrite® Fluorescent Microspheres	169
Fluoresbrite® Carboxylate Microspheres	171
Protein Conjugated Microspheres	175
Silica Microspheres	177
QuantumPlex™ Multiplexing Platforms	179
Magnetic Microspheres & Particles	181
Magnefy™	181
Promag® HP	182
Promag®	183
Magnetic Sampler Packs	184
BioMag®, BioMag®Plus and BioMag® Maxi	184
Protein Coupling Kits & Coating Reagents	191
Accessory Reagents & Companion Products	191
Buffers & Solutions	192
Surfactants	193
Magnetic Separators	194
Additional Microparticles	197

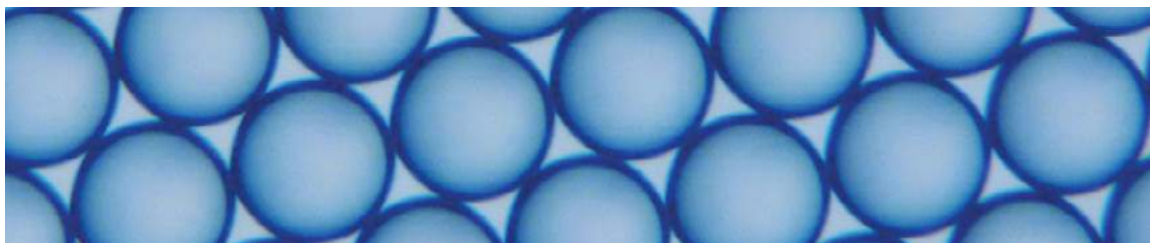
MAGNETIC BIOSEPARATIONS

Cell Separations	203
Antibody Isolations	205
Protein Removal	206
Glycan / Glycoprotein Capture	207
Nucleic Acid Isolation	208

INSTRUMENT STANDARDS

Size Standards	211
Fluorescence Standards	213
Count Standards	213
Cell Viability Standards	216
Flow Cytometry Standards	218
Routine Flow Cytometry Quality Control	218
Alignment	222
General Instrument Set-Up	222
Compensation	223
Fluorescence Reference	225
Fluorescence Quantitation	228
Cell Cycle Analysis	230
Cell Size Estimation	231
Cell Counting	232
Technical Guide Contents	234

Polymer Microspheres



POLYBEAD® MICROSPHERES

Polybead Microspheres are monodisperse polystyrene microspheres, available in sizes with nominal diameters from 50nm to 90µm. Diameters 4.5µm and larger are crosslinked with divinylbenzene (DVB)*. Our experienced chemists control the synthesis to provide precise monodisperse particle size distributions. These particles contain a slight anionic charge from sulfate ester.

Most of our Polybead microspheres are packaged in economical 2.5% solids (25mg/mL) aqueous suspensions with minimal surfactant in the final preparation. Polybead microspheres are ideally suited for protein binding using passive adsorption techniques, and surfactant-free formulations are available on a custom basis.

Polybead® Non-functionalized Microspheres | HAZARD CODE: A2dmw

Technical Data Sheet 788 & 238E.

NOMINAL DIAMETER	CV%	SIZE	CATALOG #
0.05µm	≤15	10 ml	08691-10
0.10µm	≤15	15 ml	00876-15
0.20µm	≤8	15 ml	07304-15
0.35µm	≤5	15 ml	07306-15
0.50µm	≤3	15 ml	07307-15
0.75µm	≤3	15 ml	07309-15
1.00µm	≤3	15 ml	07310-15
1.50µm	≤5	15 ml	17133-15
2.00µm	≤5	15 ml	19814-15
3.00µm	≤5	15 ml	17134-15
*4.50µm	≤7	5 ml	17135-5
*6.00µm	≤10	5 ml	07312-5
*10.0µm	≤10	5 ml	17136-5
*15.0µm	≤10	5 ml	18328-5
*20.0µm	≤10	5 ml	18329-5
*25.0µm	≤10	5 ml	07313-5
*45.0µm	≤10	5 ml	07314-5
*75.0µm	≤10	5 ml	24049-5
*90.0µm	≤10	5 ml	07315-5

Polybead® Microspheres, Dry Form | HAZARD CODE: A2g

Our freeze-drying technique reduces the aggregation usually associated with dried beads. Dry material allows for the buffer of choice to be easily added.

NOMINAL DIAMETER	SIZE	CATALOG #
1.00µm	500 mg	19518-500
1.50µm	500 mg	19519-500
3.00µm	500 mg	19520-500

Polybead® Sampler Kit I | HAZARD CODE: A2dmw**19822**

Technical Data Sheets 788 & 238E.

CHARACTERISTICS	SIZE	CATALOG #
Kit Contains: 5ml of standard monodisperse polystyrene microspheres (2.5% solids, 25mg/mL) in water for each of these nominal sizes: 0.5µm, 0.75µm, 1.0µm, 2.0µm and 3.0µm.	1 kit	19822-1

Polybead® Sampler Kit III | HAZARD CODE: A2dmw**16905**

Technical Data Sheets 788 & 238E.

CHARACTERISTICS	SIZE	CATALOG #
Kit Contains: 1ml of standard monodisperse polystyrene microspheres (2.5% solids, 25mg/mL) in water for each of these nominal sizes: 0.05µm, 0.20µm, 0.50µm, 1.0µm, 45.0µm and 90.0µm.	1 kit	16905-1

For additional Non-functionalized Polystyrene Microspheres, see our Polyballs collection.

Polymer Microspheres

POLYBEAD® FUNCTIONALIZED MICROSPHERES

Our carboxylate-modified polystyrene latex microspheres are suitable for the covalent immobilization of proteins, peptides and nucleic acids.

Polybead® Carboxylate Microspheres | HAZARD CODE: A2dmw

Polybead Carboxylate Microspheres are monodisperse polystyrene microspheres that contain surface carboxyl groups. This allows for covalent binding of proteins to the bead surface. Packaged as 2.5% solids (w / v) aqueous suspensions. *Technical Data Sheets 644, 1002, & 238C.*

NOMINAL DIAMETER	CV%	SIZE	CATALOG #
0.05µm	≤15	10 ml	15913-10
0.10µm	≤15	15 ml	16688-15
0.20µm	≤8	15 ml	08216-15
0.35µm	≤5	15 ml	21753-15
0.50µm	≤3	15 ml	09836-15
0.75µm	≤3	15 ml	07759-15
1.00µm	≤3	15 ml	08226-15
2.00µm	≤5	10 ml	18327-10
3.00µm	≤5	5 ml	09850-5
4.50µm	≤7	5 ml	17140-5
6.00µm	≤10	5 ml	17141-5
10.00µm	≤10	2 ml	18133-2
20.00µm	≤15	2 ml	24811-2

Polybead® Carboxylate Sampler Kit I | HAZARD CODE: A2dmw

19819

Technical Data Sheets 644, 1002, & 238C.

CHARACTERISTICS	SIZE	CATALOG #
Kit Contains: 5ml of carboxylate polystyrene monodisperse microspheres (2.5% solids in water) for each of these nominal sizes: 0.5µm, 0.75µm, 1.0µm, 2.0µm and 3.0µm.	1 kit	19819-1

See PolyLink Protein Coupling Kit for Carboxylate Microspheres (Cat. #24350).

Polymer Microspheres

Polybead® Amino Microspheres | HAZARD CODE: A2dmw

Polybead Amino Microspheres are monodisperse polystyrene microspheres that contain surface primary amine groups. Protein coupling using glutaraldehyde as a coupling agent will result in protein binding 11-12 carbon atoms from the surface of the bead. Packaged as 2.5% solids (w / v) aqueous suspensions. *Technical Data Sheets 1002 & 238D.*

NOMINAL DIAMETER	CV%	SIZE	CATALOG #
0.10µm	≤25	5 ml	16586-5
0.20µm	≤20	5 ml	15699-5
0.50µm	≤11	5 ml	07763-5
0.75µm	≤8	5 ml	17144-5
1.00µm	≤6	5 ml	17010-5
3.00µm	≤8	5 ml	17145-5
6.00µm	≤10	2 ml	19118-2

Polybead® Amino Sampler Kit | HAZARD CODE: A2dmw**19820**

Technical Data Sheets 1002 & 238D.

CHARACTERISTICS	SIZE	CATALOG #
Kit Contains: 5ml of monodisperse amino polystyrene microspheres (2.5% solids in water) for each of these nominal sizes: 0.5µm, 0.75µm, 1.0µm and 3.0µm.	1 kit	19820-1

Polybead® Carboxy-Sulfate Microspheres | HAZARD CODE: A2dmw**19406**

Polybead Carboxy-Sulfate Microspheres are monodisperse, surfactant-free polystyrene microspheres. We manufacture these particles to have sulfate charge groups in addition to carboxyl groups. *Technical Data Sheet 1002.*

CHARACTERISTICS	SIZE	CATALOG #
Packaged as 2.5% solids (w / v) aqueous suspensions. Nom. Dia.: 1.00µm	15 ml	19406-15

Polybead® Sulfate Microspheres | HAZARD CODE: A2dmw

Polybead Sulfate Microspheres are monodisperse polystyrene particles that offer a higher level of surface sulfate groups than our standard polystyrene microspheres. Packaged as 2.5% aqueous suspensions. *Technical Data Sheet 1002.*

NOMINAL DIAMETER	SIZE	CATALOG #
0.20µm	15 ml	19402-15
0.50µm	15 ml	19403-15
1.00µm	15 ml	19404-15
2.00µm	10 ml	19405-10

Polymer Microspheres

Polybead® Hydroxylate Microspheres | HAZARD CODE: A2dmw


Polybead Hydroxylate Microspheres are monodisperse particles that contain surface hydroxyl groups. These particles are packaged in an economical suspension of 2.5% solids in water. *Technical Data Sheet 1002.*

NOMINAL DIAMETER	SIZE	CATALOG #
0.20µm	15 ml	15717-15
0.50µm	15 ml	07762-15
0.75µm	15 ml	19128-15
1.00µm	15 m	17142-15
3.00µm	5 m	17143-5

Polybead® Acrylate Microspheres | HAZARD CODE: A2dmw**18602**

Polybead Acrylate Microspheres are monodisperse microspheres (2.5% solids in water) with surfaces that contain copolymers of styrene and an acrylic ester. The reactive ester sites on the polymer will furnish points for further organic reactions, which may lead to innovative forms of activation (e.g. reaction with ammonia may lead to amide formation, which may then undergo Beckmann rearrangement). *Technical Data Sheet 1002.*

NOMINAL DIAMETER	SIZE	CATALOG #
1.00µm	15 ml	18602-15



POLYBEAD® DYED MICROSPHERES

Polysciences is the leading supplier of visibly dyed polystyrene microspheres to the latex diagnostic marketplace. Diagnostic manufacturers rely on our precisely-controlled particle synthesis to ensure reproducibility in both assay design and performance. Packaged as 2.5% solids (w / v) aqueous suspensions, they are available in a variety of nominal mean diameters and colors. *Technical Data Sheets 808 & 238E.*

Polybead® Black Dyed Microspheres | HAZARD CODE: A2dmw

NOMINAL DIAMETER	SIZE	CATALOG #
0.20µm	15 ml	24290-15
0.50µm	15 ml	24291-15
1.00µm	15 ml	24287-15
3.00µm	15 m	24292-15
6.00µm	5 ml	24293-5
10.0µm	2 ml	24294-2

Polybead® Polystyrene Blue Dyed Microspheres | HAZARD CODE: A2dmw

Blue Dyed Microspheres have amine groups and can be used for covalent coupling procedures using glutaraldehyde. *Technical Data Sheets 808 & 238D.*

NOMINAL DIAMETER	SIZE	CATALOG #
0.20µm	15 ml	15706-15
0.50µm	15 ml	15709-15
1.00µm	15 ml	15712-15
3.00µm	15 m	17138-15
6.00µm	5 ml	15715-5
10.0µm	2 ml	18138-2

Polymer Microspheres

Polybead® Polystyrene Violet Dyed Microspheres | HAZARD CODE: A2dmw

NOMINAL DIAMETER	SIZE	CATALOG #
0.50µm	15 ml	24064-15
0.80µm	15 ml	24065-15
1.00µm	15 ml	18134-15
3.00µm	15 ml	18135-15
6.00µm	5 ml	18136-5
10.0µm	2 ml	18139-2

Polybead® Polystyrene Red Dyed Microspheres | HAZARD CODE: A2dmw

NOMINAL DIAMETER	SIZE	CATALOG #
0.20µm	15 ml	15705-15
0.50µm	15 ml	15708-15
1.00µm	15 ml	15711-15
3.00µm	15 ml	17137-15
6.00µm	5 ml	15714-5

Polybead® Polystyrene Yellow Dyed Microspheres | HAZARD CODE: A2dmw

NOMINAL DIAMETER	SIZE	CATALOG #
0.20µm	15 ml	15707-15
0.50µm	15 ml	15710-15
1.00µm	15 ml	15713-15
3.00µm	15 ml	17139-15
6.00µm	5 ml	15716-5
10.0µm	2 ml	18337-2

Polybead® Blue Dyed Microsphere Sampler Kit | HAZARD CODE: A2dmw**19821**

CHARACTERISTICS	SIZE	CATALOG #
Kit Contains: 5ml of blue dyed monodisperse polystyrene microspheres (2.5% solids in water) for each of these nominal size: 0.2µm, 0.5µm, 1.0µm and 3.0µm.	4 x 5 ml	19821-1

Polymer Microspheres

Polybead® Dyed Microsphere Kit I | HAZARD CODE: A2dmw**16906**

CHARACTERISTICS	SIZE	CATALOG #
Kit Contains: 1ml of dyed ~1.0µm monodisperse polystyrene microspheres (2.5% solids in water) for each of these colors: red, blue, yellow, violet and unlabeled.	1 kit	16906-1

Polybead® Dyed Microsphere Kit II | HAZARD CODE: A2dmw**18336**

CHARACTERISTICS	SIZE	CATALOG #
Kit Contains: 1ml of dyed and fluorescent ~1.0µm monodisperse polystyrene microspheres (2.5% solids in water) for each of these colors: red, blue, yellow and violet, as well as Fluoresbrite YG, BB, YO, PC Red and unlabeled.	1 kit	18336-1

Be sure to check out our Dyed Protein Coated Microspheres.

POLYBEAD® CARBOXYLATE DYED MICROSPHERES

Biomolecules may be covalently immobilized to carboxyl-functionalized microspheres. Our dyed carboxyl microspheres are impregnated with vibrant dyes for optimal visualization. *Technical Data Sheets 808, 644 & 238C.*

Polybead® Carboxylate Blue Dyed Microspheres | HAZARD CODE: A2dmw

NOMINAL DIAMETER	SIZE	CATALOG #
0.30µm	15 ml	11975-15
0.50µm	15 ml	19816-15
1.00µm	15 ml	19120-15
3.00µm	5 ml	19123-5
6.00µm	5 ml	19126-5

Polybead® Carboxylate Red Dyed Microspheres | HAZARD CODE: A2dmw

NOMINAL DIAMETER	SIZE	CATALOG #
0.30µm	15 ml	24063-15
0.50µm	15 ml	19815-15
1.00µm	15 ml	19119-15
3.00µm	5 ml	19122-5
6.00µm	5 ml	19125-5

Polymer Microspheres

Polybead® Carboxylate Orange Dyed Microspheres | HAZARD CODE: A2dmw

NOMINAL DIAMETER	SIZE	CATALOG #
0.20µm	15 ml	13369-15
1.00µm	15 ml	13368-15

Polybead® Carboxylate Yellow Dyed Microspheres | HAZARD CODE: A2dmw

NOMINAL DIAMETER	SIZE	CATALOG #
0.50µm	15 ml	19817-15
1.00µm	15 ml	19121-15
3.00µm	5 ml	19124-5
6.00µm	5 ml	19127-5

Polybead® Carboxylate Green Dyed Microspheres | HAZARD CODE: A2dmw

NOMINAL DIAMETER	SIZE	CATALOG #
0.20µm	15 ml	13371-15
1.00µm	15 ml	13370-15

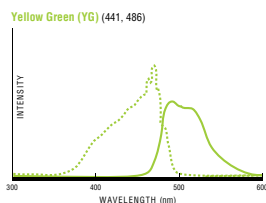
If coating is your interest, please see our Accessory Reagents.



FLUORESBRITE® FLUORESCENT MICROSPHERES

Instrument manufacturers and major diagnostic companies turn to Polysciences for our consistently superior Fluoresbrite fluorescent polystyrene microspheres. The continued developments by our polymer chemists have resulted in products that lead the market in such applications as diagnostic assays, protein-binding assays, cell tracking and flow cytometry. These microspheres are supplied in sizes with nominal diameters from 50nm to 90µm and packaged as 2.5% solids (w / v) aqueous suspensions. Our dyes match popular filter settings: BB = DAPI, PC RED = Phycoerythrin, YG = FITC, YO = Rhodamine. *Technical Data Sheets 431 & 745.*

Fluoresbrite® Yellow Green (YG) Microspheres | HAZARD CODE: A2dmw



Fluoresbrite Yellow Green (YG) Microspheres have excitation and emission spectra similar to FITC with excitation maxima of 441nm and emission maxima at 485nm. They are one of the brightest microspheres available at this wavelength and are used extensively in phagocytosis studies, flow cytometry and diagnostic assays.

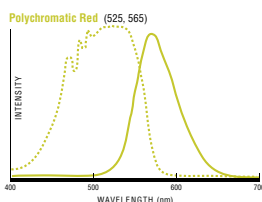
NOMINAL DIAMETER	SIZE	CATALOG #
0.05µm	10 ml	17149-10
0.10µm	10 ml	17150-10
0.20µm	10 ml	17151-10
0.50µm	10 ml	17152-10
0.75µm	10 ml	17153-10
1.00µm	10 ml	17154-10
2.00µm	5 ml	18338-5
3.00µm	2 ml	17155-2
6.00µm	2 ml	17156-2
10.0µm	2 ml	18140-2
20.0µm	2 ml	19096-2
25.0µm	2 ml	18241-2
45.0µm	2 ml	18242-2
90.0µm	2 ml	18243-2

Polymer Microspheres

Fluoresbrite® Yellow Green (YG) Microspheres, Calibration Grade | HAZARD CODE: A2dmw

This special grade of Fluoresbrite Yellow Green (YG) Microspheres has been evaluated both for particle diameter and the uniformity of the fluorescent dye distribution. Instrument manufacturers have demanded these high quality particles for their flow cytometry standards.

NOMINAL DIAMETER	SIZE	CATALOG #
0.50µm	1 ml	18859-1
1.00µm	1 ml	18860-1
2.00µm	1 ml	18604-1
3.00µm	1 ml	18861-1
6.00µm	1 ml	18862-1

Fluoresbrite® Polychromatic Red Microspheres | HAZARD CODE: A2dmw

Fluoresbrite microspheres are internally dyed fluorescent monodispersed polystyrene microspheres. Internal dyeing produces bright and stable particles, with narrow fluorescence CVs, and leaves the surface available for adsorbing various ligands. Fluoresbrite particles are routinely used in a wide range of applications, including as tracer particles and in phagocytosis assays. Polychromatic Red is a broadly excitable and emissive dye allowing flexibility in use with a variety of optical setups.

NOMINAL DIAMETER	SIZE	CATALOG #
0.50µm	5 ml	19507-5
1.00µm	5 ml	18660-5
2.00µm	2 ml	19508-2
6.00µm	2 ml	19111-2

Fluoresbrite® Multifluorescent Microspheres | HAZARD CODE: A2dmw

Offered in three sizes, each microsphere is dyed with three different fluorescent dyes with excitation maxima of 377, 517 and 588nm and emission maxima of 479, 546 and 612nm, respectively. Packaged as 2.5% solids (w/v) aqueous suspensions.

NOMINAL DIAMETER	CV%	SIZE	CATALOG #
0.20µm	5	5 ml	24050-5
0.50µm	3	5 ml	24054-5
1.00µm	3	5 ml	24062-5

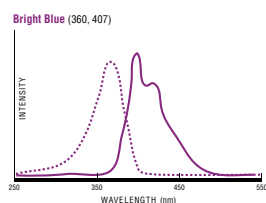
Fluoresbrite® PolyFluor® Microspheres | HAZARD CODE: A2dmw

Fluoresbrite PolyFluor Microspheres incorporate a series of polymerizable fluorescent compounds that produce fluorescence at a variety of wavelengths. These microspheres have a nominal diameter of 1.0µm. The fluorescence is uniformly distributed throughout the outer 25% of the radii of the particles. Packaged as 2.5% solids (w / v) aqueous suspensions.

CHARACTERISTICS	SIZE	CATALOG #
345 Microspheres, 1.0µm. Ex. Max (nm) 285 Em. Max. (nm) 345	10 ml	24055-10
394 Microspheres, 1.0µm. Ex. Max (nm) 339 Em. Max. (nm) 394	10 ml	24056-10
407 Microspheres, 1.0µm. Ex. Max (nm) 362 Em. Max. (nm) 407	10 ml	24057-10
511 Microspheres, 1.0µm. Ex. Max (nm) 470 Em. Max. (nm) 511	10 ml	24059-10
570 Microspheres, 1.0µm. Ex. Max (nm) 548 Em. Max. (nm) 570	10 ml	24061-10

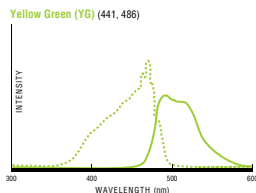
FLUORESBRITE® CARBOXYLATE MICROSPHERES

Fluoresbrite Carboxylate Microspheres are fluorescent monodisperse polystyrene microspheres that have carboxylate groups on their surfaces that can be activated for the covalent coupling of proteins. Polysciences' Fluoresbrite particles are used extensively in phagocytosis and neural retrograde transport studies, and as markers for cell-bound antigens. Packaged as 2.5% solids (w / v) aqueous suspensions. *Technical Data Sheets 644 & 238C.*

Fluoresbrite® Bright Blue (BB) Carboxylate Microspheres | HAZARD CODE: A2dmw

NOMINAL DIAMETER	SIZE	CATALOG #
0.05µm	10 ml	19773-10
0.10µm	10 ml	19774-10
0.50µm	10 ml	18339-10
1.00µm	10 ml	17458-10
1.75µm	5 ml	17686-5
4.50µm	5 ml	18340-5
6.00µm	2 ml	19102-2
10.0µm	2 ml	19103-2

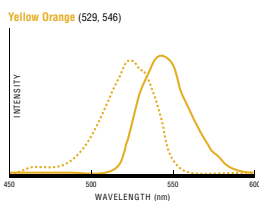
Polymer Microspheres

Fluoresbrite® Yellow Green (YG) Carboxylate Microspheres | HAZARD CODE: A2dmw

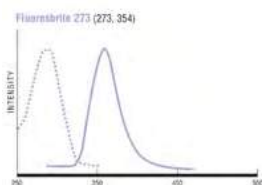
NOMINAL DIAMETER	SIZE	CATALOG #
0.05µm	10 ml	16661-10
0.10µm	10 ml	16662-10
0.20µm	10 ml	09834-10
0.30µm	10 ml	24051-10
0.35µm	10 ml	24052-10
0.40µm	10 ml	24053-10
0.50µm	10 ml	15700-10
0.75µm	10 ml	07766-10
1.00µm	10 ml	15702-10
1.50µm	10 ml	09719-10
1.75µm	5 ml	17687-5
2.00µm	5 ml	09847-5
3.00µm	5 ml	17147-5
4.50µm	5 ml	16592-5
6.00µm	2 ml	18141-2
10.0µm	2 ml	18142-2

Fluoresbrite® Yellow Orange (YO) Carboxylate Microspheres | HAZARD CODE: A2dmw

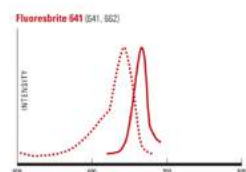
YO has limited water solubility and some leaching may occur with rigorous washing.



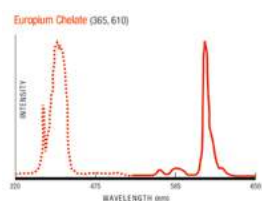
NOMINAL DIAMETER	SIZE	CATALOG #
0.05µm	10 ml	19775-10
0.10µm	10 ml	18719-10
0.20µm	10 ml	19391-10
0.50µm	10 ml	18720-10
1.00µm	10 ml	18449-10
1.75µm	5 ml	19392-5
3.00µm	5 ml	19393-5
4.50µm	5 ml	19394-5
6.00µm	2 ml	19395-2

Fluoresbrite® 273 Carboxylate Microspheres 1.75µm**17685**

SIZE	CATALOG #
1 ml	17685-1
5 ml	17685-5

Fluoresbrite® 641 Carboxylate Microspheres 1.75µm**17797**

SIZE	CATALOG #
1 ml	17797-1

Fluoresbrite® Europium (Eu) Chelate Carboxylate Microspheres | HAZARD CODE: A2dmw

Polysciences offers Fluoresbrite Europium (Eu) Chelate Carboxylate Microspheres in diameters of 0.1µm, 0.2µm and 0.3µm to address the needs of individual assays, including immunochromatographic and microwell-based formats. Our Europium products offer extremely bright fluorescence and exceptional stability, in addition to well-functionalized carboxylated surfaces for the covalent attachment of ligand. Ex. max = 365nm Em. max = 610nm. *Technical Data Sheet 915.*


NOMINAL DIAMETER	SIZE	CATALOG #
0.10µm	1 ml	25488-1
0.10µm	5 ml	25488-5
0.10µm	10 ml	25488-10
0.20µm	1 ml	25489-1
0.20µm	5 ml	25489-5
0.20µm	10 ml	25489-10
0.30µm	1 ml	25490-1
0.30µm	5 ml	25490-5
0.30µm	10 ml	25490-10

Fluoresbrite® Europium (Eu) Chelate Carboxylate Microsphere Sampler Pack | HAZARD CODE: A2dmw**BLI21960**

Europium (III) nanoparticles offer exceptional stability, in addition to well-functionalized carboxylated surfaces for the covalent attachment of ligand. Our Eu (III) nanoparticles have been used to develop highly sensitive assays (microplate, lateral flow) based on time-resolved (TRF) fluorescence and as particulate labels in chemiluminescence assays.

CHARACTERISTICS	SIZE	CATALOG #
Kit Contains: 1ml each of Nominal Diameter of 0.10µm, 0.20µm, 0.30µm	1 kit	BLI21960-1

Polymer Microspheres

Fluoresbrite® Carboxylate Color Range Kit II | HAZARD CODE: A2dmw**19839**

CHARACTERISTICS	SIZE	CATALOG #
Kit Contains: 1ml each of ~0.50µm Fluoresbrite monodisperse polystyrene microspheres (2.5% solids [w / v] in aqueous suspension) containing dyes with these excitation maxima: 273nm, 360nm, 441nm, 529nm, 641nm and 763nm.	1 kit	19839-1

Fluoresbrite® Carboxylate Size Range Kit I | HAZARD CODE: A2dmw**21636**

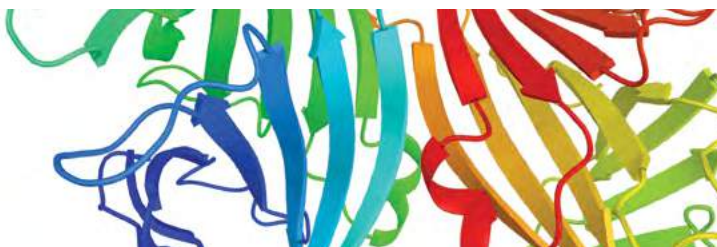
Polysciences' Size Range Kits allow you to evaluate which fluorescent particle size performs optimally for your specific application. These yellow green (YG) beads are economically-packaged in 1ml volumes.

CHARACTERISTICS	SIZE	CATALOG #
Kit Contains: 1ml of Fluoresbrite monodisperse microspheres (2.5% solids in water) for each of these nominal sizes: 0.10µm, 0.20µm, 0.50µm, 0.75µm and 1.0µm.	1 kit	21636-1

Fluoresbrite® Carboxylate Size Range Kit II | HAZARD CODE: A2dmw**21637**

Polysciences' Size Range Kits allow you to evaluate which fluorescent particle size performs optimally for your specific application. These yellow green (YG) beads are economically-packaged in 1ml volumes.

CHARACTERISTICS	SIZE	CATALOG #
Kit Contains: 1ml of Fluoresbrite monodisperse microspheres (2.5% solids in water) for each of these nominal sizes: 1.75µm, 2.0µm, 3.0µm, 4.5µm and 6.0µm.	1 kit	21637-1



PROTEIN CONJUGATED MICROSPHERES

We offer antibodies, Protein A and Protein G covalently coupled to fluorescent YG, non-fluorescent and blue dyed polystyrene microspheres. Antibody-conjugated microspheres can be used to detect and deplete trace amounts of specific antigens in solution. Microspheres coupled with Protein A and Protein G will bind to the Fc portion of antibodies raised in most mammals. *Technical Data Sheet 615.*

Our protein conjugated microspheres have a nominal diameter of 1.0 μ m and are packaged as 1.25% solids (w / v) aqueous suspensions. Proteins of your choice can be coupled to microspheres on a custom basis.

Streptavidin Conjugated Microspheres | HAZARD CODE: A2dmw

Streptavidin is covalently coupled to undyed and Fluoresbrite YG (excitation: 441nm, emission: 486nm) polystyrene microspheres. Packaged as 1.25% solids (w / v) aqueous suspensions. *Technical Data Sheet 616. Requires cold pack.*

CHARACTERISTICS	NOMINAL DIAMETER	SIZE	CATALOG #
Streptavidin Undyed Microspheres	1.0 μ m	1 ml	24162-1
	1.0 μ m	5 ml	24162-5
	2.0 μ m	1 ml	24160-1
	2.0 μ m	5 ml	24160-5
	6.0 μ m	1 ml	24158-1
	6.0 μ m	5 ml	24158-5
Streptavidin Fluoresbrite YG Microspheres	1.0 μ m	1 ml	24161-1
	1.0 μ m	5 ml	24161-5
	2.0 μ m	1 ml	24159-1
	2.0 μ m	5 ml	24159-5
	6.0 μ m	1 ml	24157-1
	6.0 μ m	5 ml	24157-5

Polymer Microspheres

Biotin Conjugated Microspheres | HAZARD CODE: A2dmw

Biotin is covalently coupled to undyed and Fluoresbrite® YG (excitation: 441nm, emission: 486nm) polystyrene microspheres. Packaged as 1.25% solids (w / v) aqueous suspensions. *Technical Data Sheet 616.*

CHARACTERISTICS	NOMINAL DIAMETER	SIZE	CATALOG #
Biotin Undyed Microspheres	2.0µm	1 ml	24172-1
	2.0µm	5 ml	24172-5
Biotin Fluoresbrite YG Microspheres	2.0µm	1 ml	24173-1
	2.0µm	5 ml	24173-5

Protein A Microspheres | HAZARD CODE: A2dmx

Requires cold pack. Technical Data Sheet 615.

CHARACTERISTICS	NOMINAL DIAMETER	SIZE	CATALOG #
Protein A Undyed Microspheres	1.0µm	1 ml	17698-1
Protein A Fluoresbrite YG Microspheres	1.0µm	1 ml	17845-1

Protein G Microspheres | HAZARD CODE: A2dmx


Requires cold pack. Technical Data Sheet 615.

CHARACTERISTICS	NOMINAL DIAMETER	SIZE	CATALOG #
Protein G Undyed Microspheres	1.0µm	1 ml	21106-1
Protein G Blue Dyed Microspheres	1.0µm	1 ml	21105-1
Protein G Fluoresbrite YG Microspheres	1.0µm	1 ml	21107-1

anti-Rabbit IgG (H&L) Microspheres | HAZARD CODE: A2dmx

Requires cold pack. Technical Data Sheet 615.

CHARACTERISTICS	NOMINAL DIAMETER	SIZE	CATALOG #
anti-Rabbit IgG (H&L) Blue Dyed Microspheres	1.0µm	1 ml	17696-1
anti-Rabbit IgG (H&L) Fluoresbrite YG Microspheres	1.0µm	1 ml	17844-1



SILICA MICROSPHERES

Inorganic supports, such as silica microspheres offer the combined benefits of working with a bead platform and the unique properties of a silica substrate, including: flexibility, large specific surface area, improved binding kinetics over planar surfaces, robust statistics, flexible silanization chemistries, unique refractive index and density, low autofluorescence, low nonspecific binding of many biomolecules, hydrophilicity, and easy manipulation.

Silica Microspheres, Colloidal | HAZARD CODE: A2dmx

Colloidal silica products are offered as 5% solids dispersions of amorphous silica particles in water with NaOH as a stabilizer. Like our larger silica microspheres, colloidal silica particles may be functionalized by reaction with organosilanes. *Technical Data Sheet 792.*

CHARACTERISTICS	NOMINAL DIAMETER	% SOLIDS	SIZE	CATALOG #
Silica Microspheres (broad distribution, colloidal)	0.01µm	5	10 ml	24298-10
Silica Microspheres (colloidal)	0.05µm	5	10 ml	24040-10
	0.10µm	5	10 ml	24041-10

Silica Microspheres, Plain (Hydrophilic) | HAZARD CODE: A2dmx

Uniform, non-porous silica (SiO₂) microspheres are available in diameters of ~150nm - 5µm. These particles typically have size CVs of 10 - 15%. Inorganic supports such as silica microspheres have become increasingly important for a variety of applications, including isolation of nucleic acids, cell separation and immuno- and DNA-based assays. They offer the combined benefits of a bead platform and the unique properties of a silica substrate such as: flexible silanization chemistries, low autofluorescence and low nonspecific binding of many biomolecules. *Technical Data Sheet 635.*

NOMINAL DIAMETER	% SOLIDS	SIZE	CATALOG #
0.15µm	10	15 ml	24320-15
0.3µm	10	15 ml	24321-15
0.4µm	10	15 ml	24322-15
0.5µm	10	15 ml	24323-15
0.7µm	10	15 ml	24324-15
0.9µm	10	15 ml	24325-15
1.0µm	10	15 ml	24326-15
1.5µm	10	15 ml	24327-15
2.0µm	10	15 ml	24328-15
2.5µm	10	15 ml	24329-15
3.0µm	10	15 ml	24330-15
4.0µm	10	15 ml	24331-15
5.0µm	10	15 ml	24332-15

Silica Microspheres

Silica Microspheres, Dry | HAZARD CODE: A2g

Monodisperse silica microspheres in dry form. Available in nominal diameters ranging from: 0.3 - 6.0µm.
Technical Data Sheet 635.

NOMINAL DIAMETER	SIZE	CATALOG #
0.3µm	1.5 g	25341-1.5
0.5µm	1.5 g	25342-1.5
1.0µm	1.5 g	25343-1.5
1.5µm	1.5 g	25344-1.5
2.5µm	1.5 g	25345-1.5
3.0µm	1.5 g	25346-1.5
4.0µm	1.5 g	25347-1.5
5.0µm	1.5 g	25348-1.5

Silica Microspheres, Amine | HAZARD CODE: A2g

Amine functionalized, 100% solids. Available with nominal diameters from 0.5 - 5.0µm to allow the researcher to tailor their product design for specific assays. *Technical Data Sheet 635.*

NOMINAL DIAMETER	SIZE	CATALOG #
0.5µm	1 g	24756-1
1.0µm	1 g	24757-1
5.0µm	1 g	24758-1

Silica Microspheres, Carboxyl | HAZARD CODE: A2g

Carboxylic Acid functionalized, 100% solids. Available with nominal diameters from 0.5 - 5.0µm to allow the researcher to tailor their product design for specific assays. *Technical Data Sheet 635.*

NOMINAL DIAMETER	SIZE	CATALOG #
0.5µm	1 g	24753-1
1.0µm	1 g	24754-1
5.0µm	1 g	24755-1


Silica Microspheres, Streptavidin | HAZARD CODE: A2dmwx

Streptavidin coated, 1% solids. Streptavidin modified microspheres bind biotinylated ligands easily and with great affinity. Offered as a 1% dispersion in water. Available with nominal diameters from 0.5 - 5.0µm. *Requires cold pack.*
Technical Data Sheet 635.

NOMINAL DIAMETER	SIZE	CATALOG #
0.5µm	2 ml	24759-2
1.0µm	2 ml	24760-2
5.0µm	2 ml	24761-2

We also carry a selection of Glass Beads, under Additional Microspheres.

QUANTUMPLEX™ MULTIPLEXING PLATFORMS



The microsphere populations in QuantumPlex five-bead kits are encoded with different intensities of Starfire Red, and microspheres in our ten-bead kits are distinguished by both fluorescence intensity and size. Starfire Red is a fluorescent dye with unique characteristics that make it ideal for multiplexing applications. The dye's broad excitation band allows it to be excited at a number of wavelengths, and it emits in the red channel (e.g. PE-Cy™5, APC) with very little carryover into lower wavelengths, leaving other detectors available for determination of positive binding events via common reporters such as FITC and PE.

QuantumPlex kits are available with two different surfaces to accommodate the coating strategy of choice: carboxyl or streptavidin. *Technical Data Sheets PDS 215 and PDS 235.*

QuantumPlex™ | HAZARD CODE: A2dmw

CHARACTERISTICS	NOMINAL DIAMETER	SIZE	CATALOG #
Carboxyl (5 dye intensities) - 100 Data Points	4.4µm	5 x 1 ml	BLI235A-1
Carboxyl (5 dye intensities) - 500 Data Points	4.4µm	5 x 5 ml	BLI235B-5
Carboxyl (5 dye intensities) - 1000 Data Points	4.4µm	5 x 10 ml	BLI235C-10
Carboxyl (5 dye intensities) - 100 Data Points	5.5µm	5 x 1 ml	BLI238A-1
Carboxyl (5 dye intensities) - 500 Data Points	5.5µm	5 x 5 ml	BLI238B-5
Carboxyl (5 dye intensities) - 1000 Data Points	5.5µm	5 x 10 ml	BLI238C-10
Carboxyl (2 x 5 dye intensities) - 200 Data Points	4.4 & 5.5µm	10 x 1 ml	BLI239A-2
Carboxyl (2 x 5 dye intensities) - 1000 Data Points	4.4 & 5.5µm	10 x 5 ml	BLI239B-10
Carboxyl (2 x 5 dye intensities) - 2000 Data Points	4.4 & 5.5µm	10 x 10 ml	BLI239C-20
Streptavidin (5 dye intensities) - 100 Data Points	4.4µm	5 x 1 ml	BLI215A-1
Streptavidin (5 dye intensities) - 500 Data Points	4.4µm	5 x 5 ml	BLI215B-5
Streptavidin (5 dye intensities) - 1000 Data Points	4.4µm	5 x 10 ml	BLI215C-10
Streptavidin (5 dye intensities) - 100 Data Points	5.5µm	5 x 1 ml	BLI218A-1
Streptavidin (5 dye intensities) - 500 Data Points	5.5µm	5 x 5 ml	BLI218B-5
Streptavidin (5 dye intensities) - 1000 Data Points	5.5µm	5 x 10 ml	BLI218C-10
Streptavidin (2 x 5 dye intensities) - 200 Data Points	4.4 & 5.5µm	10 x 1 ml	BLI219A-2
Streptavidin (2 x 5 dye intensities) - 1000 Data Points	4.4 & 5.5µm	10 x 5 ml	BLI219B-10
Streptavidin (2 x 5 dye intensities) - 2000 Data Points	4.4 & 5.5µm	10 x 10 ml	BLI219C-20

QuantumPlex™ Multiplexing Platforms

QuantumPlex™ SP | HAZARD CODE: A2dmw

QuantumPlex SP (Single Population) is useful for the development of simplex flow cytometric assays, or the optimization of attachment chemistry and assay parameters before transitioning to a multiplexed format.

Technical Data Sheets PDS 214 and PDS 234.

CHARACTERISTICS	NOMINAL DIAMETER	SIZE	CATALOG #
Carboxyl	4.4µm	1 ml	BLI234A-1
Carboxyl	4.4µm	3 ml	BLI234B-3
Carboxyl	5.5µm	1 ml	BLI237A-1
Carboxyl	5.5µm	3 ml	BLI237B-3
Streptavidin	4.4µm	1 ml	BLI214A-1
Streptavidin	4.4µm	3 ml	BLI214B-3
Streptavidin	5.5µm	1 ml	BLI217A-1
Streptavidin	5.5µm	3 ml	BLI217B-3

QuantumPlex™M | HAZARD CODE: A2dmw

QuantumPlexM is an innovative magnetic bead kit for multiple analyte detection research applications in flow cytometry. QuantumPlexM results in flexible, efficient and cost-effective research. The carboxyl populations are at a concentration of $\sim 1 \times 10^8$ beads/ml, while the streptavidin populations are at a concentration of $\sim 1 \times 10^6$ beads/ml.

Technical Data Sheets PDS 250 and PDS 252.

CHARACTERISTICS	NOMINAL DIAMETER	SIZE	CATALOG #
Carboxyl (5 dye intensities)	~6µm Magnetic	5 x 1 ml	BLI250A-1
Carboxyl (5 dye intensities)	~6µm Magnetic	5 x 5 ml	BLI250B-5
Carboxyl (5 dye intensities)	~6µm Magnetic	5 x 10 ml	BLI250C-10
Streptavidin (5 dye intensities)	~6µm Magnetic	5 x 1 ml	BLI252A-1
Streptavidin (5 dye intensities)	~6µm Magnetic	5 x 5 ml	BLI252B-5
Streptavidin (5 dye intensities)	~6µm Magnetic	5 x 10 ml	BLI252C-10

QuantumPlex™M SP | HAZARD CODE: A2dmw

QuantumPlexM is also available as a Single Population. *Technical Data Sheets PDS 251 and PDS 253.*


CHARACTERISTICS	NOMINAL DIAMETER	SIZE	CATALOG #
Carboxyl	~6µm Magnetic	1 ml	BLI251A-1
Carboxyl	~6µm Magnetic	3 ml	BLI251B-3
Streptavidin	~6µm Magnetic	1 ml	BLI253A-1
Streptavidin	~6µm Magnetic	3 ml	BLI253B-3

Magnetic Microspheres & Particles



MAGNETIC MICROSPHERES AND PARTICLES

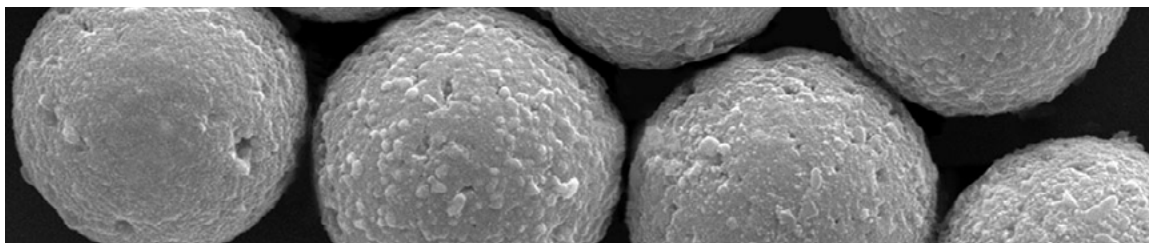
Superparamagnetic particles have been utilized extensively in diagnostic and other research applications for the capture of biomolecules and cells. They confer a number of benefits, including ease of separation and suitability for automation. Our comprehensive magnetic particle offerings allow us to address the unique requirements of specific assay systems, with options for particle diameter, morphology, surface properties, separation profile and other characteristics.

Magnefy™ | HAZARD CODE: A2dmw

Magnefy ~1 μ m high-performance superparamagnetic microspheres. As high surface area / high surface titer microparticles with a rapid separation profile, Magnefy offer a performance-driven solid phase for magnetic particle-based applications, including SPRI-based total DNA isolation (COOH), and molecular- and immunoassays. Contact us today to explore using Magnefy as your OEM magnetic SPRI bead.

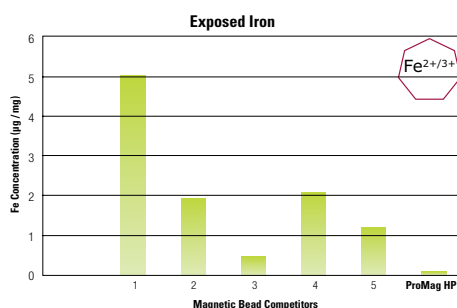
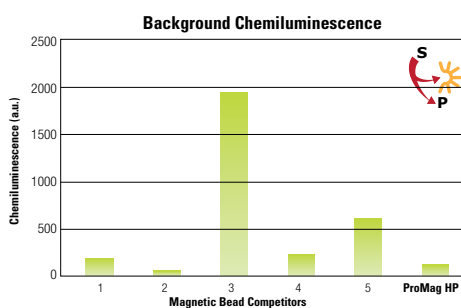
CHARACTERISTICS	NOMINAL DIAMETER	SIZE	CATALOG #
Carboxyl - 10% Solids	1.0 μ m	5 ml	26410-5
Carboxyl - 10% Solids	1.0 μ m	10 ml	26410-10
Carboxyl - 10% Solids	1.0 μ m	25 ml	26410-25
Carboxyl - 10% Solids	1.0 μ m	100 ml	26410-100
Streptavidin - 1% Solids	1.0 μ m	1 ml	26444-1
Streptavidin - 1% Solids	1.0 μ m	2 ml	26444-2
Streptavidin - 1% Solids	1.0 μ m	5 ml	26444-5
Streptavidin - 1% Solids	1.0 μ m	10 ml	26444-10

Magnetic Microspheres & Particles




ProMag® HP | HAZARD CODE: A2dmw

ProMag High Performance (HP) are a new generation of magnetic microspheres engineered for use in your most sensitive assays. In addition to superior handling and coating characteristics, ProMag HP possess the exceptionally low background chemiluminescence and stringent iron sequestration needed to achieve highest signal-to-noise ratios. *Technical Data Sheet 1003.*



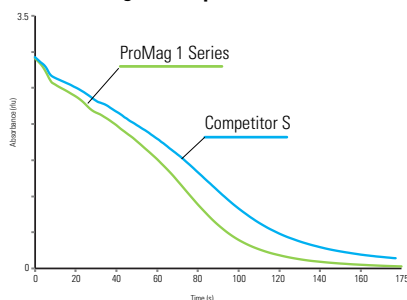
CHARACTERISTICS	NOMINAL DIAMETER	SIZE	CATALOG #
Carboxyl - 2.5% Solids	3µm	5 ml	25509-5
Carboxyl - 2.5% Solids	3µm	25 ml	25509-25
Streptavidin - 1% Solids - <i>Requires cold pack.</i>	3µm	1 ml	25508-1
Streptavidin - 1% Solids - <i>Requires cold pack.</i>	3µm	2 ml	25508-2
Streptavidin - 1% Solids - <i>Requires cold pack.</i>	3µm	5 ml	25508-5
Streptavidin - 1% Solids - <i>Requires cold pack.</i>	3µm	10 ml	25508-10



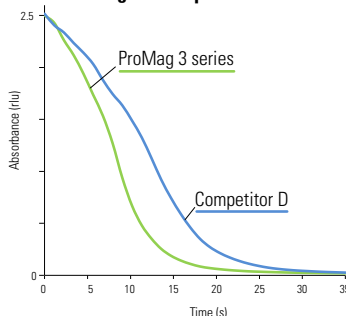
ProMag® | HAZARD CODE: A2dmw

Offered in 1µm and 3µm diameters, ProMag are polymer-based magnetic spheres that support diagnostic applications requiring highly uniform, high-binding beads and fast separation times. ProMag also have a proprietary surface to reduce nonspecific binding in protein-based systems. *Technical Data Sheet 755.*

Magnetic Separation Rate



Magnetic Separation Rate



CHARACTERISTICS	NOMINAL DIAMETER	SIZE	CATALOG #
1 Series • Carboxyl - 2.5% Solids	1µm	5 ml	25029-5
1 Series • Carboxyl - 2.5% Solids	1µm	25 ml	25029-25
3 Series • Carboxyl - 2.5% Solids	3µm	5 ml	86055-5
3 Series • Carboxyl - 2.5% Solids	3µm	25 ml	86055-25
3 Series • Amine - 2.5% Solids	3µm	5 ml	25510-5
3 Series • Amine - 2.5% Solids	3µm	25 ml	25510-25
1 Series • Streptavidin - 1% Solids - <i>Requires cold pack.</i>	1µm	1 ml	25031-1
1 Series • Streptavidin - 1% Solids - <i>Requires cold pack.</i>	1µm	2 ml	25031-2
1 Series • Streptavidin - 1% Solids - <i>Requires cold pack.</i>	1µm	5 ml	25031-5
1 Series • Streptavidin - 1% Solids - <i>Requires cold pack.</i>	1µm	10 ml	25031-10
3 Series • Streptavidin - 1% Solids - <i>Requires cold pack.</i>	3µm	1 ml	86056-1
3 Series • Streptavidin - 1% Solids - <i>Requires cold pack.</i>	3µm	2 ml	86056-2
3 Series • Streptavidin - 1% Solids - <i>Requires cold pack.</i>	3µm	5 ml	86056-5
3 Series • Streptavidin - 1% Solids - <i>Requires cold pack.</i>	3µm	10 ml	86056-10

Magnetic Microspheres & Particles

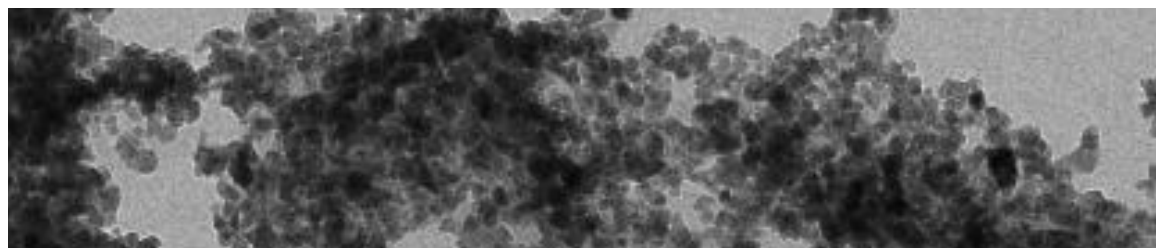
ProMag® Protein G | HAZARD CODE: A2dmwx

CHARACTERISTICS	NOMINAL DIAMETER	SIZE	CATALOG #
Protein G 3 Series • 1% Solids - <i>Requires cold pack.</i>	3µm	1 ml	25512-1
Protein G 3 Series • 1% Solids - <i>Requires cold pack.</i>	3µm	2 ml	25512-2
Protein G 3 Series • 1% Solids - <i>Requires cold pack.</i>	3µm	5 ml	25512-5
Protein G 3 Series • 1% Solids - <i>Requires cold pack.</i>	3µm	10 ml	25512-10

Magnetic Sampler Packs

Our many magnetic particle products uniquely address a wide range of applications in the life sciences, including cell isolations, affinity purifications, immunoassays, molecular assays. For development efforts, our Magnetic Particle Sampler Packs allow you to test different particles to find which yield optimal performance characteristics in your specific system. We've taken our popular magnetic particles & packaged them together for your convenience offering, Magnefy™, BioMag®Plus, ProMag® 1 Series and ProMag® HP 3 Series.

CHARACTERISTICS	CATALOG #
Carboxyl Magnetic Sampler Pack, MFY0002, Magnefy™COOH - 5mL (5% solids) 50mg/mL, PMC1N, ProMag Series 1 COOH - 5mL (2.5% solids) 25mg/mL, PMC3HP, ProMag HP 3µm COOH - 5mL (2.5% solids) 25mg/mL, BP618, BioMagPlus COOH - 5mL (2% solids) 20mg/mL	BLI21940-1
Streptavidin Magnetic Sampler Pack, MFYS1N, Magnefy 1µm SA - 1mL (1% solids), PMS1N, ProMag 1 Series SA - 1mL (1% solids) 10mg/mL, PMS3HP, ProMag HP 3µm SA - 1mL (1% solids) 10mg/mL, BP628, BioMagPlus SA - 2mL (0.5% solids) 5mg/mL	BLI21950-1



BIOMAG®, BIOMAG®PLUS AND BIOMAG® MAXI

BioMag, BioMag Plus and BioMag Maxi are high performance superparamagnetic microparticles widely used for the efficient separation of cells and purification of biomolecules. We offer three BioMag particle types: BioMag, BioMag Plus and BioMag Maxi. BioMag are ~1.5µm, while BioMag Plus are ~1.0µm and BioMag Maxi particles are ~6µm.

BIOMAG® FUNCTIONALIZED

BioMag® Amine Magnetic Immobilization Kit | HAZARD CODE: A2mw

84001K

The BioMag Magnetic Immobilization Kit works with our BioMag Amine particles to conjugate your proteins to magnetic amine particles.

CHARACTERISTICS	SIZE	CATALOG #
Kit Contains: Unconjugated BioMag Amine particles (Cat. #84100), BioMag Flask Separator (Cat. #84101S) and ultrapure glutaraldehyde for conjugating your protein.	1 kit	84001K-1

Magnetic Microspheres & Particles

BioMag® Amine | HAZARD CODE: A2dmw**84100**

CHARACTERISTICS	SIZE	CATALOG #
Concentration: 50 mg/ml Stoichiometry: 240 µmol/g	10 ml	84100-10
Concentration: 50 mg/ml Stoichiometry: 240 µmol/g	100 ml	84100-100

BioMag® Plus Amine | HAZARD CODE: A2dmw**86001**

BioMag Plus Amine particles offer a high level of amine functionality on magnetically responsive particles. Covalent attachment of proteins can be done via a reaction with glutaraldehyde. *Technical Data Sheet 617.*

CHARACTERISTICS	SIZE	CATALOG #
Provided as a suspension at 50 mg/ml.	10 ml	86001-10

BioMag® Plus Amine Protein Coupling Kit | HAZARD CODE: HOV6d**86000**

The BioMag Plus Amine Protein Coupling Kit provides all reagents necessary for the covalent attachment of proteins to BioMag Plus Amine superparamagnetic particles. Contents of kit are sufficient for five coupling reactions. *Technical Data Sheet 617.*

CHARACTERISTICS	SIZE	CATALOG #
Kit Contains: 25ml BioMag Plus Amine (Cat. #86001), 2 x 10ml glutaraldehyde (EM Grade, 25%), 5 x 50ml conical centrifuge tubes, BioMag MultiSep Magnetic Separator (Cat. #85200-1), 2 x 125ml Pyridine Wash Buffer (PWB), 2 x 125ml Quenching Solution (1M Glycine, pH 8.0) and 125ml Wash Buffer.	1 kit	86000-1

BioMag® Carboxyl | HAZARD CODE: A2dmw**84125**

CHARACTERISTICS	SIZE	CATALOG #
Concentration: 20 mg/ml Stoichiometry: 240 µmol/g	10 ml	84125-10
Concentration: 20 mg/ml Stoichiometry: 240 µmol/g	100 ml	84125-100

BioMag® Plus Carboxyl | HAZARD CODE: A2dmw**86011**

BioMag Plus Carboxyl superparamagnetic particles are provided for the covalent attachment of proteins using carbodiimide (EDAC method). *Technical Data Sheet 618.*

CHARACTERISTICS	SIZE	CATALOG #
Provided as a suspension at 20 mg/ml	10 ml	86011-10

Magnetic Microspheres & Particles

BioMag® Plus Carboxyl Protein Coupling Kit | HAZARD CODE: HO6bd**86010**

The BioMag Plus Carboxyl Protein Coupling Kit includes all of the reagents necessary for the covalent attachment of proteins to BioMag Plus Carboxyl superparamagnetic particles. Contents of kit are sufficient for five coupling reactions. *Technical Data Sheet 618.*

CHARACTERISTICS	SIZE	CATALOG #
Kit Contains: 2.5ml BioMag Plus Carboxyl (Cat. #86011), 0.10g EDAC (1-ethyl-3-(3-dimethylaminopropyl) carbodiimide), 5 x 15ml conical centrifuge tubes, BioMag MultiSep Magnetic Separator (Cat. #85200-1), 2 x 175ml 0.05M MES buffer (pH 5.2), 25ml Quenching Solution (1.0M Glycine, pH 8.0) and 125ml Wash Buffer.	1 kit	86010-1

BioMag® Maxi, ~6µm | HAZARD CODE: A2dmw

BioMag Maxi are irregularly-shaped iron oxide particles of ~6µm in size. It has been shown that larger, denser particles are more efficient in immunomagnetic capture assays, particularly in viscous solutions. *Technical Data Sheet #722.*

CHARACTERISTICS	SIZE	CATALOG #
Amine (Concentration 50 mg/ml)	10 ml	84140-10
Carboxyl (Concentration 20 mg/ml)	10 ml	84130-10

BIOMAG® BINDING PROTEINS

BioMag® Streptavidin | HAZARD CODE: A2dmw**84660**

CHARACTERISTICS	SIZE	CATALOG #
Concentration: 5 mg/ml - <i>Requires cold pack.</i>	5 ml	84660-5
Concentration: 5 mg/ml - <i>Requires cold pack.</i>	50 ml	84660-50

BioMag® Plus Streptavidin | HAZARD CODE: A2dmw**86031**

BioMag Plus Streptavidin Particles are a suspension of superparamagnetic particles approximately 1µm in size, covalently attached to streptavidin. BioMag Plus Streptavidin allows for capture of biotinylated oligonucleotides, proteins, dNTPs and other molecules. *Technical Data Sheet 621. Requires cold pack*

CHARACTERISTICS	SIZE	CATALOG #
Provided as a suspension at ~5mg per ml.	10 ml	86031-10

BioMag® Plus Streptavidin / Biotin Binding Starter Kit | HAZARD CODE: A2dmw**86030**

This kit contains all reagents needed for the attachment of biotinylated proteins to BioMag Plus superparamagnetic particles. Contents of kit are sufficient for five coupling reactions. *Technical Data Sheet #621*

CHARACTERISTICS	SIZE	CATALOG #
Kit Contains: 5ml of BioMag Plus Streptavidin (Cat. #86031), 250ml Coupling / Wash Buffer, BioMag MultiSep Magnetic Separator (Cat. #85200-1) and 5 x 15ml conical centrifuge tubes. - <i>Requires cold pack.</i>	1 kit	86030-1

Magnetic Microspheres & Particles

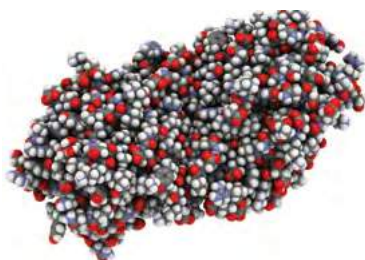
BioMag® Streptavidin, Nuclease-Free | HAZARD CODE: A2dmw**8MB4804**

BioMag Streptavidin, Nuclease-Free is a suspension of BioMag Streptavidin particles for immobilizing biotinylated nucleic acids. *Requires cold pack.*

SIZE	CATALOG #
10 ml	8MB4804-10
25 ml	8MB4804-25
100 ml	8MB4804-1

BioMag® Proteins A & G | HAZARD CODE: A2dm

CHARACTERISTICS	SIZE	CATALOG #
Protein A Concentration: 5 mg/ml - <i>Requires cold pack.</i>	2 ml	84600-2
Protein A Concentration: 5 mg/ml - <i>Requires cold pack.</i>	10 ml	84600-10
Protein G Concentration: 5 mg/ml - <i>Requires cold pack.</i>	2 ml	84605-2
Protein G Concentration: 5 mg/ml - <i>Requires cold pack.</i>	10 ml	84605-10



Con A- and WGA coated BioMag Plus microparticles provide a convenient means for isolating glycoproteins from serum or cell lysate, and for investigating other lectin/glycan-mediated processes. The BioMag Plus magnetic particle format provides high surface area, and permits easy and efficient separations.

BioMag® Plus Concanavalin A | HAZARD CODE: A2dmw**86057**

BioMag Plus Concanavalin A (Con A) coated microparticles provide a convenient means for isolating mannosyl and glucosyl-containing glycoproteins and polysaccharides from serum or cell lysate, or for investigating other lectin / glycan-mediated processes. The BioMag Plus magnetic particle format provides high surface area and permits easy and efficient separations. BioMag Con A is used to adhere magnetic particles to cell nuclei for CUT&RUN, a chromatin profiling protocol that has several key advantages over chromatin immunoprecipitation (ChIP). *Technical Data Sheet 766. Requires cold pack.*

SIZE	CATALOG #
3 ml	86057-3
10 ml	86057-10

Magnetic Microspheres & Particles

BioMag® Plus Wheat Germ Agglutinin | HAZARD CODE: A2dmw**86054**

The unique saccharide-binding properties of plant lectins, such as wheat germ agglutinin (WGA), have made them useful for the study of glycosylated proteins. Lectins have been used in cell adhesion studies, to effect lymphocyte activation, and to explore carbohydrate-based therapeutics.

Our WGA coated BioMag Plus microparticles provide a convenient means for isolating N-acetylglucosamine-containing glycoproteins from cell lysate or to explore other lectin / glycan-mediated processes. The BioMag Plus magnetic particle format provides high surface area, and permits easy and efficient separations. *Technical Data Sheet 759. Requires cold pack.*

SIZE	CATALOG #
3 ml	86054-3
10 ml	86054-10

BioMag® Secondary Antibody Particles | HAZARD CODE: A2dmw

CHARACTERISTICS	CONCENTRATION	BINDING CAPACITY	SIZE	CATALOG #
Goat anti-Human IgG - <i>Requires cold pack.</i>	1 mg/ml	>0.10 mg/ml	50 ml	84320-50
Goat anti-Human IgG (Fc Specific) - <i>Requires cold pack.</i>	5 mg/ml	>0.20 mg/ml	50 ml	84324-50
Goat anti-Human IgM - <i>Requires cold pack.</i>	1 mg/ml	>0.15 mg/ml	50 ml	84325-50
Goat anti-Mouse IgG - <i>Requires cold pack.</i>	1 mg/ml	>0.20 mg/ml	50 ml	84340-50
Goat anti-Mouse IgG - <i>Requires cold pack.</i>	1 mg/ml	>0.20 mg/ml	500 ml	84340-500
Goat anti-Mouse IgG (Fc Specific) - <i>Requires cold pack.</i>	5 mg/ml	>0.15 mg/ml	50 ml	84344-50
Goat anti-Mouse IgG (Fc Specific) - <i>Requires cold pack.</i>	5 mg/ml	>0.15 mg/ml	500 ml	84344-500
Goat anti-Mouse IgM - <i>Requires cold pack.</i>	1 mg/ml	>0.20 mg/ml	50 ml	84350-50
Goat anti-Mouse IgM - <i>Requires cold pack.</i>	1 mg/ml	>0.20 mg/ml	500 ml	84350-500
Goat anti-Rabbit IgG - <i>Requires cold pack.</i>	1 mg/ml	>0.20 mg/ml	50 ml	84300-50
Goat anti-Rabbit IgG - <i>Requires cold pack.</i>	1 mg/ml	>0.20 mg/ml	500 ml	84300-500
Goat anti-Rat IgG - <i>Requires cold pack.</i>	1 mg/ml	>0.15 mg/ml	50 ml	84330-50
Goat anti-Rat IgG - <i>Requires cold pack.</i>	1 mg/ml	>0.15 mg/ml	500 ml	84330-500
Goat anti-Rat IgG (Fc Specific) - <i>Requires cold pack.</i>	5 mg/ml	>0.20 mg/ml	50 ml	84334-50
Goat anti-Rat IgG (Fc Specific) - <i>Requires cold pack.</i>	5 mg/ml	>0.20 mg/ml	500 ml	84334-500
Goat anti-Rat IgM - <i>Requires cold pack.</i>	5 mg/ml	>0.10 mg/ml	50 ml	84335-50
Goat anti-Rat IgM - <i>Requires cold pack.</i>	5 mg/ml	>0.10 mg/ml	500 ml	84335-500

BioMag® Plus Goat anti-Mouse IgG Secondary Antibody Particles | HAZARD CODE: A2dmw**86021**

Technical Data Sheet 619.

CHARACTERISTICS	SIZE	CATALOG #
Concentration: 1 mg/ml Binding Capacity: >0.20 mg/ml - <i>Requires cold pack.</i>	50 ml	86021-50

Magnetic Microspheres & Particles

BioMag® Plus Goat anti-Mouse IgG Particle Antibody Coupling Starter Kit | HAZARD CODE: A2dmw **86020**

This kit includes all of the reagents for the attachment of antibodies to BioMag Plus superparamagnetic particles. Contents of the kit are sufficient for five binding reactions. *Technical Data Sheet #619.*

CHARACTERISTICS	SIZE	CATALOG #
Kit Contains: 25ml BioMag Plus anti-Mouse IgG (Cat. #86021), 250ml Coupling / Wash Buffer, 5 x 15ml conical centrifuge tubes and BioMag MultiSep Magnetic Separator (Cat. #85200-1). - <i>Requires cold pack.</i>	1 kit	86020-1

ADDITIONAL BIOMAG

BioMag® Dextran-coated Charcoal | HAZARD CODE: A2dmw

CHARACTERISTICS	SIZE	CATALOG #
Charcoal (Concentration: 5 mg/ml)	100 ml	84510-100
Charcoal Concentrate (Concentration: 50 mg/ml)	1000 ml	84555-1

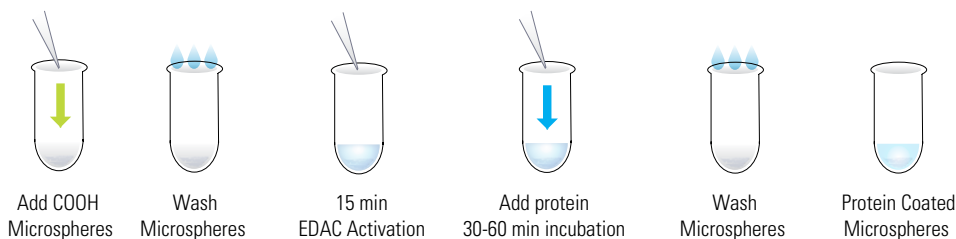
BioMag® Superparamagnetic Iron Oxide, ~10µm | HAZARD CODE: A2dmw**84200**

This is a suspension of non-functionalized iron oxide magnetic particles approximately 10µm in size.

CHARACTERISTICS	SIZE	CATALOG #
Suspension is supplied in deionized water. Magnetization: 25 - 35 EMU / gram (EMU=electromagnetic units) measured at a field of 1000 gauss. (Concentration: 50 mg/ml)	10 ml	84200-10



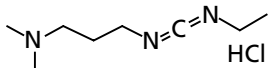
PROTEIN COUPLING KITS

**PolyLink Protein Coupling Kit** | HAZARD CODE: HO6bf**24350**

The PolyLink Protein Coupling Kit enables researchers to quickly couple proteins to carboxylated microspheres in two hours or less. The procedure provided with the kit has been optimized for polymer microspheres 1 μ m or larger. *Technical Data Sheet 644.*

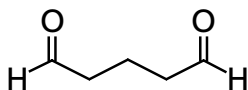
CHARACTERISTICS	SIZE	CATALOG #
Kit Contains: 55ml Coupling Buffer, 45ml Wash / Storage Buffer and 0.75g EDAC. Each kit is sufficient for 50 coupling reactions of 200-500g of protein per reaction. <i>(No beads are included in this kit.)</i>	1 kit	24350-1

MICROSPHERE COATING REAGENTS

DEPC-Carbodiimide (EDAC) | HAZARD CODE: HO6bf**BLI5288**

EDAC is a zero-length crosslinker that is routinely used for the covalent binding of amine-containing ligands to carboxylated microspheres. *Technical Data Sheet 911.*

SIZE	CATALOG #
1 g	BLI5288-1
5 g	BLI5288-5

Glutaraldehyde, EM Grade, 25% CAS #: 111-30-8 | HAZARD CODE: HOV6d**BLI1909**

Glutaraldehyde, EM Grade, 25%, is a homobifunctional linker that is suitable for binding amine-containing ligands to amine-modified beads. We supply EM (electron microscopy) grade glutaraldehyde in ampoules to ensure the highest activity. Each ampoule is fitted with an ampoule cracker for added safety. *Technical Data Sheet 911.*

SIZE	CATALOG #
10 x 10 ml	BLI1909-10

Accessory Reagents & Companion Products

BUFFERS & SOLUTIONS

Bead Solution | HAZARD CODE: Ad**24973**

Polysciences' Bead Solution is a ready-to-use aqueous suspending solution for the dilution and/or storage of your uncoated plain, dyed or functionalized polymer microspheres (both carboxylated or aminated). An antimicrobial agent deters microbial contamination, and stabilizers promote suspension dispersity, peace of mind and harmonious accord in the laboratory. *Technical Data Sheet 793.*

SIZE	CATALOG #
500 ml	24973-500
1000 ml	24973-1000
2000 ml	24973-2000

Bead Coupling & Storage Buffers | HAZARD CODE: Ad

Polysciences' Bead Coupling and Storage Buffers are ready-to-use buffers that are available in a variety of pH levels (4.5 to 9.0). They can be used as coupling or wash buffers for plain, dyed or functionalized polymer microspheres. *Technical Data Sheet 794.*

CHARACTERISTICS	SIZE	CATALOG #
Coupling Buffer - pH 4.5	250 ml	24976-250
Coupling Buffer - pH 4.5	500 ml	24976-500
Coupling Buffer - pH 4.5	1000 ml	24976-1000
Coupling Buffer - pH 4.5	2000 ml	24976-2000
Coupling Buffer - pH 6.0	250 ml	24977-250
Coupling Buffer - pH 6.0	500 ml	24977-500
Coupling Buffer - pH 6.0	1000 ml	24977-1000
Coupling Buffer - pH 6.0	2000 ml	24977-2000
Coupling Buffer - pH 7.4	250 ml	24974-250
Coupling Buffer - pH 7.4	500 ml	24974-500
Coupling Buffer - pH 7.4	1000 ml	24974-1000
Coupling Buffer - pH 7.4	2000 ml	24974-2000
Coupling Buffer - pH 9.0	250 ml	24978-250
Coupling Buffer - pH 9.0	500 ml	24978-500
Coupling Buffer - pH 9.0	1000 ml	24978-1000
Coupling Buffer - pH 9.0	2000 ml	24978-2000
Storage Buffer - pH 7.4	250 ml	24979-250
Storage Buffer - pH 7.4	500 ml	24979-500
Storage Buffer - pH 7.4	1000 ml	24979-1000
Storage Buffer - pH 7.4	2000 ml	24979-2000

Bead Coupling & Storage Buffers continued on next page

Bead Coupling & Storage Buffers continued

CHARACTERISTICS	SIZE	CATALOG #
Storage Buffer - pH 8.5	250 ml	24975-250
Storage Buffer - pH 8.5	500 ml	24975-500
Storage Buffer - pH 8.5	1000 ml	24975-1000
Storage Buffer - pH 8.5	2000 ml	24975-2000

SURFACTANTS

Triton® X-100 Nonionic Surfactant | HAZARD CODE: HV5g**BLI4605**

A nonionic surfactant, Triton®X-100 is often used in the storage buffers of coated bead suspensions. Very low concentrations may be used in wash or binding buffers if needed (e.g. 0.0005%). *Technical Data Sheet 912.*

SIZE	CATALOG #
10 g	BLI4605-10

Tween® 20 Nonionic Surfactant | HAZARD CODE: A2g**BLI6110**

A nonionic surfactant, Tween 20 is often used in the storage buffers of coated bead suspensions. Very low concentrations may be used in wash or binding buffers if needed (e.g. 0.0005%). *Technical Data Sheet 912.*

SIZE	CATALOG #
10 g	BLI6110-10

Sodium Dodecyl Sulfate (SDS) Anionic Surfactant**BLI3945**

SDS is an anionic surfactant, which will decrease polymer bead hydrophobicity and can additionally participate in charge stabilization of the suspension. SDS is a more rigorous surfactant than is commonly used in uncoated polymer bead preparations. *Technical Data Sheet 912.*

SIZE	CATALOG #
10 g	BLI3945-10

Magnetic Separators

MAGNETIC SEPARATORS

BioMag® 12 x 75mm Test Tube Separator**84104S**

The BioMag 12 x 75mm Test Tube Separator holds sixty 12 x 75mm tubes for radio-immunoassays or other applications. BioMag particles pellet at the bottom of the test tube. *Technical Data Sheets 573 and 796.*

SIZE	CATALOG #
1 unit	84104S-1

BioMag® 15ml / 50ml Tube Separator**84102S**

BioMag 15ml / 50ml Tube Separator holds five 15ml tubes and three 50ml tubes for cell sorting, small-scale ligand attachment and other applications. *Technical Data Sheets 572 and 796.*

SIZE	CATALOG #
1 unit	84102S-1

BioMag® Flask Separator**84101S**


For use with tissue culture flasks, each BioMag Flask Separator measures 12.5 x 6cm. For more concentrated solutions of BioMag particles, two units are recommended, one on each side of the flask. *Technical Data Sheets 571 and 796.*

SIZE	CATALOG #
1 unit	84101S-1

BioMag® MultiSep Magnetic Separator**85200**

The BioMag MultiSep Magnetic Separator is well suited for labs that do not need to perform simultaneous multiple magnetic particle separations and is a convenient and economical alternative to having a specific magnetic separator for each tube size. The MultiSep can be used with 50ml, 15ml or 1.5ml centrifuge tubes. *Technical Data Sheets 791 and 796.*

SIZE	CATALOG #
1 unit	85200-1

BioMag® Multi-6 Microcentrifuge Tube Separator**8MB4111S**


This separator holds six 1.5ml microcentrifuge tubes for separations of 20 - 500 μ l. *Technical Data Sheets 576 and 796.*

SIZE	CATALOG #
1 unit	8MB4111S-1

BioMag® Multi-32 Microcentrifuge Tube Separator**84106S**

The BioMag Multi-32 Microcentrifuge Tube Separator is suitable for molecular biology applications of 0.5 - 1.5ml. Sixteen tubes in the inner row are magnetically separated while the sixteen in the outer row are held outside the field for mixing and pipetting. *Technical Data Sheets 574 and 796.*

SIZE	CATALOG #
1 unit	84106S-1

BioMag® Solo-Sep Microcentrifuge Tube Separator**8MB4112S**

The BioMag Solo-Sep Microcentrifuge Tube Separator holds one 1.5ml microcentrifuge tube for molecular biology separations of 20 - 500 μ l. *Technical Data Sheets 577 and 796.*

SIZE	CATALOG #
1 unit	8MB4112S-1

BioMag® 96-Well Plate Separator**8MB4109S**

The BioMag 96-Well Plate Separator is suitable for most 96-well plate applications. Particles pellet at the bottom of the plate. *Technical Data Sheets 575 and 796.*

SIZE	CATALOG #
1 unit	8MB4109S-1

Magnetic Separators

BioMag® 96-Well Plate Side Pull Magnetic Separator**85072S**

The BioMag 96-Well Plate Side Pull Magnetic Separator is designed to work with plates that allow magnetic pins to fit between the wells. This allows BioMag and BioMag Plus superparamagnetic particles to be pulled to the side of the wells, giving better access to the bottom of the wells for more complete fluid removal and less chance of particle aspiration. Consists of 24 permanent Neodymium-Iron-Boron rod magnets. Each magnet addresses four wells of a 96-well plate. *Technical Data Sheets 575 and 796.*

SIZE	CATALOG #
1 unit	85072S-1

Neodymium Iron Magnet**19772**

This rare earth magnet is a Neodymium-Iron-Boron (NdFeB) block magnet. It measures 1" square and 0.5" thick.


SIZE	CATALOG #
1 unit	19772-1

OTHER EQUIPMENT

Vivaspin® Ultrafiltration Device**BLIAA022**

Vivaspin Concentrators are disposable ultrafiltration devices that may be utilized for the washing and concentration of submicron (20 nm - 0.5 μm) microspheres. *PDS AA022.*

SIZE	CATALOG #
5 units	BLIAA022-5

Poly(Lactic Acid-co-Glycolic Acid) Uniform Dry Microspheres | HAZARD CODE: HK5cd**Contact us.**

Polysciences' synthesis capabilities include PLGA microspheres with discrete diameters in the range of ~100 μ m. PLGA formulations may be customized to your specifications for controlled degradation rate measurements, or prototype scaffolds or devices. Contact us to learn more.

Polystyrene Beads, Large | HAZARD CODE: A2g

Our crosslinked Polystyrene Beads are larger than Polybeads yet smaller than Polyballs. We offer a full size range of polystyrene beads and can offer particles of intermediate sizes on a custom basis. *Technical Data Sheet 856.*

SIZE RANGE	SIZE	CATALOG #
200 - 300 μ m	1 g	19825-1
355 - 425 μ m	1 g	19826-1
500 - 600 μ m	1 g	21392-1

Polyballs | HAZARD CODE: A2g

Uniform spheres with a smooth surface unless noted otherwise. *Technical Data Sheet 404.*

CHARACTERISTICS	DENSITY	SIZE	CATALOG #
Polyamide 6/6 (Nylon), 1/16" Diameter	~1.19 g/cc	100 balls	08295-100
Polyethylene, 3/8" Diameter, Hollow	~0.53 g/cc	100 balls	19529-100
Polypropylene, 1/4" Diameter	~0.92 g/cc	100 balls	16026-100
Polystyrene, 1/8" Diameter, Etched Surface	~1.05 g/cc	100 balls	17175-100
Polystyrene, 1/8" Diameter, for Biological Applications	~1.05 g/cc	100 balls	18547-100
Polystyrene, 1/4" Diameter	~1.05 g/cc	100 balls	19827-100
Polystyrene, 1/4" Diameter, Etched Surface	~1.05 g/cc	100 balls	16730-100
Polystyrene, 1/4" Diameter, Etched Surface	~1.05 g/cc	500 balls	16730-500
Polystyrene, 1/4" Diameter, for Biological Applications	~1.05 g/cc	100 balls	18548-100
Teflon, 1/8" Diameter	~2.14 g/cc, chemically resistant	100 balls	17649-100
Teflon, 1/4" Diameter	~2.14 g/cc, chemically resistant	100 balls	17650-100

Additional Microparticles

Polyballs, Modified | HAZARD CODE: A2g

Our high quality Polyball polymer spheres are offered with modified surfaces to allow covalent coupling of biomolecules. One version is blue dyed for easier visualization. *Technical Data Sheet 404.*

CHARACTERISTICS	DENSITY	SIZE	CATALOG #
Polystyrene 1/8" Diameter, Carboxylate	~1.05 g/cc	100 balls	19841-50
Polystyrene 1/4" Diameter, Carboxylate	~1.05 g/cc	100 balls	19840-50
Polystyrene 1/4" Diameter, Blue Dyed	~1.05 g/cc	100 balls	19842-50

Polybead® Hollow Microspheres | HAZARD CODE: A2dm

Polybead Hollow Microspheres are spherical styrene / acrylic beads supplied in suspension. A relatively dense shell of a polystyrene-based copolymer is formed around a void in the particle. Sphere voids are water-filled in the as-supplied 5% solids aqueous suspension, and the water-filled particle will have an effective density near 1.0 g/cm³. Water is lost from the void upon drying since the particles are slightly porous. This results in a hollow particle with a shell approximately 0.10µm thick. Surfactants on the surface of the microspheres help stabilize the particles. *Technical Data Sheet 784.*

NOMINAL DIAMETER	SIZE	CATALOG #
0.40µm	10 ml	23567-10
0.55µm	10 ml	23568-10
1.00µm	10 ml	23569-10

Polybead® Poly(methyl methacrylate) Microspheres | HAZARD CODE: A2dm

Poly(methyl methacrylate) or PMMA is less hydrophobic than polystyrene and should show reduced nonspecific protein and peptide binding. The density of these beads, 1.19 g/cc, is considerably higher than that of polystyrene beads, making them easier to concentrate by centrifugation. The beads are not free of surfactant and contain surface carboxylic acid groups at higher concentration than the standard Polybead Polystyrene Carboxylate Microspheres. *Technical Data Sheet 1001.*

CHARACTERISTICS	% SOLIDS	SIZE RANGE	SIZE	CATALOG #
Monodisperse	2.5	0.30 µm	10 ml	12083-10
Broad Distribution	5	1 - 10 µm	10 ml	19130-10
PMMA Anionic Surfactant	5	0.08 - 0.09 µm	10 ml	23570-10

Polybead® Crosslinked Melamine Particles | HAZARD CODE: A2dm**23579**

Crosslinked by acid-catalyzed reaction with formaldehyde, the Polybead Crosslinked Melamine Particles have a much higher density (1.51 g/cc) than polystyrene, are hydrophilic with amine and methylolamine groups and, being crosslinked, are not noticeably swelled by organic solvents. They can be lyophilized and then redispersed in water. *Technical Data Sheet 920.*

CHARACTERISTICS	SIZE	CATALOG #
Supplied as a suspension of 2.5% solids in water. Nom. Dia.: 1µm	5 ml	23579-5

Microdispers CAS #: 9002-84-0 | HAZARD CODE: H4g

Microdispers are polytetrafluoroethylene (PTFE) particles provided in dry powder form. These particles require far less added dispersant than traditional PTFE particles to form stable dispersions, and are useful for many applications including coatings, gloss reducers and coating additives that impact water pickup or surface energy. With good powder flow properties, these particles are easily compounded in a number of thermoplastic matrices with appropriate heat / shear mixing. *Technical Data Sheet 1000.*

MEAN PARTICLE SIZE	SIZE	CATALOG #
200 - 300nm	100 g	24333-100
3000nm (<10% of particle size distribution is above 10µm)	100 g	24334-100
8000nm	100 g	24336-100

Phenolic Beads, Hollow**17806**

Hollow Phenolic Beads are excellent for use in a variety of industrial applications. They are lightweight, chemically inert and mechanically strong. They can be excellent adhesives, gap filling formulations, sandable putties, syntactic foams and molded and laminated structures that must be lightweight and strong. *Technical Data Sheet 783.*

SIZE	CATALOG #
100 g	17806-100

Poly(ethyl methacrylate) Beads CAS# 9003-42-3 | HAZARD CODE: A2g**03197**

These Poly(ethyl methacrylate) Beads are made of a tough methacrylate resin and are available in a size range of 140 - 220µm. *Technical Data Sheet 920.*

CHARACTERISTICS	SIZE	CATALOG #
MW 50,000, Tg 65°C	250 g	03197-250

Additional Microparticles

Polypropylene, Chromatographic Grade CAS#: 9003-07-0 | $[-CH_2CH(CH_3)-]_n$ | HAZARD CODE: A2g**04342**

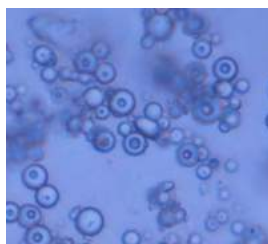
Widely used polyolefin and soluble in chlorinated hydrocarbons, aromatic hydrocarbons and isoamyl acetate.
Technical Data Sheet 920.

CHARACTERISTICS	SIZE RANGE	SIZE	CATALOG #
Chromatographic Grade 25 - 85 μ m, mp 165°, Tg -13°	25 - 85 μ m	100 g	04342-100

Poly(tetrafluoroethylene) CAS#: 9002-84-0 | HAZARD CODE: A2g**08816**

Technical Data Sheet 920.

CHARACTERISTICS	SIZE	CATALOG #
This inert polymer has a nominal 35 μ m diameter (Teflon® 7A).	100 g	08816-100

Glass Beads | HAZARD CODE: A2g

Polysciences has a full size range of glass beads that are manufactured from specially selected soda lime glass with a density of ~2.48 g/cm³. Glass beads are supplied dry.
Technical Data Sheets 758 and 857.

SIZE RANGE	SIZE	CATALOG #
3 - 10 μ m	1 g	07666-1
10 - 30 μ m	1 g	07668-1
30 - 50 μ m	100 g	18901-100
50 - 100 μ m	100 g	15926-100
105 - 150 μ m	100 g	15927-100
150 - 210 μ m	250 g	05483-250
210 - 250 μ m	100 g	18902-100
250 - 300 μ m	100 g	18903-100
355 - 420 μ m	100 g	18905-100
420 - 500 μ m	100 g	18906-100
500 - 850 μ m	250 g	17596-250

Glass Beads, Hollow | HAZARD CODE: A2g**19823**

Our hollow glass beads offer the strength and stability of glass at 1.1 g/cc nominal density. *Technical Data Sheet 744.*

CHARACTERISTICS	SIZE	CATALOG #
Size Range: 2 - 20 μ m.	5 g	19823-5

Additional Microspheres

Glass Beads, Functionalized | HAZARD CODE: H3g

These are high surface area soda lime glass beads that have been functionalized by reaction with the appropriate organosilane. Prior to organosilane treatment, the surfaces of the glass particles are etched to increase the surface area. They are capable of coupling with peptides, dyes and other compounds, the amine-functional beads as supplied and the glycidyl-functional beads after periodate oxidation. Additional sizes are available on a custom basis. *Technical Data Sheet 758.*

CHARACTERISTICS	SIZE	CATALOG #
Amine (Size Range: 30 - 50 μ m.)	10 g	23584-10
Glycidyl (Size Range: 30 - 50 μ m.)	10 g	23585-10

Red Iron Oxide Particles | HAZARD CODE: A2g**07674**

Technical Data Sheet #607.

NOMINAL DIAMETER	SIZE	CATALOG #
0.3 - 0.8 μ m	1 g	07674-1

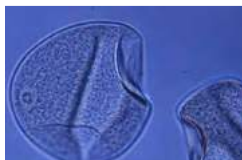
Spherical Ferromagnetic Iron Powder | HAZARD CODE: H2bg**19844**

Technical Data Sheet 604.

NOMINAL DIAMETER	SIZE	CATALOG #
~2 - 3 μ m.	1 g	19844-1

Additional Microspheres

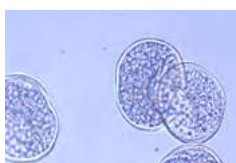
BIOLOGIC PARTICLES

Corn Pollen | HAZARD CODE: A2g**07664***Technical Data Sheet 919.*

SIZE RANGE	SIZE	CATALOG #
85 - 90µm	1 g	07664-1

Paper Mulberry Pollen | HAZARD CODE: A2g**07670***Technical Data Sheet 919.*

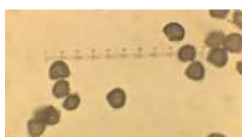
SIZE RANGE	SIZE	CATALOG #
12 - 13µm	1 g	07670-1

Pecan Pollen | HAZARD CODE: A2g**07671***Technical Data Sheet 919.*

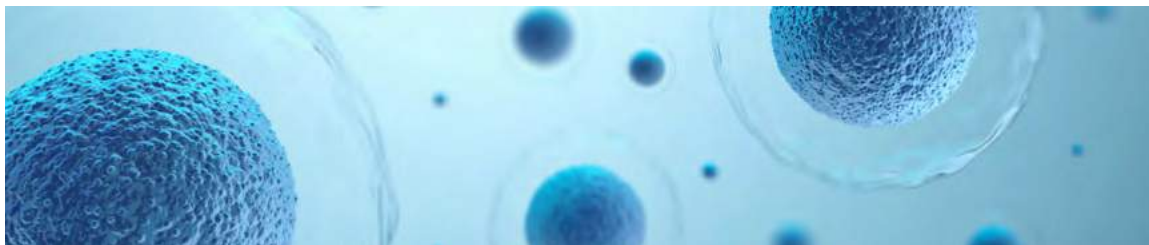
SIZE RANGE	SIZE	CATALOG #
45 - 52µm	1 g	07671-1

Ragweed Pollen | HAZARD CODE: A2g**07673***Technical Data Sheet 919.*

SIZE RANGE	SIZE	CATALOG #
19 - 20µm	1 g	07673-1

Lycopodium | HAZARD CODE: A4g**16867***Technical Data Sheet 281.*

NOMINAL DIAMETER	SIZE	CATALOG #
28µm	1 g	16867-1



CELL SEPARATIONS

BioMag® SelectaPure™ anti-Human Leukocyte Particles | HAZARD CODE: A2dm

BioMag SelectaPure anti-Human CD IgG-coated particles are produced by covalently attaching murine monoclonal antibodies to BioMag particles. The antibodies were prepared against human leukocyte differentiation antigens. Each product is supplied in phosphate-buffered saline with EDTA and sodium azide added as stabilizers, and should be washed in sterile media prior to use to remove the preservative. *Requires cold pack.*

CHARACTERISTICS	CONCENTRATION	CELLULAR DISTRIBUTION	SIZE	CATALOG #
SelectaPure anti-Human CD2	~4 mg/ml	Thymocytes, T cells	5 ml	85002-5
SelectaPure anti-Human CD8	~1.5 mg/ml	Suppressor Cytotoxic T cells	5 ml	85008-5
SelectaPure anti-Human CD11b	~1 mg/ml	Activated Lymphocytes, Monocytes	5 ml	85011-5
SelectaPure anti-Human CD14	~1.5 mg/ml	Monocytes	5 ml	85014-5
SelectaPure anti-Human CD19	~4 mg/ml	B Progenitors	5 ml	85019-5
SelectaPure anti-Human CD34	~4 mg/ml	Myeloid cells	5 ml	85034-5
SelectaPure anti-Human CD45	~4 mg/ml	Common Leukocyte cells	5 ml	85045-5
SelectaPure anti-Human CD56	~4 mg/ml	NK cells, Neuroectodermal cells	5 ml	85056-5
SelectaPure anti-Human CD71	~4 mg/ml	Proliferating Neoplastic cells	5 ml	85071-5

BioMag® SelectaPure™ anti-Mouse Leukocyte Particles | HAZARD CODE: A2dm

BioMag SelectaPure anti-Mouse particles are available for the isolation of CD4+, CD8a+ and CD45R murine lymphocytes. *Requires cold pack.*

CHARACTERISTICS	CONCENTRATION	CELLULAR DISTRIBUTION	SIZE	CATALOG #
anti-Mouse CD4	~1 mg/ml	T Helper	5 ml	85104-5
anti-Mouse CD8a	~1 mg/ml	Suppressor Cytotoxic T cells	5 ml	85108-5
anti-Mouse CD45R	~1 mg/ml	Restricted Leukocyte cells	5 ml	85145-5

Cell Separations

BioMag® Secondary Antibody Particles | HAZARD CODE: A2dmw*Requires cold pack.*

CHARACTERISTICS	CONCENTRATION	BINDING CAPACITY	SIZE	CATALOG #
Goat anti-Human IgG	1 mg/ml	>0.10 mg/ml	50 ml	84320-50
Goat anti-Human IgG (Fc Specific)	5 mg/ml	>0.20 mg/ml	50 ml	84324-50
Goat anti-Human IgM	1 mg/ml	>0.15 mg/ml	50 ml	84325-50
Goat anti-Mouse IgG	1 mg/ml	>0.20 mg/ml	50 ml	84340-50
Goat anti-Mouse IgG	1 mg/ml	>0.20 mg/ml	500 ml	84340-500
Goat anti-Mouse IgG (Fc Specific)	5 mg/ml	>0.15 mg/ml	50 ml	84344-50
Goat anti-Mouse IgG (Fc Specific)	5 mg/ml	>0.15 mg/ml	500 ml	84344-500
Goat anti-Mouse IgM	1 mg/ml	>0.20 mg/ml	50 ml	84350-50
Goat anti-Mouse IgM	1 mg/ml	>0.20 mg/ml	500 ml	84350-500
Goat anti-Rabbit IgG	1 mg/ml	>0.20 mg/ml	50 ml	84300-50
Goat anti-Rabbit IgG	1 mg/ml	>0.20 mg/ml	500 ml	84300-500
Goat anti-Rat IgG	1 mg/ml	>0.15 mg/ml	50 ml	84330-50
Goat anti-Rat IgG	1 mg/ml	>0.15 mg/ml	500 ml	84330-500
Goat anti-Rat IgG (Fc Specific)	5 mg/ml	>0.20 mg/ml	50 ml	84334-50
Goat anti-Rat IgG (Fc Specific)	5 mg/ml	>0.20 mg/ml	500 ml	84334-500
Goat anti-Rat IgM	5 mg/ml	>0.10 mg/ml	50 ml	84335-50
Goat anti-Rat IgM	5 mg/ml	>0.10 mg/ml	500 ml	84335-500

BioMag® Plus Goat anti-Mouse IgG Secondary Antibody Particles | HAZARD CODE: A2dmw**86021***Technical Data Sheet 619. Requires cold pack.*

CHARACTERISTICS	SIZE	CATALOG #
Concentration: 1 mg/ml Binding Capacity: >0.20 mg/ml.	50 ml	86021-50

BioMag® Plus Goat anti-Mouse IgG Particle Antibody Coupling Starter Kit | HAZARD CODE: A2dmw**86020***Technical Data Sheet 619. Requires cold pack.*

CHARACTERISTICS	SIZE	CATALOG #
Kit Contains: 25ml BioMag Plus anti-Mouse IgG (Cat. #86021), 250ml Coupling / Wash Buffer, 5 x 15ml conical centrifuge tubes and BioMag MultiSep Magnetic Separator (Cat. #85200-1).	1 kit	86020-1

BioMag® Plus Mouse anti-Fluorescein IgG | HAZARD CODE: A2dm**86053**

BioMag Plus Mouse anti-Fluorescein IgG particles are a suspension of superparamagnetic particles covalently coupled to Mouse anti-Fluorescein IgG antibodies. They are supplied at 1 mg/ml in Phosphate Buffered Saline (pH 7.4) with EDTA and sodium azide added as stabilizers and are used for the magnetic separation of fluoresceinated cells, components or complexes from solution. *Technical Data Sheet 692. Requires cold pack.*

SIZE	CATALOG #
50 ml	86053-50

ANTIBODY ISOLATIONS

BioMag® Proteins A & G | HAZARD CODE: A2dm

CHARACTERISTICS	SIZE	CATALOG #
Protein A Concentration: 5 mg/ml - <i>Requires cold pack.</i>	2 ml	84600-2
Protein A Concentration: 5 mg/ml - <i>Requires cold pack.</i>	10 ml	84600-10
Protein G Concentration: 5 mg/ml - <i>Requires cold pack.</i>	2 ml	84605-2
Protein G Concentration: 5 mg/ml - <i>Requires cold pack.</i>	10 ml	84605-10

BioMag® Plus Protein A | HAZARD CODE: A2dm**86041**

BioMag Plus Protein A Particles are superparamagnetic particles approximately 1µm in size with Protein A covalently attached. Isolation of immunoglobulins using BioMag Plus Protein A Particles allows isolation from small samples (50 microliters or less), as well as the option to easily scale up to larger samples. *Technical Data Sheet 620. Requires cold pack.*

SIZE	CATALOG #
2 ml	86041-2
10 ml	86041-10

BioMag® Plus Protein G | HAZARD CODE: A2dm**86051**

BioMagPlus Protein G Particles are superparamagnetic particles approximately 1µm in size that have Protein G covalently attached. Isolation of immunoglobulins using BioMag Plus Protein G particles allows isolation from small samples (50 microliters or less), as well as the option to easily scale up to larger samples. *Technical Data Sheet 620. Requires cold pack.*

SIZE	CATALOG #
2 ml	86051-2
10 ml	86051-10

Antibody Isolations

BioMag® Plus Protein A Antibody Isolation Starter Kit | HAZARD CODE: A2dm**86040**

The kit contains all the reagents necessary for the isolation of antibodies from serum and cell culture supernatants. Contents of the kit are sufficient for five binding reactions. *Technical Data Sheet 620.*

CHARACTERISTICS	SIZE	CATALOG #
Kit Contains: 2.5ml BioMag Plus Protein A (Cat. #86041), 10 x 1.5ml microcentrifuge tubes, 50ml Protein A Binding / Wash Buffer, BioMag SoloSep Microcentrifuge Tube Separator (Cat. #8MB4112S-1), 5ml Protein A Elution Buffer and 1ml Protein A Neutralization Buffer. <i>Requires cold pack.</i>	1 kit	86040-1

BioMag® Plus Protein G Antibody Isolation Starter Kit | HAZARD CODE: A2dm**86050**

The kit contains all the reagents necessary for the isolation of antibodies from serum and cell culture supernatants. Contents of the kit are sufficient for five binding reactions. *Technical Data Sheet 620.*

CHARACTERISTICS	SIZE	CATALOG #
Kit Contains: 2.5ml BioMag Plus Protein G (Cat. #86051), 10 x 1.5ml microcentrifuge tubes, 50ml Protein G Binding / Wash Buffer, BioMag SoloSep Microcentrifuge Tube Separator (Cat. #8MB4112S-1), 5ml Protein G Elution Buffer and 1ml Protein G Neutralization Buffer. <i>Requires cold pack.</i>	1 kit	86050-1

PROTEIN REMOVAL

BioMag® ProMax Albumin Removal Kit | HAZARD CODE: A2dm**24351**

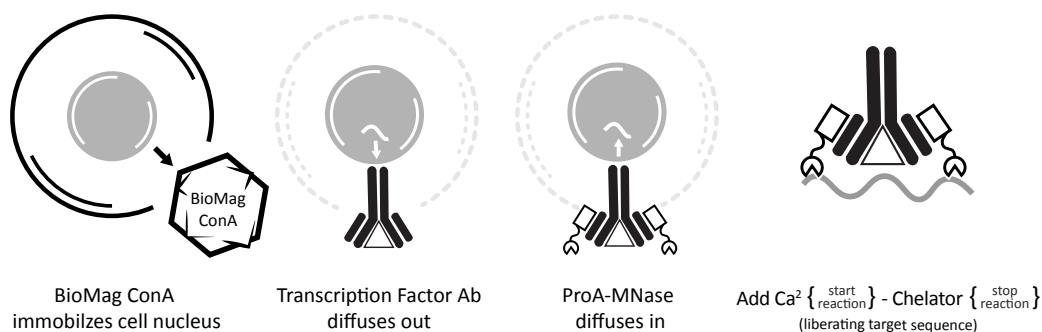
Based on patented BioMag® superparamagnetic particle technology, the ProMax Albumin Removal Kit depletes albumin from human serum samples in 30 minutes or less. ProMax Albumin Removal particles, along with optimized buffers, allow the binding and release of the less abundant proteins in serum while minimizing the binding of albumin, so that it may be washed away. The kit is supplied with all components needed for carrying out 25 procedures. *Technical Data Sheet 658.*

SIZE	CATALOG #
1 kit	24351-1

BioMag® ProMax Serum IgG Removal Kit | HAZARD CODE: A2dm**24352**

Reveal biomarkers in four easy steps. Based on patented BioMag superparamagnetic particle technology, the ProMax Serum IgG Removal Kit selectively removes IgG from human serum samples in less than 30 minutes. The kit contains enough ProMax IgG Removal particles and optimized buffers for 10 reactions. Remove serum albumin from your IgG depleted samples with the ProMax Albumin Removal Kit. *Technical Data Sheet 659. Requires cold pack.*

SIZE	CATALOG #
1 kit	24352-1



BioMag Con A used in CUTNRUN

BioMag® Plus Concanavalin A | HAZARD CODE: A2dmw

86057

BioMag Plus Concanavalin A (Con A) coated microparticles provide a convenient means for isolating mannosyl and glucosyl-containing glycoproteins and polysaccharides from serum or cell lysate, or for investigating other lectin / glycan-mediated processes. The BioMag Plus magnetic particle format provides high surface area and permits easy and efficient separations. BioMag® Concanavalin A (#BP531) is used to adhere magnetic particles to cell nuclei for CUT&RUN, a chromatin profiling protocol that has several key advantages over chromatin immunoprecipitation (ChIP). *Technical Data Sheet 766. Requires cold pack.*

SIZE	CATALOG #
3 ml	86057-3
10 ml	86057-10


BioMag® Plus Wheat Germ Agglutinin | HAZARD CODE: A2dmw

86054

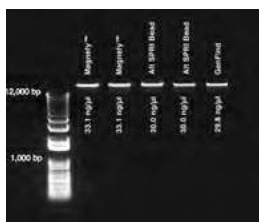
The unique saccharide-binding properties of plant lectins, such as wheat germ agglutinin (WGA), have made them useful for the study of glycosylated proteins. Lectins have been used in cell adhesion studies, to effect lymphocyte activation and to explore carbohydrate-based therapeutics. *Requires cold pack.*

SIZE	CATALOG #
3 ml	86054-3
10 ml	86054-10

Nucleic Acid Isolation



Magnefy™ | HAZARD CODE: A2dmw



Magnefy ~1µm high-performance superparamagnetic microspheres. As high surface area / high surface titer microparticles with a rapid separation profile, Magnefy offer a performance-driven solid phase for magnetic particle-based applications, including SPRI-based total DNA isolation (COOH), and biotinylated nucleic acid for molecular isolations and assays. Contact us today to explore using Magnefy as your OEM magnetic SPRI bead.

CHARACTERISTICS	NOMINAL DIAMETER	SIZE	CATALOG #
Carboxyl - 10% Solids	1.0µm	5 ml	26410-5
Carboxyl - 10% Solids	1.0µm	10 ml	26410-10
Carboxyl - 10% Solids	1.0µm	25 ml	26410-25
Carboxyl - 10% Solids	1.0µm	100 ml	26410-100
Streptavidin - 1% Solids	1.0µm	1 ml	26444-1
Streptavidin - 1% Solids	1.0µm	2 ml	26444-2
Streptavidin - 1% Solids	1.0µm	5 ml	26444-5
Streptavidin - 1% Solids	1.0µm	10 ml	26444-10

BioMag® Streptavidin | HAZARD CODE: A2dmw

84660

CHARACTERISTICS	SIZE	CATALOG #
Concentration: 5 mg/ml - <i>Requires cold pack.</i>	5 ml	84660-5
Concentration: 5 mg/ml - <i>Requires cold pack.</i>	50 ml	84660-50

BioMag® Plus Streptavidin | HAZARD CODE: A2dmw

86031

BioMag Plus Streptavidin Particles are a suspension of superparamagnetic particles approximately 1µm in size, covalently attached to streptavidin. BioMag Plus Streptavidin allows for capture of biotinylated oligonucleotides, proteins, dNTPs and other molecules. Provided as a suspension at ~5mg per ml. *Technical Data Sheet 621.*

CHARACTERISTICS	SIZE	CATALOG #
Provided as a suspension at ~5mg per ml. - <i>Requires cold pack.</i>	10 ml	86031-10

BioMag® Plus Streptavidin / Biotin Binding Starter Kit | HAZARD CODE: A2dmw**86030**

This kit contains all reagents needed for the attachment of biotinylated proteins to BioMag Plus superparamagnetic particles. Contents of kit are sufficient for five coupling reactions. *Technical Data Sheet #621 Requires cold pack.*

CHARACTERISTICS	SIZE	CATALOG #
Kit Contains: 5ml of BioMag Plus Streptavidin (Cat. #86031), 250ml Coupling / Wash Buffer, BioMag MultiSep Magnetic Separator (Cat. #85200-1) and 5 x 15ml conical centrifuge tubes.	1 kit	86030-1

BioMag® Streptavidin, Nuclease-Free | HAZARD CODE: A2dmw**8MB4804**

BioMag Streptavidin, Nuclease-Free is a suspension of BioMag Streptavidin particles for immobilizing biotinylated nucleic acids. *Requires cold pack.*


SIZE	CATALOG #
10 ml	8MB4804-10
25 ml	8MB4804-25
100 ml	8MB4804-1

BioMag® Oligo (dT)20 Particles | HAZARD CODE: A2dm**8MB4803**

Nuclease-free BioMag Oligo (dT)20 particles purify mRNA from total RNA, tissue and cells in 15 - 45 minutes depending upon sample. *Requires cold pack.*

SIZE	CATALOG #
1 kit	8MB4803-2





Precision Size Standards are offered in three size groupings: Nanobead, Microbead and Megabead. They are measured on in-house instruments calibrated with NIST Standard Reference Materials. Each product is supplied with a Certificate of Traceability. The size, standard deviation, coefficient of variation and lot number are printed on the label for easy reference.

Nanobead NIST Traceable Particle Size Standards | HAZARD CODE: A2dm

Nanobead NIST Traceable Particle Size Standards are monodisperse polystyrene microspheres ranging from 40nm to 950nm. They are packaged in convenient, easy-to-use 15ml dropper bottles at 1% solids (w / v) in an aqueous suspension. *Technical Data Sheet 623.*

NOMINAL DIAMETER	MEAN DIAMETER SIZE RANGE	SIZE	CATALOG #
40nm	36 - 44nm	15 ml	64004-15
50nm	45 - 55nm	15 ml	64005-15
60nm	54 - 66nm	15 ml	64006-15
70nm	65 - 74nm	15 ml	64007-15
80nm	75 - 84nm	15 ml	64008-15
90nm	85 - 94nm	15 ml	64009-15
100nm	95 - 110nm	15 ml	64010-15
125nm	120 - 130nm	15 ml	64011-15
150nm	140 - 160nm	15 ml	64012-15
200nm	190 - 210nm	15 ml	64013-15
250nm	240 - 260nm	15 ml	64014-15
300nm	285 - 315nm	15 ml	64015-15
350nm	335 - 365nm	15 ml	64016-15
400nm	380 - 420nm	15 ml	64017-15
450nm	430 - 470nm	15 ml	64018-15
500nm	480 - 520nm	15 ml	64019-15
550nm	530 - 570nm	15 ml	64020-15
600nm	580 - 620nm	15 ml	64021-15
650nm	630 - 670nm	15 ml	64022-15
700nm	680 - 720nm	15 ml	64023-15
750nm	730 - 770nm	15 ml	64024-15
800nm	780 - 820nm	15 ml	64025-15
850nm	830 - 870nm	15 ml	64026-15
900nm	880 - 920nm	15 ml	64027-15
950nm	930 - 970nm	15 ml	64028-15

Size Standards

Microbead NIST Traceable Particle Size Standards | HAZARD CODE: A2dm

Microbead NIST Traceable Particle Size Standards are monodisperse polystyrene microspheres ranging from 1.0 μ m to 9.0 μ m. They are packaged in convenient, easy-to-use 15ml dropper bottles at 1% solids (w / v) in an aqueous suspension. *Technical Data Sheet 623.*

NOMINAL DIAMETER	MEAN DIAMETER SIZE RANGE	SIZE	CATALOG #
1.00 μ m	0.95 - 1.05 μ m	15 ml	64030-15
1.25 μ m	1.20 - 1.30 μ m	15 ml	64035-15
1.50 μ m	1.45 - 1.55 μ m	15 ml	64040-15
1.75 μ m	1.70 - 1.80 μ m	15 ml	64045-15
2.00 μ m	1.90 - 2.10 μ m	15 ml	64050-15
2.50 μ m	2.40 - 2.60 μ m	15 ml	64055-15
3.00 μ m	2.85 - 3.15 μ m	15 ml	64060-15
3.50 μ m	3.30 - 3.70 μ m	15 ml	64065-15
4.00 μ m	3.80 - 4.20 μ m	15 ml	64070-15
5.00 μ m	4.70 - 5.30 μ m	15 ml	64080-15
6.00 μ m	5.70 - 6.30 μ m	15 ml	64090-15
7.00 μ m	6.60 - 7.40 μ m	15 ml	64100-15
8.00 μ m	7.60 - 8.40 μ m	15 ml	64110-15
9.00 μ m	8.10 - 9.90 μ m	15 ml	64120-15

Megabead NIST Traceable Particle Size Standards | HAZARD CODE: A2dm

Megabead NIST Traceable Particle Size Standards are monodisperse polystyrene microspheres ranging from 10.0 μ m to 175.0 μ m. They are packaged in convenient, easy-to-use 15ml dropper bottles at 1% solids (w / v) in an aqueous suspension. *Technical Data Sheet 623.*

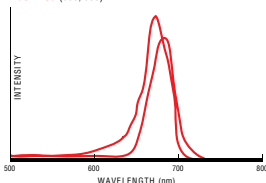
NOMINAL DIAMETER	MEAN DIAMETER SIZE RANGE	SIZE	CATALOG #
10.0 μ m	9.50 - 10.50 μ m	15 ml	64130-15
12.0 μ m	11.50 - 12.50 μ m	15 ml	64140-15
15.0 μ m	14.00 - 16.00 μ m	15 ml	64155-15
20.0 μ m	19.00 - 21.00 μ m	15 ml	64160-15
25.0 μ m	24.00 - 26.00 μ m	15 ml	64165-15
30.0 μ m	28.00 - 32.00 μ m	15 ml	64170-15
40.0 μ m	36.00 - 44.00 μ m	15 ml	64180-15
50.0 μ m	48.00 - 52.00 μ m	15 ml	64190-15
60.0 μ m	57.00 - 63.00 μ m	15 ml	64200-15
80.0 μ m	75.00 - 85.00 μ m	15 ml	64210-15
100.0 μ m	90.00 - 110.00 μ m	15 ml	64220-15
125.0 μ m	115.00 - 135.00 μ m	15 ml	64225-15
150.0 μ m	140.00 - 160.00 μ m	15 ml	64230-15
175.0 μ m	165.00 - 185.00 μ m	15 ml	64235-15

SureCount™ Particle Count Standards | HAZARD CODE: A2dmw

SureCount Particle Count Standards are suspensions of polymer microspheres intended for the validation and monitoring of particle counters and supporting sample preparation processes. SureCount standards are available in diameters of 3µm, 5µm, 10µm and 15µm. Diameters are traceable to NIST Standard Reference Materials. The standards are supplied as $\sim 1 \times 10^6$ microspheres/ml aqueous suspensions in 10ml volumes and each bottle is provided with a Certificate of Traceability. *Technical Data Sheet 852.*

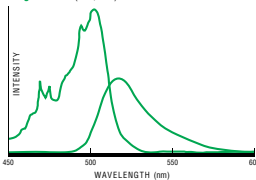
NOMINAL DIAMETER	SIZE	CATALOG #
3µm	10 ml	25379-10
5µm	10 ml	25380-10
10µm	10 ml	25381-10
15µm	10 ml	25382-10

FLUORESCENCE STANDARDS

Flash Red Intensity Standard | HAZARD CODE: A2dm**BLIFR06M****Flash Red** (660, 690)

The Flash Red Intensity Standard kit consists of five populations of $\sim 8\mu\text{m}$ microspheres dyed with increasing amounts of our Flash Red fluorophore. The different intensity populations may serve as relative intensity standards for fluorescence-based applications in microscopy or flow cytometry, and as internally-dyed beads, they will stand up to the rigors of imaging. As Flash Red is spectrally similar to Cy™5, traditional red fluorophore filter sets (e.g. Cy™5 / microscope; PE-Cy™5 or APC / cytometer) may be used with the standard. The beads may also serve as very bright relative intensity or linearity standards for flow cytometry; ask about the Bangs Laboratories, Inc. QuickCal® Linearity Template if this is your interest. *Technical Data Sheet PDS 704*

SIZE	CATALOG #
1 kit	BLIFR06M-1

Dragon Green Intensity Standard | HAZARD CODE: A2dm**BLIDG06M****Dragon Green** (480, 520)

This kit consists of five populations of $\sim 8\mu\text{m}$ microspheres dyed with increasing amounts of our Dragon Green fluorophore. The different intensity populations may serve as relative intensity standards in fluorescent microscopy and, as internally-dyed beads, they will stand up to the rigors of imaging. Dragon Green is an excellent spectral surrogate for fluorescein and is suitable for use with fluorescein filter sets. The beads may also serve as very bright relative intensity or linearity standards for flow cytometry; ask about the Bangs Laboratories QuickCal® Linearity Template if this is your interest. *Technical Data Sheet PDS 704.*

SIZE	CATALOG #
1 kit	BLIDG06M-1

Fluorescence Standards

StarLight™ Collection, Slide 4-Pack | HAZARD CODE: abg**25445**

Our StarLight Collection includes one of each of our StarLight Calibration slides, which feature vibrant ~6µm fluorescent microspheres dyed with a single fluorophore for basic imaging checks and calibration.

Technical Data Sheet 913.

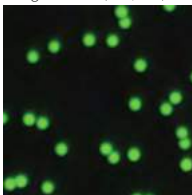
The four slides are appropriate for use with common microscope filter sets:

Glacial Blue (360, 450)

Dragon Green (480, 520)

Envy Green (525, 565)

Flash Red (660, 690)



SIZE	CATALOG #
4 slides	25445-1

StarLight™ Calibration Individual Slides | HAZARD CODE: abg


Our StarLight Calibration Slides feature vibrant ~6µm fluorescent microspheres dyed with your choice of fluorophore below for basic imaging checks and calibration.

CHARACTERISTICS	SIZE	CATALOG #
Glacial Blue	1 slide	25442-1
Dragon Green	1 slide	25441-1
Envy Green	1 slide	25443-1
Flash Red	1 slide	25444-1



100X/1.25 O
160/0.17

Cell Viability Standards

**Trypan Blue 0.4% Solution** | HAZARD CODE: HM4g**25561**

The dye exclusion test is used to determine the number of viable cells present in a cell suspension. It is based on the principle that live cells possess intact cell membranes that exclude certain dyes, such as trypan blue, Eosin or propidium iodide, whereas dead cells do not. In this test, a cell suspension is simply mixed with dye and then visually examined to determine whether cells take up or exclude dye. In the protocol presented here, a viable cell will have a clear cytoplasm whereas a nonviable cell will have a blue cytoplasm. This product is for research use only and is not intended for use in humans or for *in vitro* diagnostic use.

SIZE	CATALOG #
125 ml	25561-125
250 ml	25561-250

ViaCheck™ Viability and Concentration Standards

ViaCheck Viability and Concentration Standards are part of our extensive line of microsphere standards for instrument QC. ViaCheck standards mimic the light scattering characteristics of “live” and “dead” cells in the trypan blue dye exclusion method, and may be used to confirm the capabilities and verify the performance of image-based cell viability instruments. The standards are available in a range of common concentrations and live/dead ratios. *Technical Data Sheets 729 & 734.*

CHARACTERISTICS	CONCENTRATION (BEADS/ML)	SIZE	CATALOG #
ViaCheck 0% Viability Control	1×10^6	20 ml	24622-20
ViaCheck 25% Viability Control	1×10^6	20 ml	25997-20
ViaCheck 50% Viability Control	1×10^6	20 ml	24623-20
ViaCheck 75% Viability Control	1×10^6	20 ml	24624-20
ViaCheck 90% Viability Control	1×10^6	20 ml	24625-20
ViaCheck 100% Viability Control	1×10^6	20 ml	24626-20
ViaCheck Concentration Controls	0.5×10^6	20 ml	26409-20
ViaCheck Concentration Controls	1×10^6	20 ml	24627-20
ViaCheck Concentration Controls	4×10^6	20 ml	24628-20
ViaCheck Concentration Controls	8×10^6	20 ml	24629-20



ViaCheck™ Viability and Concentration Standards SingleShots™

ViaCheck SingleShots contain ~0.5ml for single-use QC. Mix, dispense and run for confirmation of live/dead ratios and counts. ViaCheck SingleShots minimize error and maximize efficiency by circumventing potential human error from repeated bottle resuspension and pipetting steps.

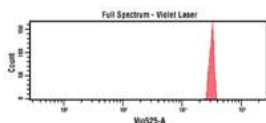
CHARACTERISTICS	CONCENTRATION (BEADS/ML)	SIZE	CATALOG #
ViaCheck 0% Viability Control	1 x 10 ⁶	25 Units	BLI10BS-25
ViaCheck 0% Viability Control	1 x 10 ⁶	75 Units	BLI10BS-75
ViaCheck 25% Viability Control	1 x 10 ⁶	25 Units	BLI25BS-25
ViaCheck 25% Viability Control	1 x 10 ⁶	75 Units	BLI25BS-75
ViaCheck 50% Viability Control	1 x 10 ⁶	25 Units	BLI20BS-25
ViaCheck 50% Viability Control	1 x 10 ⁶	75 Units	BLI20BS-75
ViaCheck 75% Viability Control	1 x 10 ⁶	25 Units	BLI30BS-25
ViaCheck 75% Viability Control	1 x 10 ⁶	75 Units	BLI30BS-75
ViaCheck 90% Viability Control	1 x 10 ⁶	25 Units	BLI40BS-25
ViaCheck 90% Viability Control	1 x 10 ⁶	75 Units	BLI40BS-75
ViaCheck 100% Viability Control	1 x 10 ⁶	25 Units	BLI50BS-25
ViaCheck 100% Viability Control	1 x 10 ⁶	75 Units	BLI50BS-75
ViaCheck Concentration Controls	0.5 x 10 ⁶	25 Units	BLIVC50NSS-25
ViaCheck Concentration Controls	0.5 x 10 ⁶	75 Units	BLIVC50NSS-75
ViaCheck Concentration Controls	1 x 10 ⁶	25 Units	BLI60NS-25
ViaCheck Concentration Controls	1 x 10 ⁶	75 Units	BLI60NS-75
ViaCheck Concentration Controls	4 x 10 ⁶	25 Units	BLI70NS-25
ViaCheck Concentration Controls	4 x 10 ⁶	75 Units	BLI70NS-75
ViaCheck Concentration Controls	8 x 10 ⁶	25 Units	BLI80NS-25
ViaCheck Concentration Controls	8 x 10 ⁶	75 Units	BLI80NS-75

Flow Cytometry Standards

ROUTINE FLOW CYTOMETRY QUALITY CONTROL

Full Spectrum™ | HAZARD CODE: adm

BLI885



Multi-color Reference Standards are highly uniform microspheres that fluoresce over a broad range of the spectrum to provide several reference positions in multi-detector analysis. Used to properly align flow cytometers excited from UV to near IR, this standard emits over the entire spectrum. *Technical Data Sheet PDS 885.*

TESTS	SIZE	CATALOG #
20	1 ml	BLI885A-1
100	5 ml	BLI885B-5
280	14 ml	BLI885C-14

Quantum™ QC

BLI725

Quantum QC is a multi-intensity, multi-fluorescent standard that is intended for use as an in-depth tool for daily cytometer QC, and is appropriate for use with all lasers and detectors. It may be used to determine detection thresholds, understand resolution and assess and track linearity of detectors. It can aid in providing confidence that the system is suitable for use, or alert operators to potential problems before samples are run. Quantum QC may also be used for instrument set-up to achieve standardized PMT settings and define the window of analysis for relevant detectors. Quantum QC is comprised of a blank and 7 (mixed) intensity populations. Quantum QC is used with a QuickCal-Linearity template that is downloaded from our website with an Access Code provided with the product at the time of shipping. *Technical Data Sheet PDS 725 & 725A.*

SIZE	CATALOG #
5 ml	BLI725-5

Ultra Rainbow Fluorescent Particles | HAZARD CODE: adm

Ultra Rainbow Fluorescent Particles are internally labeled with a mixture of fluorophores, which enables them to be excited at wavelengths from 365nm to 650nm. *Technical Data Sheet PDS 612.*

NOMINAL DIAMETER	TESTS	SIZE	CATALOG #
~3.8µm	20	1 ml	BLI610A-1
~3.8µm	100	5 ml	BLI610B-5
~3.8µm	280	14 ml	BLI610C-14
~10.2µm	20	1 ml	BLI611A-1
~10.2µm	100	5 ml	BLI611B-5
~10.2µm	280	14 ml	BLI611C-14

Fluorescence Reference Standards | HAZARD CODE: adm

Fluorescence Reference Standards are labeled with specific fluorochromes so that they give rise to the same fluorescence spectra as cells labeled with the same fluorochromes. Fluorescence intensity is similar to biological samples. *Technical Data Sheets PDS 890*

Visible Spectrum



Catalog Code	Description	MW	Excitation (nm)	Emission (nm)
BLI890	Certified Blank™			
BLI897	Acridine Orange	265	500	526
BLI886	Alexa Fluor® 488	643	499	519
BLI887	Alexa Fluor® 647	1300	652	668
BLI901	Allophycocyanine (APC)	104k	650	660
BLI898	Chlorophyll (a + b)	8014 (a) 907 (b)	430,453	642,662
BLI895	Cy™5	792	649	666
BLI906	DAPI	277	350	470
BLI891	Fluorescein	389	495	519
BLI894	Hoechst 33342	616	346	375,390
BLI916	Pacific Blue™	339	410	455
BLI899	PE (R-Phycoerythrin)	240k	480,565	578
BLI908	PE-Cy™5	240k	480,565,650	670
BLI889	PE-Cy™7	240k	480	767
BLI909	PE-TR	240k	480,565,650	670
BLI892	Propidium Iodide	668	536	617
BLI905	T.M. Rhodamine (TRITC, TAMRA)	430	557	576
BLI893	Texas Red® (Sulforhodamine)	625	589	615
BLI915	Violet Laser (Glacial Blue)	-	360	450

CHARACTERISTICS	TESTS	SIZE	CATALOG #
Acridine Orange	20	1 ml	BLI897A-1
	100	5 ml	BLI897B-5
	280	14 ml	BLI897C-14
Alexa Fluor® 488	20	1 ml	BLI886A-1
	100	5 ml	BLI886B-5
	280	14 ml	BLI886C-14
Alexa Fluor® 647	20	1 ml	BLI887A-1
	100	5 ml	BLI887B-5
	280	14 ml	BLI887C-14
Allophycocyanine (APC)	20	1 ml	BLI901A-1
	100	5 ml	BLI901B-5
	280	14 ml	BLI901C-14
Certified Blank™ (no label)	20	1 ml	BLI890A-1
	100	5 ml	BLI890B-5
	280	14 ml	BLI890C-14
Chlorophyll	20	1 ml	BLI898A-1
	100	5 ml	BLI898B-5
	280	14 ml	BLI898C-14
Cy™5	20	1 ml	BLI895A-1
	100	5 ml	BLI895B-5
	280	14 ml	BLI895C-14
DAPI	20	1 ml	BLI906A-1
	100	5 ml	BLI906B-5
	280	14 ml	BLI906C-14
Fluorescein	20	1 ml	BLI891A-1
	100	5 ml	BLI891B-5
	280	14 ml	BLI891C-14
Hoechst 33342	20	1 ml	BLI894A-1
	100	5 ml	BLI894B-5
	280	14 ml	BLI894C-14
Pacific Blue™	20	1 ml	BLI916A-1
	100	5 ml	BLI916B-5
	280	14 ml	BLI916C-14
PE-Cy™5	20	1 ml	BLI908A-1
	100	5 ml	BLI908B-5
	280	14 ml	BLI908C-14

Fluorescence Reference Standards continued next page

Flow Cytometry Standards

Fluorescence Reference Standards continued

CHARACTERISTICS	TESTS	SIZE	CATALOG #
PE-Cy™7	20	1 ml	BLI889A-1
	100	5 ml	BLI889B-5
	280	14 ml	BLI889C-14
PE-TR	20	1 ml	BLI909A-1
	100	5 ml	BLI909B-5
	280	14 ml	BLI909C-14
Propidium Iodide	20	1 ml	BLI892A-1
	100	5 ml	BLI892B-5
	280	14 ml	BLI892C-14
R-Phycoerythrin	20	1 ml	BLI899A-1
	100	5 ml	BLI899B-5
	280	14 ml	BLI899C-14
T.M. Rhodamine	20	1 ml	BLI905A-1
	100	5 ml	BLI905B-5
	280	14 ml	BLI905C-14
Texas Red®	20	1 ml	BLI893A-1
	100	5 ml	BLI893B-5
	280	14 ml	BLI893C-14
Violet Laser	20	1 ml	BLI915A-1
	100	5 ml	BLI915B-5
	280	14 ml	BLI915C-14

Fluoresbrite® Yellow Green (YG) Microspheres, Calibration Grade | HAZARD CODE: A2dmw

This special grade of Fluoresbrite Yellow Green (YG) Microspheres has been evaluated both for particle diameter and the uniformity of the fluorescent dye distribution. Instrument manufacturers have demanded these high quality particles for their flow cytometry standards.

NOMINAL DIAMETER	SIZE	CATALOG #
0.50µm	1 ml	18859-1
1.00µm	1 ml	18860-1
2.00µm	1 ml	18604-1
3.00µm	1 ml	18861-1
6.00µm	1 ml	18862-1

Fluoresbrite® Calibration Grade Size Range Kit | HAZARD CODE: A2dmw**18132**

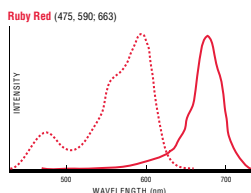
Our unique synthesis methods routinely result in particles with fluorescence CV's less than 5% and often as low as 1%. This kit guarantees that our discriminating customer will have the finest particles with the lowest fluorescence CV currently available from our stock. A range of five sizes of Fluoresbrite YG microspheres can be used to calibrate the green channel.

CHARACTERISTICS	SIZE	CATALOG #
Kit Contains: 1ml at 2.5% solids for each nominal size: 0.5µm, 1.0µm, 2.0µm, 3.0µm and 6.0µm.	1 kit	18132-1

Time Delay Calibration Standard | HAZARD CODE: ad**BLI830**

Our Time Delay Calibration Standard is intended for use in assessing the delay between blue and red lasers. It features ~6µm microspheres dyed with a fluorophore that is excited with 488nm or 635nm excitation, and exhibits red / far-red emission. *Technical Data Sheet PDS 831.*

TESTS	SIZE	CATALOG #
20	1 ml	BLI830A-1
100	5 ml	BLI830B-5
280	14 ml	BLI830C-14

Flow Check™ Ruby Red Fluorescent Microspheres | HAZARD CODE: A2dm**24288**

Flow Check Ruby Red Fluorescent Microspheres are ~6µm narrow distribution polystyrene particles that can be used for flow cytometry applications where fluorescence emission in the range of 600nm to 710nm is needed. Suitable for 488nm and 663nm excitation with detection in PE-Cy™5 or APC channels. Supplied as a 5ml suspension (~5 x 10⁶ beads/ml) in a convenient dropper bottle. Ex. max: 475nm, Em. max: 663nm. *Technical Data Sheet 624.*

SIZE	CATALOG #
5 ml	24288-5

Flow Cytometry Standards

ALIGNMENT

Right Reference Standard™ | HAZARD CODE: adm

Each Right Reference Standard consists of a single population of particles labeled with a single fluorochrome at a given reference intensity range which will provide a unified fluorescence range for a particular fluorescence channel. A test requires one drop (50µl) of particle suspension, which is equivalent to ~100,000 particles. Bangs Flow Cytometry Standards are 7 - 9µm in diameter (unless otherwise noted) to approximate the size of human lymphocytes. *Technical Data Sheet PDS 510.*

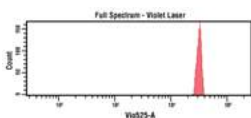
CHARACTERISTICS	TESTS	SIZE	CATALOG #
APC High	100	5 ml	BLI521-5
Fluorescein High	100	5 ml	BLI512-5
PE-Cy™5 High	100	5 ml	BLI518-5
Phycoerythrin High	100	5 ml	BLI515-5

Flow Check™ High Intensity Alignment Grade Particles | HAZARD CODE: A2dm

Technical Data Sheet 508.

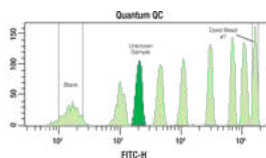
CHARACTERISTICS	NOMINAL DIAMETER	SIZE	CATALOG #
Bright Blue (BB)	0.50µm	10 ml	23520-10
Yellow Green (YG)	1.00µm	10 ml	23517-10
Yellow Green (YG)	2.00µm	10 ml	23518-10
Yellow Green (YG)	6.00µm	10 ml	23519-10

GENERAL INSTRUMENT SET-UP

Full Spectrum™ | HAZARD CODE: adm**BLI885**

Multi-color Reference Standards are highly uniform microspheres which fluoresce over a broad range of the spectrum to provide several reference positions in multi-detector analysis. Used to properly align flow cytometers excited from UV to near IR, this standard emits over the entire spectrum. *Technical Data Sheet PDS 885.*

TESTS	SIZE	CATALOG #
20	1 ml	BLI885A-1
100	5 ml	BLI885B-5
280	14 ml	BLI885C-14

Quantum™ QC**BLI725**

Quantum QC is a multi-intensity, multi-fluorescent standard that is intended for use as an in-depth tool for daily cytometer QC, and is appropriate for use with all lasers and detectors. It may be used to determine detection thresholds, understand resolution and assess and track linearity of detectors. It can aid in providing confidence that the system is suitable for use, or alert operators to potential problems before samples are run. Quantum QC may also be used for instrument set-up to achieve standardized PMT settings and define the window of analysis for relevant detectors. Quantum QC is comprised of a blank and 7 (mixed) intensity populations. Quantum QC is used with a QuickCal-Linearity template that is downloaded from our website with an Access Code provided with the product at the time of shipping. *Technical Data Sheet PDS 725 and 725A.*

SIZE	CATALOG #
5 ml	BLI725-5

Ultra Rainbow Fluorescent Particles | HAZARD CODE: adm

Ultra Rainbow Fluorescent Particles are internally labeled with a mixture of fluorophores that enables them to be excited at wavelengths from 365nm to 650nm. *Technical Data Sheet PDS 612.*

NOMINAL DIAMETER	TESTS	SIZE	CATALOG #
~3.8µm	20	1 ml	BLI610A-1
~3.8µm	100	5 ml	BLI610B-5
~3.8µm	280	14 ml	BLI610C-14
~10.2µm	20	1 ml	BLI611A-1
~10.2µm	100	5 ml	BLI611B-5
~10.2µm	280	14 ml	BLI611C-14

COMPENSATION

FITC / PE Compensation Standard | HAZARD CODE: adm**BLI820**

The FITC / PE Compensation Standard is a convenient means of setting two color compensation on a flow cytometer. Each kit contains an Autofluor™ bead, as well as a bead labeled with FITC, a bead labeled with PE and one labeled with both FITC and PE. *Technical Data Sheet PDS 820.*

TESTS	SIZE	CATALOG #
20	1 ml	BLI820A-1
100	5 ml	BLI820B-5
280	14 ml	BLI820C-14

Flow Cytometry Standards

Simply Cellular® Compensation Standards | HAZARD CODE: adm

The Simply Cellular Compensation Standard is a mixture of two Simply Cellular antibody coated particle populations capable of binding high and low levels of the monoclonal antibody used in your assay. Ideal for performing compensation in multicolor (2, 3, 4 or more) analysis. Kits are specific for mouse, rat or human monoclonal antibodies. *Technical Data Sheets PDS 850, PDS 851 and PDS 852.*

CHARACTERISTICS	TESTS	SIZE	CATALOG #
anti-Mouse IgG	100	5 ml	BLI550-5
anti-Rat IgG	100	5 ml	BLI551-5
anti-Human IgG	100	5 ml	BLI552-5

Simply Cellular® anti-Mouse for Violet Laser**BLI835**

The Simply Cellular anti-Mouse for Violet Laser standard features microspheres comprised of a proprietary matrix that exhibits low autofluorescence with violet excitation. Beads are suitable for labeling with mouse antibodies conjugated with violet fluorochromes, and for use as a compensation or general reference standard for detectors off of the violet laser. Beads are also suitable for use with other fluorochromes / detectors, e.g. 488nm, 633nm. The Simply Cellular anti-Mouse for Violet Laser standard is supplied as 2 populations: 1 blank and 1 high-binding anti-Mouse IgG (Fc specific) population. Supplied in an aqueous suspension containing ProClin®. *Technical Data Sheet PDS 835.*

TESTS	SIZE	CATALOG #
20	1 ml	BLI835A-1
100	5 ml	BLI835B-5

Flow Cytometry Protein A Antibody Binding Beads | HAZARD CODE: adm**BLI553**

Single population Protein A microspheres are suitable for labeling with conjugated antibodies from a range of hosts. Labeled microspheres may be used as single-population reference standards or in conjunction with an unlabeled population for compensation purposes. *Technical Data Sheet PDS 854.*

SIZE	CATALOG #
1 ml	BLI553-1
5 ml	BLI553-5
14 ml	BLI553-14

Flow Cytometry Protein G Antibody Binding Beads | HAZARD CODE: adm**BLI554**

Single population Protein G microspheres are suitable for labeling with conjugated antibodies from a range of hosts. Labeled microspheres may be used as single-population reference standards or in conjunction with an unlabeled population for compensation purposes. *Technical Data Sheet PDS 854.*

SIZE	CATALOG #
1 ml	BLI554-1
5 ml	BLI554-5
14 ml	BLI554-14

Viability Dye Compensation Standard | HAZARD CODE: adm

Viability Dye Compensation Standards are suitable for labeling with LIVE / DEAD® stains or similarly reactive dyes to generate compensation standards for flow cytometric analyses. Beads are not suitable for labeling with DNA stains such as propidium iodide, DAPI or Sytox®, and users should contact Technical Service for discussion if uncertain as to the compatibility of a specific dye or stain. *Technical Data Sheet PDS 853.*

NOMINAL DIAMETER	SIZE	CATALOG #
4µm	3 ml	BLI450-3
8µm	3 ml	BLI451-3

FLUORESCENCE REFERENCE

Flow Check™ Yellow Green (YG) 2.0 High Intensity Alignment Grade | HAZARD CODE: a2dm**23518**

A bright alignment grade bead population for flow cytometry with low size and CV. We use our own proprietary dyes to ensure long term stability. *Technical Data Sheet 508.*

SIZE	CATALOG #
10 ml	23518-10

Flow Check™ YG Kit 6.0 | HAZARD CODE: a2dm

The particles in this kit allow comparison of various levels of green fluorescence. Available individually or in a kit. *Technical Data Sheet 508.*

CHARACTERISTICS	SIZE	CATALOG #
Flow Check YG Kit 6.0 - Kit Contains: Four components, each packaged with $\sim 2 \times 10^6$ particles/ml: a full intensity bead, two intermediate intensity beads and a blank bead.	1 kit	23512-1
Flow Check Yellow Green (YG) 6.0 High Intensity Alignment Grade	10 ml	23519-10
Flow Check Yellow Green (YG) Low Intensity Level 1	10 ml	23522-10
Flow Check Yellow Green (YG) Low Intensity Level 2	10 ml	23523-10
Flow Check Yellow Green (YG) Unlabeled	10 ml	23521-10

Flow Cytometry Standards

Fluorescence Reference Standards | HAZARD CODE: adm

Fluorescence Reference Standards are labeled with specific fluorochromes so that they give rise to the same fluorescence spectra as cells labeled with the same fluorochromes. Fluorescence intensity is similar to biological samples. *Technical Data Sheets PDS 890.*

CHARACTERISTICS	TESTS	SIZE	CATALOG #
Acridine Orange	20	1 ml	BLI897A-1
	100	5 ml	BLI897B-5
	280	14 ml	BLI897C-14
Alexa Fluor® 488	20	1 ml	BLI886A-1
	100	5 ml	BLI886B-5
	280	14 ml	BLI886C-14
Alexa Fluor® 647	20	1 ml	BLI887A-1
	100	5 ml	BLI887B-5
	280	14 ml	BLI887C-14
Allophycocyanine (APC)	20	1 ml	BLI901A-1
	100	5 ml	BLI901B-5
	280	14 ml	BLI901C-14
Certified Blank™ (no label)	20	1 ml	BLI890A-1
	100	5 ml	BLI890B-5
	280	14 ml	BLI890C-14
Chlorophyll	20	1 ml	BLI898A-1
	100	5 ml	BLI898B-5
	280	14 ml	BLI898C-14
Cy™5	20	1 ml	BLI895A-1
	100	5 ml	BLI895B-5
	280	14 ml	BLI895C-14
DAPI	20	1 ml	BLI906A-1
	100	5 ml	BLI906B-5
	280	14 ml	BLI906C-14
Fluorescein	20	1 ml	BLI891A-1
	100	5 ml	BLI891B-5
	280	14 ml	BLI891C-14
Hoechst 33342	20	1 ml	BLI894A-1
	100	5 ml	BLI894B-5
	280	14 ml	BLI894C-14
Pacific Blue™	20	1 ml	BLI916A-1
	100	5 ml	BLI916B-5
	280	14 ml	BLI916C-14

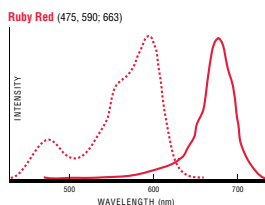
Fluorescence Reference Standards continued next page.

Fluorescence Reference Standards continued

CHARACTERISTICS	TESTS	SIZE	CATALOG #
PE-Cy™5	20	1 ml	BLI908A-1
	100	5 ml	BLI908B-5
	280	14 ml	BLI908C-14
PE-Cy™7	20	1 ml	BLI889A-1
	100	5 ml	BLI889B-5
	280	14 ml	BLI889C-14
PE-TR	20	1 ml	BLI909A-1
	100	5 ml	BLI909B-5
	280	14 ml	BLI909C-14
Propidium Iodide	20	1 ml	BLI892A-1
	100	5 ml	BLI892B-5
	280	14 ml	BLI892C-14
R-Phycoerythrin	20	1 ml	BLI899A-1
	100	5 ml	BLI899B-5
	280	14 ml	BLI899C-14
T.M. Rhodamine	20	1 ml	BLI905A-1
	100	5 ml	BLI905B-5
	280	14 ml	BLI905C-14
Texas Red®	20	1 ml	BLI893A-1
	100	5 ml	BLI893B-5
	280	14 ml	BLI893C-14
Violet Laser	20	1 ml	BLI915A-1
	100	5 ml	BLI915B-5
	280	14 ml	BLI915C-14

Flow Check™ Ruby Red Fluorescent Microspheres | HAZARD CODE: a2dm

24288



Flow Check Ruby Red Fluorescent Microspheres are ~6µm narrow distribution polystyrene particles that can be used for flow cytometry applications where fluorescence emission in the range of 600nm to 710nm is needed. Suitable for 488nm and 663nm excitation with detection in PE-Cy™5 or APC channels.

Technical Data Sheet 624.

CHARACTERISTICS	SIZE	CATALOG #
Supplied as a 5ml suspension (~5 x 10 ⁶ beads/ml) in a convenient dropper bottle. Ex. max: 475nm, Em. max: 663nm.	5 ml	24288-5

Flow Cytometry Standards

FLUORESCENCE QUANTITATION

Simply Cellular® | HAZARD CODE: dm

Antibody Binding Standards are particles that have ligands covalently linked to their surfaces to bind specific antibodies (e.g. Mouse IgG antibodies) in calibrated quantities. *Technical Data Sheets PDS 810, PDS 812 and PDS 813.*

CHARACTERISTICS	TESTS	SIZE	CATALOG #
anti-Mouse IgG	20	1 ml	BLI810A-1
anti-Mouse IgG	100	5 ml	BLI810B-5
anti-Mouse IgG	280	14 ml	BLI810C-14
anti-Human IgG	20	1 ml	BLI812A-1
anti-Human IgG	100	5 ml	BLI812B-5
anti-Human IgG	280	14 ml	BLI812C-14
anti-Rat IgG	20	1 ml	BLI813A-1
anti-Rat IgG	100	5 ml	BLI813B-5
anti-Rat IgG	280	14 ml	BLI813C-14

Simply Cellular® Compensation Standards | HAZARD CODE: adm

The Simply Cellular Compensation Standard is a mixture of two Simply Cellular antibody coated particle populations capable of binding high and low levels of the monoclonal antibody used in your assay. Ideal for performing compensation in multicolor (2, 3, 4 or more) analysis. Kits are specific for mouse, rat or human monoclonal antibodies. *Technical Data Sheet PDS 850, PDS 851 and PDS 852.*

CHARACTERISTICS	TESTS	SIZE	CATALOG #
anti-Mouse IgG	100	5 ml	BLI550-5
anti-Human IgG	100	5 ml	BLI552-5
anti-Rat IgG	100	5 ml	BLI551-5

Quantum™ Simply Cellular® | HAZARD CODE: dm

Quantum Simply Cellular Kits contain a mixture of microbeads that bind specific amounts of IgG antibodies. These standards are calibrated in terms of Antibody Binding Capacity (ABC) and can be used to construct calibration plots to determine the ABC of unknown samples and monitor instrument performance. Our FREE Flow Cytometry Data Analysis, QuickCal is designed to work with all Quantum Simply Cellular Kits (*access QuickCal by visiting www.bangslabs.com/products/quickcal and entering the Access Number provided with your standards*). *Technical Data Sheet PDS 814.*

CHARACTERISTICS	TESTS	SIZE	CATALOG #
anti-Mouse IgG	20	1 ml	BLI815A-1
anti-Mouse IgG	100	5 ml	BLI815B-5
anti-Mouse IgG	280	14 ml	BLI815C-14
anti-Human IgG	20	1 ml	BLI816A-1
anti-Human IgG	100	5 ml	BLI816B-5
anti-Human IgG	280	14 ml	BLI816C-14
anti-Rat IgG	20	1 ml	BLI817A-1
anti-Rat IgG	100	5 ml	BLI817B-5
anti-Rat IgG	280	14 ml	BLI817C-14

Quantum™ MESF | HAZARD CODE: adm

Quantum MESF Kits consist of a series of reference microbead standards whose intensities have been calibrated in Molecules of Equivalent Soluble Fluorochrome (MESF) units. QuickCal, our FREE Flow Cytometry Data Analysis template, works with all Quantum MESF Kits (*access QuickCal by visiting www.bangslabs.com/products/quickcal and entering the Access Number provided with your standards*). A test requires one drop (50µl, ~100,000 particles) of each particle suspension. Bangs Flow Cytometry Standards are 7-9µm in diameter (unless otherwise noted) to approximate the size of human lymphocytes. *Technical Data Sheet PDS 821.*

CHARACTERISTICS	TESTS	SIZE	CATALOG #
Alexa Fluor® 488 MESF	20	1 ml	BLI488A-1
Alexa Fluor® 488 MESF	100	5 ml	BLI488B-5
Alexa Fluor® 488 MESF	280	14 ml	BLI488C-14
FITC-5 MESF	20	1 ml	BLI555A-1
FITC-5 MESF	100	5 ml	BLI555B-5
FITC-5 MESF	280	14 ml	BLI555C-14
FITC-5 MESF (Premix)	20	1 ml	BLI555PA-1
FITC-5 MESF (Premix)	100	5 ml	BLI555PB-5
FITC-5 MESF (Premix)	280	14 ml	BLI555PC-14
R-PE MESF	20	1 ml	BLI827A-1
R-PE MESF	100	5 ml	BLI827B-5
R-PE MESF	280	14 ml	BLI827C-14
PE-Cy™5 MESF	20	1 ml	BLI828A-1

Quantum™ MESF continued next page.

Flow Cytometry Standards

Quantum™ MESF continued

CHARACTERISTICS	TESTS	SIZE	CATALOG #
Cy™5 MESF	20	1 ml	BLI822A-1
Cy™5 MESF	100	5 ml	BLI822B-5
Alexa Fluor® 647 MESF	20	1 ml	BLI647A-1
Alexa Fluor® 647 MESF	100	5 ml	BLI647B-5
Alexa Fluor® 647 MESF	280	14 ml	BLI647C-14
APC MESF	20	1 ml	BLI823A-1
APC MESF	100	5 ml	BLI823B-5
APC MESF	280	14 ml	BLI823C-14

QuickCal® v. 2.3 Data Analysis Program

QuickCal constructs a calibration curve associating fluorescence channel values to standardized fluorescence intensity units. Additionally, the channel value corresponding to the kit's blank bead is converted to the appropriate standardized fluorescence intensity unit (MESF or ABC); this will be the instrument's detection threshold for the specific reporter and detector. For instructions regarding QuickCal, please see *Technical Data Sheet PDS 819*.

CELL CYCLE ANALYSIS

Fluorescence Reference Standards | HAZARD CODE: adm

Fluorescence Reference Standards are labeled with specific fluorochromes so that they give rise to the same fluorescence spectra as cells labeled with the same fluorochromes. Fluorescence intensity is similar to biological samples. *Technical Data Sheets PDS 890 and PDS 892*.

CHARACTERISTICS	TESTS	SIZE	CATALOG #
Acridine Orange	20	1 ml	BLI897A-1
Acridine Orange	100	5 ml	BLI897B-5
Acridine Orange	280	14 ml	BLI897C-14
DAPI	20	1 ml	BLI906A-1
DAPI	100	5 ml	BLI906B-5
DAPI	280	14 ml	BLI906C-14
Fluorescein	20	1 ml	BLI891A-1
Fluorescein	100	5 ml	BLI891B-5
Fluorescein	280	14 ml	BLI891C-14
Hoechst 33342	20	1 ml	BLI894A-1
Hoechst 33342	100	5 ml	BLI894B-5
Hoechst 33342	280	14 ml	BLI894C-14
Propidium Iodide	20	1 ml	BLI892A-1
Propidium Iodide	100	5 ml	BLI892B-5
Propidium Iodide	280	14 ml	BLI892C-14

Viability Dye Compensation Standard | HAZARD CODE: adm

Viability Dye Compensation Standards are suitable for labeling with LIVE / DEAD® stains or similarly reactive dyes to generate compensation standards for flow cytometric analyses. Beads are not suitable for labeling with DNA stains such as propidium iodide, DAPI or Sytox® and users should contact Technical Service for discussion if uncertain as to the compatibility of a specific dye or stain. *Technical Data Sheet PDS 853.*


NOMINAL DIAMETER	SIZE	CATALOG #
4µm	3 ml	BLI450-3
8µm	3 ml	BLI451-3

CELL SIZE ESTIMATION

Size Calibration Standards Kit | HAZARD CODE: dm**BLI829**

The Size Calibration Standards Kit includes five highly uniform unlabeled microbead populations of different diameters (~4 - 11µm), which can be used to construct calibration plots for electronic volume and light scatter instrumentation. *Technical Data Sheet 829.*

TESTS	SIZE	CATALOG #
100	5 ml	BLI829B-5
280	14 ml	BLI829C-14

Small Bead Calibration Kits | HAZARD CODE: A2adw

Current applications in flow cytometry extend far beyond traditional lymphocyte immunophenotyping, with some applications involving the analysis of very small particles such as platelet- and endothelial-derived microparticles or microbial species. Our Small Bead Calibration Kits allow operators to verify the resolution capabilities of the flow cytometer, and to establish appropriate instrument settings for these analyses. Microspheres are dyed with Yellow Green (YG) and are suitable for use with FITC-optics. *Technical Data Sheet 916 or 1006.*

CHARACTERISTICS	PARTICLE CONCENTRATION	SIZE	CATALOG #
Nanobead Calibration Kit (50nm, 100nm)	~1 x 10 ⁸ particles/ml	1 kit	BLI834-1
Submicron Bead Calibration Kit (0.2µm, 0.5µm, 0.8µm)	~1 x 10 ⁸ particles/ml	1 kit	BLI832-1
Micron Bead Calibration Kit (1.0µm, 3.0µm, 6.0µm)	~2 x 10 ⁶ particles/ml	1 kit	BLI833-1

Flow Cytometry Standards

Fluoresbrite® Calibration Grade Size Range Kit | HAZARD CODE: A2dmw**18132**

Our unique synthesis methods routinely result in particles with fluorescence CV's less than 5% and often as low as 1%. A range of five sizes of Fluoresbrite YG microspheres can be used to calibrate the green channel.

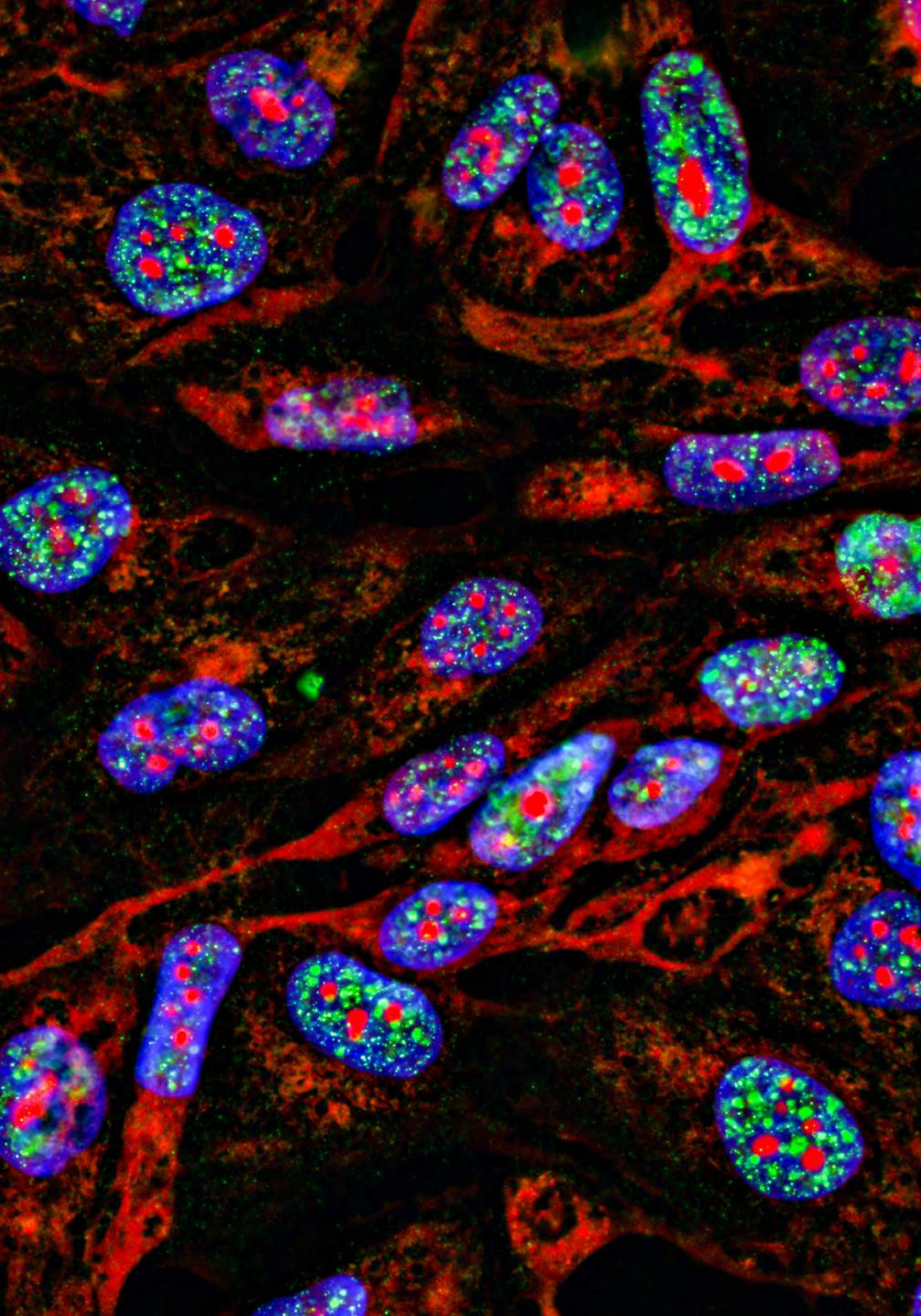
CHARACTERISTICS	SIZE	CATALOG #
Kit Contains: 1ml at 2.5% solids for each nominal size: 0.5µm, 1.0µm, 2.0µm, 3.0µm and 6.0µm.	1 kit	18132-1


CELL COUNTING

Flow Cytometry Absolute Count Standard™ | HAZARD CODE: A2adm**BLI580**

The Flow Cytometry Absolute Count Standard consists of highly uniform, cell-sized microspheres labeled with a full spectrum dye and provided at a known concentration ($\sim 1 \times 10^6$). These beads fluoresce over a broad range of the spectrum, allowing them to be used as count standards in multiple detectors.

SIZE	CATALOG #
10 ml	BLI580-10





At Polysciences, we are committed to making the finest microspheres in the world, and providing the highest level of customer and technical service from initial discussions through the product lifecycle and beyond. We hope that you find this catalog to be helpful as you consider products for your work, and invite you to contact us if we may address any questions or be of assistance in formulating solutions to meet your specific needs.

TECHNICAL GUIDE CONTENTS

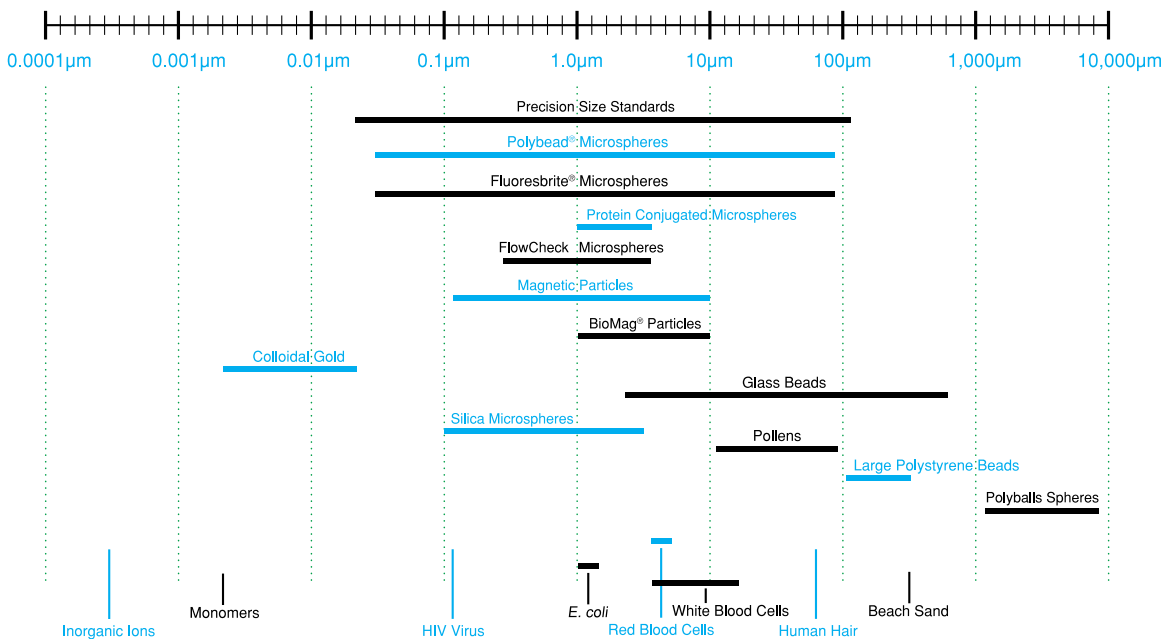
How Particles Measure Up	235	Embedding Tissues Containing- Polystyrene Microspheres	244
Microsphere Selection	236	Polybead® and Fluoresbrite® Dyed Particles	245
Particle Size	236	Types of Dyes Used	245
Particle Composition	236	Dyed Microspheres and Microscopy	245
Common Test and Assay Formats	237	Fluoresbrite® for Phagocytosis or Retrograde Transport	245
Magnetic Assays	237	Fluoresbrite® to Calibrate Flow Cytometers	245
Magnetic Separations	237		
Special Properties	238		
General Handling	238	BioMag®, BioMag® Plus and BioMag® Maxi	246
Particle Suspension	238	BioMag® Physical Characteristics	246
Surface to Volume Ratios	239	BioMag® Stability	246
Handling and Storage	239	BioMag® Stability in Solvents	246
Washing	239	BioMag® Magnetic Responsiveness	246
Centrifugation	239	Positive and Negative Selection with BioMag®	246
Aggregation	240	Magnetic Separator for BioMag®	246
Coating Microspheres	240	Flow Cytometry Quality Control	247
Passive Adsorption	240	Validation / Quality Control	247
Covalent Coupling	241	Instrument Set-Up	247
When Coupling to Particles Less Than 0.5µm	241	Applications	247
Affinity Binding	241		
Alternative for BSA as a Blocking Agent	241	Technical Data Sheets	249
Protein Coupling Efficiency Determination	242		
Protein Binding Protocols	242		
Protein Coupling Troubleshooting	243		
Polystyrene Microspheres	243		
Polystyrene Microsphere General Characteristics	243		
Polystyrene Microsphere Stability	244		
Polystyrene Microsphere Monodispersity	244		
Microsphere Sterility and Shelf Life	244		

HOW PARTICLES MEASURE UP

Precision Size Standards	0.04 - 175µm	Large Polystyrene Beads	106 - 600µm
Polybead® Microspheres	0.05 - 90µm	Polyballs	1,587.5 - 9,525µm
Fluoresbrite® Microspheres	0.05 - 90µm	Inorganic Ions	0.0006µm
Protein Conjugated Microspheres	1 - 6µm	Monomers	0.0045µm
Flow Check™ Microspheres	0.5 - 6.0µm	HIV virus	0.12µm
Magnetic Particles	0.2 - 10µm	<i>E. coli</i>	1 - 2µm
BioMag® Particles	1.0 - 10µm	Red Blood Cells	6 - 8µm
Colloidal Gold	0.005 - 0.06µm	White Blood Cells	7 - 25µm
Glass Beads	3 - 850µm	Human Hair	80µm
Silica Microspheres	0.1 - 5.0µm	Beach Sand	650µm
Pollens	12 - 90µm		

How Polysciences' Microspheres and Other Particles Measure Up

1 Micron (µm) = 1,000 Nanometers = 10,000 Angstroms



MICROSPHERE SELECTION

Microspheres offer a highly convenient and flexible system for developing reagents for assays and bioseparations and for use as instrument standards. As there are many varieties of microspheres available, it is important to think about the demands of the application when selecting a microsphere. Physical and optical properties should be considered in the context of handling and detection, and thought should also be given to requirements for diameter and size distribution, composition, surface chemistry and any other needed properties.

PROPERTY	CONSIDERATIONS
Size	Diameter, Uniformity / distribution
Composition	Density, Refractive index, Hydrophobicity / -philicity, Nonspecific binding, Autofluorescence
Surface chemistry	Reactive groups, Level of functionalization, Charge
Special properties	Visible dye / fluorophore, Superparamagnetic

Particle Size

Microsphere size may be critical to the proper function of an assay, or it may be secondary to other characteristics. Considering traditional diagnostic methods, the test or assay format commonly dictates particle size, such as the use of very small spheres (~0.1 - 0.4 μ m) to ensure satisfactory wicking in lateral flow tests, or the use of larger, cell-sized spheres (~4 - 10 μ m) for bead-based flow cytometric assays.

In magnetic separations, particularly those involving capture and elution of target, the exact size of the magnetic particle may be unimportant provided that the particles are in some general size range and offer desired separation characteristics.

Diameter also determines surface area. Small-diameter spheres present more surface area per unit mass, while larger spheres present more surface area per bead. Size also affects ease of handling, process considerations (such as the method used for separations [centrifugation, dialysis, filtration]) and the amount of reagent needed for coating.

All sizes listed in this catalog are nominal. For most products, the mean diameter of your particles will be printed on the label with the standard deviation.

Particle Composition

Common microsphere compositions include polystyrene (PS) and silica. These materials possess different physical and optical properties, which may present advantages or limitations for different applications.

Polymer beads are generally hydrophobic, and as such, have high protein binding abilities. However, they often require the use of some surfactant (e.g. 0.01 - 0.1% Tween® 20 or SDS) in the storage buffer to ensure ease of handling. During synthesis, functional monomers may be co-polymerized with styrene to develop beads with reactive surface groups. Functional groups may be used in covalent binding reactions and also aid in stabilizing the suspension.

Silica microspheres are inherently hydrophilic and negatively-charged. Consequently, aqueous silica suspensions rarely require the use of surfactants or other colloidal stabilizers. Carboxyl- and amine-functionalized silica spheres are available for use in common covalent coating protocols, and plain silica microspheres may be modified using a variety of silanes to generate functional groups or alter surface properties.

COMPOSITION	REFRACTIVE INDEX (589nm)	DENSITY (g/cm ³)	GLASS TRANSITION TEMPERATURE (°C)
PS	1.59	1.05	95
Silica	1.43 - 1.46*	2.0*	>>1000

*Determined using representative samples. Other values are as reported in the literature for bulk polymer or silica.

Common Test and Assay Formats

TEST / ASSAY FORMAT	BEAD SIZE	BEAD TYPE	COATING STRATEGY	DETECTION STRATEGY
Turbidimetric	50nm – 500nm	Undyed	Covalent	Turbidimetry
Magnetic Chemiluminescence	1 - 5 μ m	ProMag® HP	Covalent	Luminescence
Flow cytometric (suspension array)	2 μ m – 15 μ m	QuantumPlex™ QuantumPlex™ ^M (encoded populations for multiplexing) or Non-fluorescent (simplex or multiplex with different bead sizes)	Covalent or streptavidin / biotin	Flow cytometer
Bead “ELISA”	1- 3 μ m	ProMag®, ProMag® HP	Covalent	Spectrophotometer
Lateral Flow	0.1 μ m – 0.4 μ m	Dyed Europium Chelate	Covalent or adsorption	Visual or Automated Reader (absorbance, fluorescence)
Lateral Flow – Boulders in the Stream	0.1 μ m – 0.4 μ m mobile phase	Dyed (visible) mobile phase	Covalent or adsorption	Visual
	~2 μ m – 3 μ m capture phase	Undyed capture beads		
Dipstick	0.1 μ m – 0.4 μ m	Dyed (visible)	Covalent or adsorption	Visual
Latex Agglutination Test (LAT)	0.2 μ m – 1.0 μ m	Undyed or visibly dyed	Covalent or adsorption	Visual (may be microscope-assisted)

Magnetic Assays

ASSAY	
Chemiluminescence	ProMag® HP
Immuno	ProMag®, ProMag® HP, COMPEL™ or BioMag®
Molecular	Magnefy™, ProMag® or ProMag® HP
Flow cytometric	QuantumPlex™ ^M

Magnetic Separations

SEPARATION	
Antibodies	BioMag® Protein A or Protein G and ProMag® Protein G
Proteins	BioMag®, ProMag®, ProMag® HP or COMPEL
Glycans, glycoproteins	BioMag® WGA or Con A
Cells	BioMag® anti-CD marker or secondary antibody
Subcellular organelles	BioMag® (antibody-coated)
Immunoprecipitates	BioMag® secondary antibody
mRNA	BioMag® Oligo dT(20) or mRNA Purification System
DNA (total-SPRI)	Magnefy™ or BioMag® COOH
DNA (specific sequence)	ProMag® ProMag® HP, Magnefy™, COMPEL™ or BioMag® Streptavidin or COOH (oligo attachment)
Biopanning	ProMag®, COMPEL™ or BioMag®

Special Properties

Many applications in the life sciences demand added properties such as fluorescence or a visible color, or iron oxide inclusions for magnetic separations. Polymer spheres (and some polymer-based magnetic spheres) are often internally dyed via organic solvent swelling and many standard products are available. Dye concentrations can be adjusted to produce beads with different intensities to meet special needs, such as QuantumPlex™ for multiplexed flow cytometric assays or our Dragon Green or Flash Red Intensity Standards, which support imaging applications and associated instrument QC. Many surface- or internally-labeled fluorescent beads are also available as specialized flow cytometry standards.

Various types of superparamagnetic microparticles are available, with different matrices, magnetite content, surface groups, etc. For new assays or applications, magnetic beads should be evaluated with application demands in mind.

GENERAL HANDLING

Particle Suspension

The number of particles per ml will vary with the specified weight to volume (w / v) concentration, diameter of the particle and density of particle composition. The number of particles per milliliter can be calculated using the following equation:

$$\frac{6x 10^{12} \rho_L}{\rho_s p z^3}$$

x = solids content (g/ml)
 ρ_s = density of solid sphere (g/cm³)
 z = diameter (μm)
 ρ_L = density of bead suspension (g/ml)
 $\rho_L = 100 \rho_s / [100 \times (1 - \rho_s) + (100 \rho_s)]$

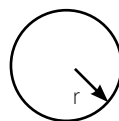
The following grid gives the estimated particles per milliliter for common diameters of polystyrene beads ($\rho = 1.05$ g/ml) suspended at 2.5% solids (w / v), 25mg/mL, and silica beads ($\rho = 2.0$ g/ml) suspended at 10% solids (w/v, 100mg/mL), at common diameters:

DIAMETER (μm)	POLYSTYRENE 2.5% SOLIDS (PARTICLES/ML)	SILICA 10% SOLIDS (PARTICLES/ML)
0.05	3.64×10^{14}	N/A
0.10	4.55×10^{13}	1.00×10^{13}
0.20	5.68×10^{13}	1.26×10^{13}
0.35	1.06×10^{12}	2.34×10^{12}
0.50	3.64×10^{11}	8.04×10^{11}
0.75	1.08×10^{11}	2.38×10^{11}
1.00	4.55×10^{10}	1.00×10^{10}
1.50	1.35×10^{10}	2.98×10^{10}
2.00	5.68×10^9	1.26×10^{10}
3.00	1.68×10^9	3.72×10^9

DIAMETER (μm)	POLYSTYRENE 2.5% SOLIDS (PARTICLES/ML)	SILICA 10% SOLIDS (PARTICLES/ML)
4.50	4.99×10^8	1.10×10^9
6.00	2.10×10^8	4.65×10^8
10.0	4.55×10^7	N/A
15.0	1.35×10^7	N/A
20.0	5.68×10^6	N/A
25.0	2.91×10^6	N/A
45.0	4.99×10^5	N/A
75.0	1.08×10^5	N/A
90.0	6.24×10^4	N/A

Surface to Volume Ratios

Use these formulas as a rough guide to estimate the surface area or the volume of a sphere for protein binding applications and charge calculations.



$$\text{Surface Area} = 4 \pi r^2$$

$$\text{Volume} = 4 / 3 \pi r^3$$

Handling and Storage

Our microspheres are synthesized in water and should be stored in aqueous environments. Deionized water is the best suspending medium for uncoated spheres as high concentrations of ions may result in aggregation. Coated microspheres should be stored in buffers that are appropriate for the ligand that is bound to the surface. Storage of particles over long periods of time should be at 4°C to deter the growth of microbes, and the particle suspensions must not be allowed to freeze. Dyed and fluorescent particles should be protected from light. Biocides may be added for extended storage.

Washing

Microspheres sold as instrument standards can often be used as-is, or simply diluted in an appropriate buffer or aqueous solution. Conversely, microspheres that will be coated or otherwise modified should be washed to remove additives and residuals that could interfere with the binding reactions or downstream processes.

Common washing and separation methods for non-magnetic beads include centrifugation, filtration and dialysis. Selection of the “best” method will depend on processing volume/scale, required throughput and microsphere characteristics. Centrifugation is often used for small-scale separations of $\geq 0.5\mu\text{m}$, dialysis filtration for small spheres $< 0.5\mu\text{m}$, or to achieve higher throughput. Superparamagnetic microparticles are separated using rare earth or electro-magnets.

Centrifugation

Particle washing may be conducted via centrifugation. This procedure must be performed carefully as excessive centrifugation may result in resuspension difficulties. Though centrifugation of BioMag® magnetic particles is not recommended, ProMag® may be processed in this way. For the purposes of pelleting, it is important to understand the settling velocities of particles. For spherical particles, settling velocity can be calculated using Stokes' Law:

$$V = \frac{2Ga^2(r_1 - r_2)}{9\eta}$$

V = Velocity (cm/sec)
 G = G force ($1G = 980.7 \text{ cm/sec}^2$)
 r_1 = density of particle (g/cm^3)
 r_2 = density of suspending media (g/cm^3)
 η = coefficient of viscosity
 a = radius of spherical particle in cm

For calculating the settling velocity of polystyrene spheres at 1 G in 20°C water, Stokes' Law can be expressed in the following formula where d = diameter (μm) ($r_1 = 1.05 \text{ g/cm}^3$, $r_2 = 1.00 \text{ g/cm}^3$ and water = 1.002 cp); $V = 2.77 \times 10^{-6} d^2$. To estimate appropriate times for centrifugation, settling velocity is multiplied by the G forces generated by the centrifuge. The resultant velocity is then compared to the height of the centrifuge tube.

For example: A $1.0\mu\text{m}$ polystyrene particle placed in a microcentrifuge generating 10,000 G will settle at a velocity of $2.72 \times 10^{-2} \text{ cm/sec}$.

BEAD TYPE	DIAMETER RANGE	RELATIVE CENTRIFUGAL FORCE (xG)	SPEED (RPM)
Polymer	> 0.5 μm	6500 - 14000	8925 - 13100
	> 1.0 μm	3000 - 5500	6060 - 8210
	> 5 μm	1300 - 3000	3990 - 6060

Centrifugation continued

BEAD TYPE	DIAMETER RANGE	RELATIVE CENTRIFUGAL FORCE (×G)	SPEED (RPM)
Silica	> 0.5µm	3000 - 5500	6060 - 8210
	> 1.0µm	1300 - 3000	3990 - 6060
	> 5.0µm	750 - 1300	3030 - 3990
Protein/Ab-coated	> 0.5µm	8000 - 11000	9900 - 11610
	> 1.0µm	5500 - 8000	8210 - 9900
	> 5.0µm	2000 - 5500	4950 - 8210

Pelleting the particle in a 4cm high tube would require a 144-second (minimum) centrifuge run. The actual time required to form an acceptable pellet could possibly be 50% longer. These calculations are intended to be used as guidelines to assist in determining centrifugation time. Different size particles yield dramatically different settling velocities. A 10.0µm particle could settle in 2 seconds under the aforementioned conditions, whereas a 0.01µm particle could take at least 4 hours to settle. Brownian motion and particle concentration also affect the settling rate.

Aggregation

Our microspheres are available in a variety of compositions, including polystyrene, poly(methyl methacrylate) and silica. Though polymer microspheres are more susceptible to hydrophobic-mediated aggregation, there are several factors that may influence the dispersity of the suspension. For example, low surface charge, small diameter (high surface area:volume ratio), high microsphere concentration and suboptimal buffer composition or pH may promote aggregation. Strategies that are effective in addressing aggregation thus counter these conditions, i.e. use of surfactant to reduce hydrophobicity (e.g. 0.01 - 0.1% Tween® 20 or SDS), sonication to disrupt aggregates and adjusting microsphere concentration or buffer pH to deter contact between individual spheres.

COATING MICROSPHERES

Microspheres may be coated with capture molecules such as antibodies, oligonucleotides, peptides, etc. for use in diagnostic or bioseparation applications. Microsphere coatings are typically optimized to achieve desired specific activity, while minimizing nonspecific interactions. Consideration should also be given to the required stability, development time frame and budget and the specific biomolecule to be coated. These factors will aid in determining the most fitting coating strategy for both short- and long-term objectives.

Standard microsphere products support three basic coating strategies: passive adsorption, covalent coupling and affinity binding. It is important to note that each binding strategy has benefits and limitations, which should be weighed in the context of study objectives and the demands that will be placed upon the finished reagent.

Passive Adsorption

Passive adsorption relies primarily on hydrophobic interactions between the biomolecule and the polymer particle. Such coatings are fairly simple to conduct, involving incubation of the microspheres with the purified ligand. They typically require little optimization and reagents may be developed relatively quickly. However, as adsorption relies on the formation of multiple attachment points between the molecule and the particle, this strategy is typically reserved for use with proteins and non-functionalized polymer spheres. Adsorption is generally not suitable for hormones, peptides or nucleic acids in hybridization-based applications, and protein adsorption to silica is expected to be less efficient than to polymer. Most techniques using passive adsorption technology report four to six months of bead stability. The reagent may be lyophilized for extended stability.

Covalent Coupling

Covalent coupling results in the permanent attachment of the molecule to the functionalized (e.g. carboxyl or amine) microsphere. It can provide needed stability when developing a commercial reagent, and for multiplexed assays, where analyte-specific bead populations are mixed. Additionally, specialized chemical linkers may be employed to address steric effects or to optimally orient the molecule. If surfactant is required as an additive in the assay, covalent coupling procedures are recommended as surfactants can displace adsorbed proteins from the surface. Covalent binding is also important for the immobilization of oligonucleotides or peptides, where end-point attachment is required. Although covalent binding protocols often involve a higher level of optimization than other approaches, coupling kits are available to simplify the process.

When Coupling to Particles Less Than 0.5µm

The chemical aspects of the protocols are universally applied, but the mechanical separations of these particles must be adapted for specific sizes. Most protocols suggest centrifugation to separate the particles from the reagents. This is not practical for particle sizes less than 0.5µm, as most microcentrifuges cannot spin these particles down within 30 minutes. Even extremely high G forces are not recommended, as resuspension becomes arduous. Other separation techniques may be utilized, such as dialysis, forced membrane filtration or centrifugal filter devices. Polysciences also offers Vivaspin® Ultrafiltration devices to effect separation of 0.02-0.5µm particles.

Affinity Binding

Affinity binding is a straightforward method for immobilizing primary antibodies or tagged molecules. Proteins A and G and Fc-specific antibody coatings permit the directed immobilization of primary antibodies, and streptavidin (SA) is used extensively for the binding of biotinylated molecules, such as antibodies, peptides and oligonucleotides.

BIOMOLECULE	COATING STRATEGY	NOTES
Peptides	Covalent Streptavidin / biotin	End-point attachment to preserve the activity of the peptides.
Nucleic acids	Covalent Streptavidin / biotin	End-point attachment to permit hybridization of probe sequence with target sequence.
Proteins (e.g. antibodies)	Covalent Adsorption Streptavidin / biotin Proteins A / G	Common proteins are generally large enough that multi-point attachment and nonspecific orientation do not compromise their activity. However, linkers, spacers (covalent or SA / B) or affinity ligands may be employed to address steric effects or sub-optimal orientation.

Alternative for BSA as a Blocking Agent

Any innocuous protein may be used to block the effects of non-specific adsorption. In selecting an alternative to BSA, it is suggested that the size of the active protein and the size of the blocking protein be compared. BSA is highly recommended for IgG coupling. However, the large size of BSA could obscure the activity of smaller active proteins. Glycine or small polypeptides may be used as alternatives.

Protein Coupling Efficiency Determination

Coupling efficiency can be determined by measuring the change in absorbance of the supernatant before and after coupling.

1. Set spectrophotometer wavelength to 280nm. Blank with the Coupling Buffer.
2. Measure the absorbance of the Pre-Coupling Solution. A further dilution may be necessary to read an absorbance depending upon the amount of protein added (D = dilution factor).
3. Measure the absorbance of the Post-Coupling Solution. A dilution may be necessary to read the absorbance (D = dilution factor). Calculate the coupling efficiency, expressed as the % Protein Uptake, as follows. Typical values of Protein Uptake are >60%.

$$\left[\frac{(A_{280} \text{ Pre-Coupling Solution} \times D_1) - (A_{280} \text{ Post-Coupling Solution} \times D_2)}{(A_{280} \text{ Pre-Coupling Solution} \times D_1)} \times 100 \right]$$

Protein Binding Protocols

The following sequences serve as guidelines for protein binding. Technical Data Sheets (TDS) with detailed step-by-step protocols can be downloaded from our website, and ligand-specific immobilization protocols may be found in the literature.

ADSORBING PROTEIN ON PARTICLES - TDS 238E	COUPLING BY CARBODIIMIDE - TDS 238C & 644	COUPLING BY GLUTARALDEHYDE - TDS 238D & 238G
Plain Polystyrene	Carboxylate Functional Particles	Amino or Blue Dyed Particles
<ul style="list-style-type: none"> Initial Buffer: 0.1M Borate Buffer, pH 8.5 Suspend in buffer, spin down and resuspend 2 or 3 times. Suspend in borate buffer. Add protein and mix end-to-end overnight. Spin and save supernatant for protein determination. Re-suspend in BSA in appropriate buffer and spin down twice. Re-suspend in PBS, pH 7.4, containing BSA (storage buffer). Protein bound directly on surface. 	<ul style="list-style-type: none"> Initial Buffer: 0.1M Carbonate Buffer Suspend in buffer, spin down and resuspend 2 or 3 times. Suspend in MES buffer. Add fresh carbodiimide solution dropwise and incubate for 15 - 30 minutes. Wash to remove excess carbodiimide, then resuspend in borate buffer. Add protein and mix end-to-end for 2 - 4 hours. Add ethanolamine, mix for 30 minutes. Spin and save supernatant for protein determination. Re-suspend in BSA-containing buffer and spin down twice. Re-suspend in PBS, pH 7.4, containing BSA (storage buffer). Protein bound 2 - 3 carbon atoms from surface. 	<ul style="list-style-type: none"> Initial Buffer: 0.02M PBS, pH 7.4 Suspend in buffer, spin down and resuspend 2 or 3 times. Suspend in PBS. Suspend in 8% glutaraldehyde in PBS, pH 7.4 and mix end-to-end for 4 - 6 hours. Wash to remove excess glutaraldehyde and resuspend in PBS buffer. Add protein and mix end-to-end overnight. Add ethanolamine, mix for 30 minutes. Spin and save supernatant for protein determination. Re-suspend in BSA-containing buffer and spin down twice Re-suspend in PBS, pH 7.4, containing BSA (storage buffer). Protein bound 5 carbon atoms from surface of blue dyed beads and 11-12 carbon atoms from surface of amino beads.

Protein Coupling Troubleshooting

Below are some solutions for protein coupling troubleshooting. If you do not see a solution to the problem you have encountered, please email us at: info@polysciences.com.

PROBLEM	SOLUTION
Clumping prior to use	Careful sonication
<ul style="list-style-type: none"> Clumping after procedure Carbodiimide addition causes clumping Glutaraldehyde addition causes clumping Protein addition causes clumping Washing causes clumping 	<ul style="list-style-type: none"> Isolate the step that causes clumping Add slowly, agitate beads, decrease bead concentration Add slowly, agitate beads, decrease bead concentration; add an excess of glutaraldehyde to avoid chemical crosslinking of particles; clumping will typically resolve by the conclusion of protein coupling Increase protein concentration Add surfactant or reduce number of washing steps
Low binding	Move pH closer to protein isoelectric point
Variable coating	Use pure water – no contaminants; use fresh reagents
Coating, but no reaction	Optimize pH away from isoelectric point
Centrifuge not practical	Use membrane filtration, dialysis or spin filters for small particles
Nonspecific adsorption	Use an alternative for BSA (glycine, casein)
Small proteins bound, but not reactive	Use a crosslinking reagent to extend coupling away from the surface of the bead
Long-term storage leaches protein	Try covalent attachment or lyophilize final product

POLYSTYRENE MICROSPHERES

Polystyrene Microsphere General Characteristics

PARAMETER	DESCRIPTION
Size	0.05 - 150µm for a wide range of applications
Monodispersity	Coefficient of variance ≤15% for most size ranges, 0.05 - 90µm
Concentration	2.5%
Suspending medium	DI water with residual surfactant to ensure stable dispersions
Color	Undyed, red, yellow, black, blue, violet, orange, green and several fluorescent colors
Functionality	Plain, COOH, -NH ₂ and -OH.
Stability	Inert, safe for handling and ideal for biological studies
Protein Affinity	Covalent coupling for functionalized spheres or passive adsorption possible
Glass Transition	~94°C, stable to moderate heating temperature; some diameters feature a low level of DVB crosslinking
Bead Density	~1.05 g/cm ³ , similar to cell densities
Refractive Index (589nm)	~1.59 - 1.60, ideally suited for applications
Biocides	None (except where noted); particles are compatible with sodium azide, ProClin® and other treatments.

Polystyrene Microsphere Stability

Polysciences offers a one year shelf life for most products. Unless noted, biocides are not added and the particles are shipped in DI water with residual surfactant. All suspended polystyrene products should be stored at 4°C to prevent microbial growth. Microsphere suspensions must be protected from freezing to safeguard against irreversible aggregation. If long-term storage is required, the addition of biocide is recommended.

Polystyrene Microsphere Monodispersity

The following chart lists our specifications for the uniformity of our particles, expressed as the coefficient of variance (CV). The actual diameter (D) and the standard deviation (SD) for each lot is printed on the label. The % CV is expressed as the SD/D x 100.

DIAMETER (µm)	CV MAXIMUM (%)
0.05	≤15
0.10	≤15
0.20	≤8
0.35	≤5
0.50	≤3

DIAMETER (µm)	CV (%)
0.75	≤3
1.00	≤3
1.5	≤5
2.00	≤5
3.00	≤5

DIAMETER (µm)	CV MAXIMUM (%)
4.50	≤7
6.00	≤10
10.00	≤10
15.00 - 90.00	≤15

Microsphere Sterility and Shelf Life

Most of our polystyrene microspheres are packaged as non-sterile suspensions. We have made the decision to give the customer the option of adding biocides or preservatives into the product upon receipt. The particles will be stable for up to one year after the date of sale. Degradation of the particles, their functional groups or the incorporated dyes is not expected under normal conditions and our primary concern is the quality of the DI water. We make every effort to ensure that our water source and packaging procedures will allow us to meet our one year shelf life. If a sterile product is necessary, then the particles may be gamma irradiated. Additions of biocides, such as thimerosal or sodium azide, are common. For research applications involving in vivo studies or live cells, the particles can be suspended in alcohols prior to use. See *Technical Data Sheet 670, Decontaminating Microspheres, for more information.*

Embedding Tissues Containing Polystyrene Microspheres

Polystyrene microspheres have been visualized by light microscopy in unembedded coverslip monolayers, in fixed or unfixed frozen sections, in paraffin sections and in glycol methacrylate kits. For paraffin sections, n-butyl alcohol must be used for clearing and deparaffination since typical organic solvents (e.g. toluene, THF or ethyl acetate) will destroy the beads. The beads cannot be embedded in methyl or butyl methacrylate media. TEM embeddings in Epon and Spurr's have been successful.


POLYBEAD® AND FLUORESBRITE® DYED PARTICLES

Types of Dyes Used

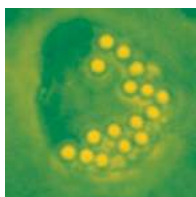
Most of our visibly dyed and fluorescent (i.e. internally dyed) products feature water insoluble dyes*. This minimizes the incidence of dye leaching from the particles into aqueous buffers. Our visibly dyed microspheres are available as black, blue, red, violet, orange, green and yellow. Polysciences' most popular fluorescent dyes match the following filter settings:

FLUORESCENT PARTICLES	FILTER SETTING	DYED PARTICLE	EXCITATION MAX. (NM)	EMISSION MAX. (NM)
BB (Bright Blue)	Coumarin	BB	360	407
YG (Yellow Green)	Fluorescein	YG	441	486
YO (Yellow Orange)*	Rhodamine	YO	529	546
PC (Polychromatic Red)	Phycoerythrin	Red	491; 512	554
		Ruby Red	475; 590	663

*YO has limited water solubility; some leaching may occur with rigorous washing.

Dyed Microspheres and Microscopy

A 6µm visibly dyed (non-fluorescent) particle is the smallest particle whose color can reasonably be observed under light microscopy conditions (400x). Infinite magnification of a dyed particle will result in an undyed appearance. Fluorescently-labeled Fluoresbrite® microspheres are recommended for microscopic viewing of particles smaller than 6µm. Fluoresbrite® 0.05µm particles have been identified using a fluorescent microscope set at 100x objective and 10x ocular magnification.


Fluoresbrite® for Phagocytosis or Retrograde Transport

Uniform polystyrene particles are ideal for cellular studies. Microspheres are easily identified by their intense fluorescence, and polystyrene has long been recognized as a biologically active surface for cell attachment. See *Technical Data Sheet 430* for more information on *phagocytosis studies*.

Fluoresbrite® to Calibrate Flow Cytometers

Our Fluoresbrite® Calibration Grade particles have had a long history of use as flow cytometry standards. We also carry the extensive line of Bangs Flow Cytometry Standards. See Polysciences Flow Cytometry Technical Guide or *Technical Data Sheet 431* for more information.

BIOMAG®, BIOMAG® PLUS AND BIOMAG® MAXI



BioMag® Physical Characteristics

Our conventional BioMag are irregularly-shaped iron oxide particles that are approximately 1-2µm in size. BioMag Plus are similar, but have undergone additional processing for the reduction of outliers. BioMag Maxi are ~6µm. Functionalized versions are covered with a silane coating that provides functional groups for the attachment of ligand. The irregular shape of the BioMag, BioMag Plus and BioMag Maxi particles provide increased surface area and therefore increased binding capacity per unit mass.

BioMag particle surface area:	>100 m ² /g
BioMag particle density:	>>2.5 g/cc
BioMag settling rate:	4% in 30 minutes

BioMag® Stability

As the BioMag base particle is composed of coated iron oxide, the particle itself is very stable. However, any biologic ligands attached to BioMag particles are susceptible to degradation over time. BioMag® should not be frozen or exposed to elevated temperatures.

BioMag® Stability in Solvents

BioMag particles have been used in various coupling buffers at pH ranging from 5.5 to 8.0. Apart from use in brief elution steps, low pH buffers can be problematic for BioMag. It is best to test BioMag in advance of exposure to organic solvents, extreme pH, or elevated temperature.

BioMag® Magnetic Responsiveness

BioMag particles are superparamagnetic. In other words, they have no magnetic memory and will readily re-suspend if the magnetic force is removed. The particles are greater than 90% magnetite in composition and have a magnetization of 25 - 35 emu/g (Electromagnetic Units).

Positive and Negative Selection with BioMag®

BioMag particles can be used for both positive and negative selections. In negative selection, the unwanted components are bound and pulled out of solution by the BioMag particles. After magnetic separation, the resulting supernatant is enriched for the target cells or molecules. In positive selection schemes, the BioMag particles are used to pull out of solution only the target cells or molecules of interest. Unwanted cell populations and other sample constituents will be discarded with the supernatant, resulting in a purified suspension of the target components.

Magnetic Separator for BioMag®

Small superparamagnetic particles such as BioMag require a strong magnetic field for efficient separation. Polysciences' magnets offer optimal performance, featuring rare earth (Neodymium-Iron-Boron) magnets embedded in plastic housings, with magnetic strengths ranging from 27 - 35 megagauss Oersted. See *Technical Data Sheet 796* for additional information on the magnetic separators offered.

For complete technical information for each BioMag® product, refer to the appropriate Technical Data Sheet.

FLOW CYTOMETRY QUALITY CONTROL

Validation / Quality Control

An instrument validation / Quality Control (QC) program will depend on the type and complexity of the work being performed on the instrument. Multi-fluorescent beads such as Full Spectrum™ or Quantum™ QC allow operators to run a single product to check basic function and track general stability of all of the lasers / detectors. It will also be important to understand the sensitivity, resolution and linearity of different detectors. Linearity determinations are particularly important for quantitative fluorescence analyses.

Instrument Set-Up

Flow cytometers are highly configurable, and results can vary dramatically with different instrument settings. Establishing a common “Window of Analysis” for each detector, with upper and lower fluorescence limits defined, allows reference populations to be positioned in approximately the same place on the same scale. This may be accomplished with the aid of Quantum™ QC or Full Spectrum™. If multi-color analyses are being performed, compensation standards will likely be required to tailor settings.

Applications

There are many different types of studies that can be conducted on a flow cytometer. This might include quantitative surface marker expression analysis (Quantum™ MESF, Quantum™ Simply Cellular®), absolute counting (Flow Cytometry Absolute Count Standard™), size estimation (Small Bead Calibration Kits, Size Calibration Standard Kits), or various fluorescence analysis (Fluorescence Reference Standards).

The chart that follows provides additional product recommendations for specific tasks / objectives, and we additionally invite you to contact us to discuss the specific requirements of your program.

CATEGORY	PURPOSE	FREQUENCY	PRODUCTS
Daily QC	General check of instrument stability / status	Daily	Full Spectrum™ (multi) Ultra Rainbow Fluorescent Particles (multi) Fluorescence Reference Standards (single) Flow Check™ Ruby Red Fluorescent Microspheres (single) Quantum™ QC (multi)
Daily QC	General check of instrument optical system	Daily	Full Spectrum™ (multi) Ultra Rainbow Fluorescent Particles (multi) Fluorescence Reference Standards (single) Flow Check™ Ruby Red Fluorescent Microspheres (single) Quantum™ QC (multi)
Daily QC	Optical alignment	Daily	Right Reference Standard™ Flow Check™ Alignment and Compensation Particle Sets
Daily QC	Fluidics check	Daily	Surface-labeled fluorescent microspheres, e.g. Fluorescence Reference Standards, Quantum™ MESF
Weekly QC	Optical system sensitivity, resolution for linearity (for specific lasers / PMTs)	Weekly	Quantum™ QC (multi)
Daily Set-Up	Standardized instrument set-up (PMTs)	Daily or between runs if settings are changed	Quantum™ QC (multi)
Daily Set-Up	Standardized compensation settings for multi-color analyses	Daily or between runs if settings are changed	FITC/PE Compensation Standard Simply Cellular® Compensation Standard, Quantum™ Simply Cellular® Viability Dye Compensation Standard Simply Cellular for Violet Laser

Table continued on next page

CATEGORY	PURPOSE	FREQUENCY	PRODUCTS
Application	Fluorescence quantitation in cellular expression studies or bead-based assays	Daily when quantitative analyses are performed or between different applications, if fluorescence PMT settings are changed	Quantum™ MESF Quantum™ Simply Cellular®
Application	F : P ratio determination for quantitative fluorescence analyses	As needed, i.e. with each new lot of fluorochrome-conjugated antibody	Simply Cellular® (used in conjunction with Quantum™ MESF)
Application	Compensation for multi-color flow cytometry	Daily or between different applications if fluorescence PMT settings are changed	FITC / PE Compensation Standard Simply Cellular® Compensation Standard Quantum™ Simply Cellular® Viability Dye Compensation Standard Simply Cellular® for Violet Laser, Fluorescence Reference Standards (single) Flow Cytometry Antibody Binding Beads (Protein A and G)
Application	Cell counting	As needed	Flow Cytometry Absolute Count Standard™
Application	Cell size estimation	As needed	Size Calibration Standards Kit Submicron Bead Calibration Kit Micron Bead Calibration Kit
Application	Suspension array	Platform for development of bead-based flow cytometric assays	QuantumPlex™ QuantumPlex™™

Accessory Reagents

TDS 793	Polysciences Bead Solution
TDS 794	Polysciences Bead Coupling and Storage Buffers
TDS 911	Accessory Reagents
TDS 912	Surfactants

Pollens

TDS 281	Sporopollenin Microparticles
TDS 919	Pollens
TDS 604	Iron Powder
TDS 605	Black Iron Oxide Particles
TDS 607	Red Iron Oxide Particles
TDS 744	Hollow Glass Beads
TDS 758	Glass Beads
TDS 783	Phenolic Beads, Hollow
TDS 784	Polybead® Hollow Microspheres

Dyed Microspheres

TDS 808	Polybead® Dyed Microspheres
---------	-----------------------------

Flow Cytometry Products

TDS 508	FlowCheck™ Microspheres
TDS 613	FlowCheck™: Flow Cytometry Particles and Sets
TDS 624	FlowCheck™ Ruby Red Fluorescent Microspheres
TDS 914	Flow Cytometry Instrument Quality Assurance / Quality Control Program
TDS 916	Small Bead Calibration Kits
TDS 1006	Nanobead Calibration Kit
PDS 214	QuantumPlex™ SP Streptavidin
PDS 215	QuantumPlex™ Streptavidin
PDS 234	QuantumPlex™ SP Carboxyl
PDS 235	QuantumPlex™ Carboxyl
PDS 250	QuantumPlex™M Carboxyl
PDS 251	QuantumPlex™M SP Carboxyl
PDS 252	QuantumPlex™M Streptavidin
PDS 253	QuantumPlex™M SP Streptavidin
PDS 510	Right Reference Standard™
PDS 612	Ultra Rainbow Fluorescent Particles
PDS 704	Fluorescence Intensity Standards
PDS 725	Quantum™ QC
PDS 810	Simply Cellular® anti-Mouse IgG
PDS 814	Quantum™ Simply Cellular®
PDS 820	FITC / PE Compensation Standard
PDS 821	Quantum™ MESF Kits
PDS 829	Size Calibration Standards Kit
PDS 831	Time Delay Calibration Standard
PDS 835	Simply Cellular® anti-Mouse for Violet Laser
PDS 850	Simply Cellular® anti-Mouse Compensation Standard
PDS 851	Simply Cellular® anti-Rat Compensation Standard
PDS 852	Simply Cellular® anti-Human Compensation Standard
PDS 853	Viability Dye Compensation Standard
PDS 854	Flow Cytometry Protein A and Protein G Antibody Binding Beads
PDS 880	Flow Cytometry Absolute Count Standard™
PDS 885	Full Spectrum™
PDS 890	Fluorescence Reference Standards
TDS 917	Quantitative Cytometry

PDS 818	Quantum™ Simply Cellular® and Quantum™ MESF Tips and Techniques
PDS 819	QuickCal®, v.2.3 Data Analysis Program

Fluorescent Microspheres

TDS 431	Fluoresbrite® Microparticles – Frequently Asked Questions
TDS PDS741	Europium Chelate Sampler Packs
TDS 745	Microsphere Excitation and Emission Spectra
TDS 913	StarLight™ Calibration Slides
TDS 915	Fluoresbrite® Europium Chelate Microspheres

Informational Data Sheets

TDS 410	Microsphere Coating Reagents
TDS 430	Phagocytosis and Microparticles
TDS 670	Decontaminating Microspheres
TDS 753	Streptavidin-Coated Microspheres Binding Biotinylated DNA
TDS 788	Microsphere Selection

Magnetic Microparticles

TDS 438	Magnetic Microparticles
TDS 528	BioMag® and Cell Sorting
TDS 528A	BioMag® and Cell Sorting References
TDS 529	BioMag® Oligo (dT) 20
TDS 530	BioMag® Nuclease-free Streptavidin
TDS 531	BioMag® Coupling Procedures for Attaching Oligonucleotides
TDS 546	BioMag® Magnetic Immobilization Kit & BioMag® Amine
TDS 547	BioMag® Superparamagnetic Iron Oxide
TDS 548	BioMag® Goat anti-Rat IgG (Fc Specific)
TDS 549	BioMag® Goat anti-Mouse IgG
TDS 550	BioMag® Goat anti-Mouse IgG (Fc Specific)
TDS 551	BioMag® Streptavidin
TDS 553	BioMag® Protein G
TDS 554	BioMag® Protein A
TDS 555	BioMag® Dextran-coated Charcoal
TDS 557	BioMag® Goat anti-Rat IgM
TDS 558	BioMag® Goat anti-Mouse IgM
TDS 559	BioMag® Goat anti-Rabbit IgG
TDS 560	BioMag® Goat anti-Rat IgG
TDS 561	BioMag® Goat anti-Human IgM
TDS 562	BioMag® Goat anti-Human IgG (Fc Specific)
TDS 563	BioMag® Goat anti-Human IgG
TDS 570	BioMag® Carboxyl
TDS 583	BioMag® SelectaPure anti-Human CD8
TDS 584	BioMag® SelectaPure anti-Human CD14
TDS 585	BioMag® SelectaPure anti-Human CD16
TDS 586	BioMag® SelectaPure anti-Human CD19
TDS 587	BioMag® SelectaPure anti-Human CD34
TDS 588	BioMag® SelectaPure anti-Human CD45
TDS 589	BioMag® SelectaPure anti-Human CD56
TDS 590	BioMag® SelectaPure anti-Human CD71
TDS 591	Cell Sorting Using BioMag® SelectaPure anti-Human Leukocyte Particles
TDS 592	BioMag® SelectaPure anti-Mouse CD4
TDS 593	BioMag® SelectaPure anti-Mouse CD8a
TDS 594	BioMag® SelectaPure anti-Mouse CD45R
TDS 595	BioMag® SelectaPure anti-Human CD2
TDS 596	BioMag® SelectaPure anti-Human CD11b

Technical Data Sheets

Magnetic Microparticles continued

TDS 597	BioMag® SelectaPure Human T cell Enrichment System
TDS 617	BioMag® Plus Amine & BioMag® Plus Amine Protein Coupling Kit
TDS 618	BioMag® Plus Carboxyl & BioMag® Plus Carboxyl Protein Coupling Kit
TDS 619	BioMag® Plus Goat anti-Mouse IgG Particle Antibody Coupling Starter Kit
TDS 620	BioMag® Plus Protein A and G Particle Antibody Isolation Starter Kit
TDS 621	BioMag® Plus Streptavidin & BioMag® Plus Streptavidin / Biotin Binding Starter Kit
TDS 658	ProMax Albumin Removal Kit
TDS 659	ProMax Serum IgG Removal Kit
TDS 692	BioMag® Plus Mouse anti-Fluorescein IgG
TDS 721	BioMag® Maxi Carboxyl
TDS 722	BioMag® Maxi Amine
TDS 749	Magnetic Sampler Packs
TDS 755	ProMag® Magnetic Microspheres
TDS 759	BioMag® Plus Wheat Germ Agglutinin
TDS 766	BioMag® Plus Concanavalin A
TDS 855	Magnetic Particles – ProMag® and BioMag®
TDS 1003	ProMag® High Performance Magnetic Microspheres
TDS 1007	Magnefy™ Magnetic Microspheres

Magnetic Separators & Equipment

TDS 571	BioMag® Flask Separator
TDS 572	BioMag® 15ml / 50ml Tube Separator
TDS 573	BioMag® 12mm x 75mm Test Tube Separator
TDS 574	BioMag® Multi-32 Microcentrifuge Tube Separator
TDS 575	BioMag® 96-Well Plate Separator
TDS 575A	BioMag® 96-Well Plate Side Pull Magnetic Separator
TDS 576	BioMag® Multi-6 Microcentrifuge Tube Separator
TDS 577	BioMag® Solo-Sep Microcentrifuge Tube Separator
TDS 791	BioMag® MultiSep Magnetic Separator
TDS 796	Biomagnetic Separators
TDS AA022	Vivaspin® Ultrafiltration Device

NIST Traceable Particle Size Standards

TDS 623	Precision Particles: NIST Traceable Size Standards
---------	--

Polymer Microspheres

TDS 238	Polybead® Polystyrene Microspheres: FAQ
TDS 238C	Covalent Coupling of Proteins to Carboxylated Polystyrene Microparticles by the “Carbodiimide” Method
TDS 238D	Covalent Coupling of Proteins to Amino & Blue Dyed Microspheres
TDS 238E	Protocol for Adsorbing Proteins on Polystyrene Microspheres
TDS 404	Polyballs
TDS 644	PolyLink Protein Coupling Kit for COOH Microparticles

TDS 788	Polybead® Microspheres
TDS 856	Polystyrene Beads, Large

Protein Coated Microspheres

TDS 615	Protein Conjugated Microspheres
TDS 616	Streptavidin & Biotin Conjugated Microspheres

SureCount™ Particle Count Standards

TDS 852	SureCount™ Particle Count Standards
---------	-------------------------------------

Uniform Silica Microspheres

TDS 635	Uniform Silica Microspheres
TDS 792	Silica Microspheres, Colloidal

ViaCheck™ Viability Instrument Standards

TDS 729	ViaCheck™ 0% Viability Control
TDS 729	ViaCheck™ 25% Viability Control
TDS 729	ViaCheck™ 50% Viability Control
TDS 729	ViaCheck™ 75% Viability Control
TDS 729	ViaCheck™ 90% Viability Control
TDS 729	ViaCheck™ 100% Viability Control
TDS 734	ViaCheck™ Concentration Control (0.5 x 10 ⁶)
TDS 734	ViaCheck™ Concentration Control (1 x 10 ⁶)
TDS 734	ViaCheck™ Concentration Control (4 x 10 ⁶)
TDS 734	ViaCheck™ Concentration Control (8 x 10 ⁶)





MONOMERS

Polysciences stocks a broad portfolio of monomers. Such variety offers you the tools to make a rich array of polymer compositions. Our Monomers Quick Reference Product Guide organizes this set of reactive monomers into various groupings. With these organized sets of data you will be able to readily compare and contrast monomer alternatives, enabling you to determine which monomers meet your needs. More detailed information and chemical structures are included in the alphabetical listing that follows.

Quick Reference Product Guide	254
A	262
B	264
C	268
D	269
E	274
F	274
G	275
H	276
L	279
M	280
N	282
O	284
P	285
S	288
T	289
V	292

ACID CONTAINING MONOMERS

Acidic groups are often used to convey solubility to polymers in aqueous media. These moieties can be converted to a wide range of alternative functional groups. Acid groups can be utilized as catalysts for chemical reactions. Additionally, they are employed in polymers as a functional group that enables improved adhesion to a variety of substrates through hydrogen bonding or metal chelation.

PRODUCT NAME	CATALOG #	PAGE #
β -Carboxyethyl acrylate, >98% Active	24891	268
4-Methacryloxyethyl trimellitic anhydride	17285	281
Methacryloyl-L-Lysine	24315	281
o-Nitrobenzyl methacrylate, min. 95%	24360	283
2-Sulfoethyl methacrylate, >90%	02597	288
3-Sulfopropyl acrylate, potassium salt	17209	288
3-Sulfopropyl methacrylate, potassium salt, 98%	17210	288

ACRYLIC MONOMERS (NEUTRAL, MONOFUNCTIONAL)

Monofunctional acrylics shape the type and nature of the main polymer chain backbone. Monomers are chosen to obtain the desired glass transition temperature, flexibility, mechanical strength, polarity and hydrophilic/hydrophobic character of the resulting polymer. Generally, acrylamides exhibit improved resistance to hydrolysis compared to acrylic/methacrylic esters.

PRODUCT NAME	CATALOG #	PAGE #
Benzyl acrylate, ~99%	26296	264
Benzyl methacrylate, min. 95%	02000	264
N-Benzylmethacrylamide	17969	265
2-n-Butoxyethyl methacrylate, ~99%	02034	266
n-Butyl acrylate, min. 99%	02037	266
iso-Butyl methacrylate	02056	267
n-Butyl methacrylate	02059	266
sec-Butyl acrylate	02038	267
sec-Butyl methacrylate	02057	267
iso-Decyl acrylate	03008	269
n-Decyl methacrylate, 99%	23344	270
N,N-Diethylacrylamide, min. 95%	00871	271
N-Dodecylacrylamide	25723	273
N-Dodecylmethacrylamide	04135	273
n-Dodecyl methacrylate	02461	273
N-Ethylmethacrylamide	02322	274
n-Hexyl acrylate, min. 98%	02411	276
2-Methoxyethyl acrylate	02487	281
Methyl methacrylate, min 99.5%	00834	281

Acrylic Monomers (Neutral, Monofunctional) continued

PRODUCT NAME	CATALOG #	PAGE #
2-Naphthyl acrylate	06024	282
N-(n-Octadecyl)acrylamide	04673	283
n-Octyl methacrylate, 99+%	23355	284
N-tert-Octylacrylamide	03141	284
Pentafluorophenyl acrylate	06349	285
2-Phenoxyethyl methacrylate	02640	285
Phenyl acrylate, min. 95%	02642	286
Phenyl methacrylate, >95%	02644	286
2-Phenylethyl acrylate, min. 92%	02834	286
2-Phenylethyl methacrylate, min. 92%	02911	286
n-Propyl acrylate	03132	287
n-Propyl methacrylate	03174	287
N-iso-Propylacrylamide	02455	287
2,4,6-Tribromophenyl acrylate	03330	289
3,3,5-Trimethylcyclohexyl methacrylate	02660	291

ADHESION PROMOTING MONOMERS

Functional groups known to increase adhesion of polymers to surfaces include phosphate and carboxylic acids (metal adhesion) and silyl ethers (glass/siliceous adhesion) which hydrolyze to give reactive Si-OH bonds. While these monomers are well-studied examples, many monomers possessing functional groups such as acids, amines and hydroxyls can also impart polymer adhesion to various substrates. Please refer to other tables for a more expansive listing of these monomers. Also see Amine Monomer section.

PRODUCT NAME	CATALOG #	PAGE #
Bis(2-methacryloxyethyl) phosphate	16041	265
2-(Methacryloxy)ethyl phosphate	25422	280
4-Methacryloxyethyl trimellitic anhydride	17285	281
Monoacryloxyethyl phosphate	22468	287

AMINE CONTAINING MONOMERS

Amines are among the most widely versatile functional groups. In biopolymers, amines are the key synthetic handle to build structure and architecture to a polymer. Amine groups can act as base catalysts, can be quaternized to yield aqueous soluble polymers and can function as ligands to a variety of metals. Amines are good nucleophiles and can be converted to a wide set of functional groups. Amines can form salts with carboxylic and phosphoric acids to form biologically interesting complexes and structures.

PRODUCT NAME	CATALOG #	PAGE #
2-Acryloxyethyltrimethylammonium chloride	17981	262
2-Aminoethyl methacrylate hydrochloride, min. 95%	21002	263
N-(2-aminoethyl) methacrylamide hydrochloride	24833	263
N-(t-BOC-aminopropyl)methacrylamide	24318	263
N-(3-Aminopropyl)methacrylamide hydrochloride, >98%	21200	264
2-(tert-Butylamino)ethyl methacrylate, min. 90%	01797	267
2-(N,N-Diethylamino)ethyl methacrylate	01872	271
2-Diisopropylaminoethyl methacrylate	24263	271
2-(N,N-Dimethylamino)ethyl acrylate	02257	272
2-(N,N-Dimethylamino)ethyl methacrylate, min. 99%	00213	272
N-[2-(N,N-Dimethylamino)ethyl]methacrylamide	06172	272
N-[3-(N,N-Dimethylamino)propyl]acrylamide, min.95%	22018	272
N-[3-(N,N-Dimethylamino)propyl]methacrylamide	09656	272
N-Dodecylacrylamide	25723	273
N-Dodecylmethacrylamide	04135	273
Methacryloyl-L-Lysine	24315	281
2-N-Morpholinoethyl acrylate, 95%	17977	282
2-N-Morpholinoethyl methacrylate, 95%	17978	282

CROSSLINKING ACRYLIC MONOMERS – DIFUNCTIONAL

Difunctional monomers are useful for imparting crosslinking or branching sites to polymer architectures. The “spacer” group between the acrylic end groups often helps determine the physical and mechanical attributes of the resulting crosslinked polymer structure. Acrylic moieties are generally more reactive than methacrylic moieties and are thus used when faster reaction kinetics are desired (e.g. UV curable systems).

PRODUCT NAME	CATALOG #	PAGE #
Bis(2-methacryloxyethyl) N,N'-1,9-nonylene biscarbamate	21619	265
Bis(2-methacryloxyethyl) phosphate	16041	265
1,4-Butanediol diacrylate, min. 85%	02049	265
1,3-Butanediol dimethacrylate, 98%	02047	266
1,4-Butanediol dimethacrylate, min. 90%	05973	266
Copper(II) methacrylate	21222	268
N,N'-Cystaminebisacrylamide, Electro Pure™	09809	269
1,10-Decanediol dimethacrylate	02140	269

Crosslinking Acrylic Monomers – Difunctional continued

PRODUCT NAME	CATALOG #	PAGE #
N,N-Diallylacrylamide	01848	270
Diethylene glycol diacrylate	02215	271
Diethylene glycol dimethacrylate	02214	271
Ethylene glycol diacrylate	02302	274
Ethylene glycol dimethacrylate, 99.7%	24896	274
Fluorescein dimethacrylate	23589	274
1,3-Glyceryl dimethacrylate	25420	275
1,6-Hexanediol diacrylate	23671	276
1,6-Hexanediol dimethacrylate, min 98%	23672	276
2,2-Bis[4-(2-hydroxy-3-methacryloxypropoxy)phenyl]propane	03344	277
1,9-Nonanediol dimethacrylate	00801	283
1,5-Pentanediol dimethacrylate	04260	285
1,4-Phenylene diacrylate	06389	286
Tetraethylene glycol dimethacrylate	02654	289
Tricyclodecane dimethanol diacrylate	25110	289
Triethylene glycol diacrylate	02655	290
Triethylene glycol dimethacrylate	01319	290
Triethylene glycol dimethacrylate	24034	290

CROSSLINKING ACRYLIC MONOMERS – MULTIFUNCTIONAL

Typically used for generating highly-crosslinked polymer structures, these monomers increase polymer toughness, modulus and solvent resistance. For UV-curable formulations, multifunctional acrylates are typically faster-reacting than their methacrylate analogs.

PRODUCT NAME	CATALOG #	PAGE #
Dipentaerythritol pentaacrylate (mixture of tetra-, penta-, hexaacrylate)	16311	276
Pentaerythritol tetraacrylate	01547	284
Pentaerythritol triacrylate	04259	285
PEO(5800)-b-PPO(3000)-b-PEO(5800) dimethacrylate	25430	307
1,1,1-Trimethylolpropane triacrylate	02658	291
1,1,1-Trimethylolpropane trimethacrylate	02659	291

DUAL REACTIVE ACRYLIC MONOMERS

It is often desirable to synthesize polymer architectures that are capable of further reaction to incorporate new functionality, graft new polymer chains, attach drugs or biomolecules, or make the polymer respond intelligently to changes in its environment. This diverse set of monomers have easily polymerizable carbon-carbon double bonds yet contain a secondary reactive group that can be elaborated in a multitude of ways. Some reactive groups e.g., carboxylic acid in o-nitrobenzyl methacrylate (Cat. #24360) are masked and are revealed by simple deprotection schemes.

PRODUCT NAME	CATALOG #	PAGE #
Acrylic anhydride min. 90%	00488	262
N-Acryloxysuccinimide	19930	262
Allyl methacrylate	01643	263
2-Aminoethyl methacrylate hydrochloride, min. 95%	21002	263
N-(t-BOC-aminopropyl)methacrylamide	24318	263
N-(3-Aminopropyl)methacrylamide hydrochloride, >98%	21200	264
2-(tert-Butylamino)ethyl methacrylate, min. 90%	01797	267
Cinnamyl methacrylate	02092	268
2-Cyanoethyl acrylate	01829	269
N,N-Diallylacrylamide	01848	270
Dicyclopentenylxyethyl acrylate	15797	270
Glycerol monomethacrylate, mixture of isomers	04180	275
2-Hydroxyethyl acrylate	01902	277
Hydroxypropyl methacrylate, mixture of isomers	00730	279
N-(2-Hydroxypropyl)methacrylamide	08242	279
Monoacryloxyethyl phosphate	22468	287
o-Nitrobenzyl methacrylate, min. 95%	24360	258
Tricyclodecane dimethanol diacrylate	25110	258

EPOXIDES / ANHYDRIDES / IMIDES

Unlike ethylenic monomers that polymerize through free radical processes, epoxide resins react with amines, carboxylic acids, anhydrides, etc. to form polymers displaying a range of characteristics from tough and durable to soft and adhesive.

PRODUCT NAME	CATALOG #	PAGE #
1,4-Butanediol diglycidyl ether	01795	265
Ethylene glycol diglycidyl ether (Quetol 651)	01479	274
Glycidyl Glycerol-Ether, Polyfunctional	09221	275
Methacrylic anhydride	01517	280
Propylene Oxide, EM Grade	00236	287

FLUORESCENT ACRYLIC MONOMERS

Monomers with fluorescent tags are often used to build polymers that can be detected at very low concentrations using fluorescence spectroscopy. Polymer migration and diffusion has been studied using fluorescent tags. Polymer microspheres containing fluorescent groups are used routinely for flow cytometry and medical diagnostic assays.

PRODUCT NAME	CATALOG #	PAGE #
Acryloxyethyl thiocarbamoyl Rhodamine B	25404	262
9-Anthracenylmethyl methacrylate	23587	264
Fluorescein dimethacrylate	23589	274
Methacryloxyethyl thiocarbamoyl rhodamine B	23591	280
2-Naphthyl acrylate	06024	282
2-Naphthyl methacrylate	23602	282
Nile Blue Acrylamide	25395	283

FLUORINATED ACRYLIC MONOMERS

Monomers containing fluorine provide polymers with unique low energy surfaces. Materials made from these monomers are typically chemical resistant and very hydrophobic.

PRODUCT NAME	CATALOG #	PAGE #
1H,1H,2H,2H-Heptadecafluorodecyl methacrylate	19226	276
Hexafluoro-iso-propyl methacrylate	02401	276
1H,1H,5H-Octafluoropentyl methacrylate, min. 98%	21045	284
Pentafluorophenyl acrylate	06349	285
2,2,2-Trifluoroethyl acrylate	01718	290
2,2,2-Trifluoroethyl methacrylate	02622	291

HIGH / LOW REFRACTIVE INDEX MONOMERS

Polymers that interact with light can be modified by optimizing their refractive index properties. These materials are useful in many types of optical applications: lenses, optical switches, optical fiber coatings, etc. Low RI monomers are typically highly fluorinated. Polymers using perfluorinated monomers are often hydrophobic and exhibit very low surface energies.

PRODUCT NAME	CATALOG #	PAGE #
Benzyl acrylate, ~99%	26296	264
Benzyl methacrylate, min. 95%	02000	264
N-Benzylmethacrylamide	17969	265
1H,1H,2H,2H-Heptadecafluorodecyl methacrylate	19226	276
Hexafluoro-iso-propyl methacrylate	02401	276
1H,1H,5H-Octafluoropentyl methacrylate, min. 98%	21045	284
2,2,2-Trifluoroethyl acrylate	01718	290
2,2,2-Trifluoroethyl methacrylate	02622	291

HYDROXY CONTAINING MONOMERS

Hydroxyl groups have utility as hydrogen bonding sites and can provide polymers with compatibility for water or polar solvents. These versatile functional groups can be derivitized broadly. Polymers containing free-OH groups can be post reacted with acids, epoxies, isocyanates, etc. to create novel polymer properties and architectures.

PRODUCT NAME	CATALOG #	PAGE #
Glycerol monomethacrylate, mixture of isomers	04180	275
Polyethylene glycol monomethacrylate (PEGMA 440)	24890	319
2-Hydroxyethyl acrylate	01902	277
Hydroxypolyethoxy (10) Allyl Ether, 98%	24899	278
Hydroxypropyl methacrylate, mixture of isomers	00730	279
N-(2-Hydroxypropyl)methacrylamide	08242	279
3-Phenoxy 2 hydroxy propyl methacrylate (PHPM)	25506	285

STYRENIC MONOMERS

Popular alternatives to acrylic and related monomers, styrenic monomers generally provide polymers of higher glass transition temperature, higher modulus, increased hydrophobic character and nominal UV absorbance. As such, coatings made with high concentrations of styrenic monomers can yellow with time if exposed to UV light. Crosslinked styrene resins (especially in microsphere form) are tough and chemically resistant. These form the basis for ion exchange resins and microbeads used as supports for biochemical reactions.

PRODUCT NAME	CATALOG #	PAGE #
Chloromethylstyrene, 43% para, 57% meta, ~96%	02718	268
Divinylbenzene	22478	273

SULFONATE CONTAINING MONOMERS

PRODUCT NAME	CATALOG #	PAGE #
2-Sulfoethyl methacrylate, >90%	02597	288
3-Sulfopropyl methacrylate, potassium salt, 98%	17210	288
3-Sulfopropyl dimethyl-3-methacrylamidopropyl ammonium, inner salt	16570	288

UV (LIGHT) ACTIVE MONOMERS

Polymers with aliphatic backbones often show little absorbance of light and usually do not absorb in the near and mid UV spectral range. UV absorbing monomers improve the capture of light at these wavelengths. These absorbers can be used to shield the polymer system or an underlying substrate from degradation by UV light, e.g. phenethyl methacrylate containing polymers for optical lenses. Additionally, some UV absorbing materials can act as sensitizers to promote photochemical reactions.

PRODUCT NAME	CATALOG #	PAGE #
Cinnamyl methacrylate	02092	268
2-(2'-Methacryloxy-5'-methylphenyl)benzotriazole	21871	281
Phenyl acrylate, min. 95%	02642	286
Phenyl methacrylate, >95%	02644	286
2-Phenylethyl acrylate, min. 92%	02834	286
2-Phenylethyl methacrylate, min. 92%	02911	286

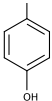
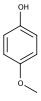
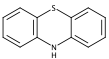
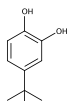
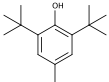
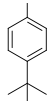
VINYL AND ETHENYL MONOMERS

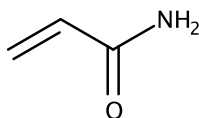
An alternative choice to styrenics and acrylics, these monomers are often used to create polymers with inert main chain features. Many of these monomers can be polymerized via metallocene or other metal mediated polymerization processes.

PRODUCT NAME	CATALOG #	PAGE #
Diallyl Maleate	02156	270
N-methyl N-vinyl acetamide	22065	282
N-vinyl acetamide (NVA)	24806	292
Vinyl azlactone	21329	292
Vinylferrocene	04503	261
4-Vinylpyridine	02668	261

POLYMERIZATION INHIBITORS FOR MONOMERS

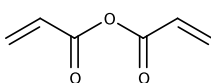
Throughout the Monomer section, we list monomers that are inhibited with a variety of polymerization inhibitors. These inhibitors are chosen for effectiveness, and minimum color formation on storage. Below is a table identifying the inhibitors used and their structures.

INHIBITOR	HQ	MEHQ	PTZ	T-BUTYL-CATECHOL	BHT(BUTYLATED HYDROXY-TOLUENE)	P-T-BUTYLPHENOL
CHEMICAL NAME	Hydroquinone	Hydroquinone monomethyl ether	Phenothiazine	4-t-butylcatechol	2,6-di-t-Butyl-4-methylphenol	4-t-Butylphenol
STRUCTURE						

Acrylamide, Chemzymes Ultra Pure® CAS#: 79-06-1 | HAZARD CODE: HMO6d**00019**

Specific conductance of 35% (w/v) solution 2μmho/cm. Used in electrophoresis for separation of nucleic acid fragments and proteins. For introduction of hydrophilic sites, preparation of water-soluble polymers and in electrophoresis. *Technical Data Sheet #155*

CHARACTERISTICS	SIZE	CATALOG #
MW 71.08, mp 84-85°C, uninhibited 165°C	100 g	00019-100
	500 g	00019-500

Acrylic anhydride min. 90% CAS#: 2051-76-5 | HAZARD CODE: BH7d**00488**

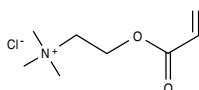
Used to prepare specialty acrylate, acrylamide monomers. Forms cyclic anhydrides on polymerization and does not produce crosslinks in polymers.

CHARACTERISTICS	SIZE	CATALOG #
MW 126.1, bp 97°C/35mm, n20/D, 1.444 500ppm MEHQ	50 g	00488-50

Acryloxyethyl thiocarbamoyl Rhodamine B CAS#: 1821380-54-4 | HAZARD CODE: U5cd**25404**

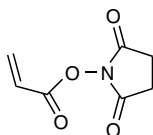
Fluorescent monomer useful for labeling polymers. Ex. max: 548nm. Em. max: 570nm.

CHARACTERISTICS	SIZE	CATALOG #
Purple solid, MW 668.24	10 g	25404-10

2-Acryloxyethyltrimethylammonium chloride CAS#: 44992-01-0 | HAZARD CODE: H5d**17981**

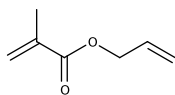
For preparation of water-soluble cationic polymers, introduction of cationic sites. 80% solution in water.

CHARACTERISTICS	SIZE	CATALOG #
MW 193.6, 550 ppm MEHQ	250 g	17981-250

N-Acryloxysuccinimide CAS#: 38862-24-7 | HAZARD CODE: U4d**19930**

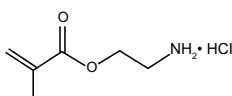
For preparation of acrylic derivatives, e.g. of biologically active compounds or dyes either in monomer or polymer form, under mild conditions.

CHARACTERISTICS	SIZE	CATALOG #
MW 193.6, mp 69°C	1g	19930-1
	5g	19930-5

Allyl methacrylate CAS#: 96-05-9 | HAZARD CODE: CH5g**01643**

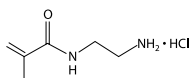
Contains polymerizable units of differing reactivity, methacrylate moiety being more reactive than allyl. *Requires poison pack.*

CHARACTERISTICS	SIZE	CATALOG #
MW 126.2, bp 55°C/30mm, n ₂₀ /D 1.436, 100ppm MEHQ	500g	01643-500

2-Aminoethyl methacrylate hydrochloride, min. 95% CAS#: 2420-94-2 | HAZARD CODE: H6d**21002**

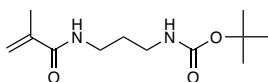
For preparation of polymers containing primary amine groups and preparation of specialty methacrylate monomers. *Technical Data Sheet #522*

CHARACTERISTICS	SIZE	CATALOG #
MW 166.6, mp 121 – 124°C uninhibited	10g	21002-10

N-(2-aminoethyl) methacrylamide hydrochloride CAS#: 76259-32-0 | HAZARD CODE: U2bd**24833**

Monomer building block for polymerization reactions that may yield a primary amine functional polymer.

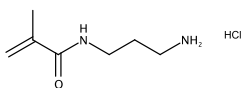
CHARACTERISTICS	SIZE	CATALOG #
White to off-white free-flowing powder, mp 121 – 123°C (polymerization is initiated around 122°C)	5g	24833-5

N-(t-BOC-aminopropyl)methacrylamide CAS#: 2197-397-94 | HAZARD CODE: U2bd**24318**

A solvent-soluble, blocked primary amine monomer, it is soluble in a range of organic solvents and it polymerizes readily with other vinylic monomers. The t-BOC group is widely known to those in the peptide field and is easily deprotected to the free amine with a variety of reagents including HCl/MeOH, Me₃SiI, or heat (185°C). Copolymers containing N-(N-BOC-aminopropyl)methacrylamide can be readily converted to primary amino copolymers, which can be further modified by coupling to peptides, dyes, etc.

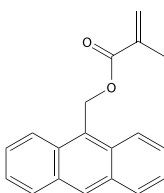
CHARACTERISTICS	SIZE	CATALOG #
Solid white powder, MW 242, mp 81-83°C uninhibited	1g	24318-1
	5g	24318-5
	10g	24318-10

A

N-(3-Aminopropyl)methacrylamide hydrochloride, >98% CAS#: 72607-53-5 | HAZARD CODE: U2bd**21200**

Primary amine monomer. Hydrolytically stable for preparation of polymers containing primary amine functionality. *Technical Data Sheet #522*

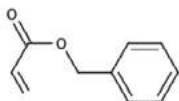
CHARACTERISTICS	SIZE	CATALOG #
MW 178.7, mp 122-124°C uninhibited	1g	21200-1
	5g	21200-5

9-Anthracenylmethyl methacrylate CAS#: 31645-35-9 | HAZARD CODE: U3ag**23587**

Fluorescent monomer. Ex. max = 362 nm, Em. max = 407 nm.

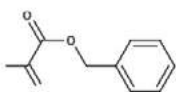
CHARACTERISTICS	SIZE	CATALOG #
PolyFluor® 407, Yellow crystals, MW 276.2, mp 82-84°C	100mg	23587-100
	1g	23587-1

B

Benzyl acrylate, ~99% CAS#: 2495-35-4 | HAZARD CODE: H4g**26296**

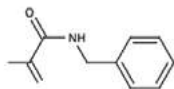
Used to make polymers of high (~1.55) refractive index.

CHARACTERISTICS	SIZE	CATALOG #
MW 162.2, bp 100°C/118mm, Tg 6°C, n20/D, 1.514, 150ppm MEHQ	10g	26296-10
	100g	26296-100

Benzyl methacrylate, min. 95% CAS#: 2495-376 | HAZARD CODE: H2d**02000**

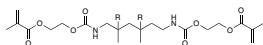
Used to make polymers of high (1.5680) refractive index.

CHARACTERISTICS	SIZE	CATALOG #
MW 176.2, bp 231–233°C, Tg 54°C, n20/D 1.512, 50ppm MEHQ	100g	02000-100

N-Benzylmethacrylamide CAS#: 3219-55-4 | HAZARD CODE: U2g**17969**

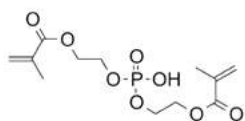
Used to make polymers of high (1.5965) refractive index.

CHARACTERISTICS	SIZE	CATALOG #
MW 175.2, mp 82°C	25g	17969-25

Bis(2-methacryloxyethyl) N,N'-1,9-nonylene-biscarbamate CAS#: 72869-86-4 | HAZARD CODE: U5d**21619**R = CH₃ or H

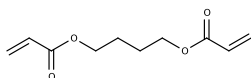
(Diurethane dimethacrylate) Long chain-length, flexible, hydrophobic crosslinking monomer.

CHARACTERISTICS	SIZE	CATALOG #
MW 470.6, bp 200°C, n ₂₀ /D 1.485	50g	21619-50

Bis(2-methacryloxyethyl) phosphate CAS#: 32435-46-4 | HAZARD CODE: U4d**16041**

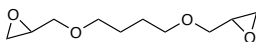
Crosslinking monomer. Adhesion promoter through free phosphoric acid group, good for metals.

CHARACTERISTICS	SIZE	CATALOG #
MW 322.2, n ₂₀ /D 1.469	10g	16041-10
	100g	16041-100

1,4-Butanediol diacrylate, min. 85% CAS#: 1070-70-8 | HAZARD CODE: BH5d**02049**

Crosslinking aliphatic monomer.

CHARACTERISTICS	SIZE	CATALOG #
MW 198.2, bp 83°C/0.3mm, T _g 45°, n ₂₀ D 1.456, 75ppm MEHQ	100g	02049-100

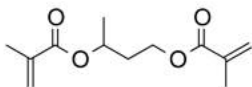
1,4-Butanediol diglycidyl ether CAS#: 2425-79-8 | HAZARD CODE: B06g**01795**

For post-crosslinking reactions, preparation of aliphatic epoxy resins. WPE ~130 (83°/0.3mm).

CHARACTERISTICS	SIZE	CATALOG #
MW 203.3, bp 260-266°C, n ₂₀ /D 1.453	50g	01795-50

1,3-Butanediol dimethacrylate, 98% CAS#: 1189-08-8 | HAZARD CODE: HO2d**02047**

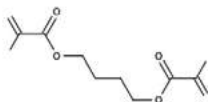
Crosslinking aliphatic monomer.



CHARACTERISTICS	SIZE	CATALOG #
MW 226.3, bp 73°C/0.1mm, n20D 1.452, 200ppm MEHQ	500g	02047-500

1,4-Butanediol dimethacrylate, min. 90% CAS#: 2082-81-7 | HAZARD CODE: HO2d**05973**

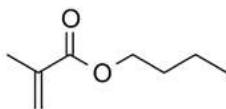
Crosslinking aliphatic monomer.



CHARACTERISTICS	SIZE	CATALOG #
MW 226.3, bp 132°C/4mm, n20D 1.456, 200ppm MEHQ	250g	05973-250

2-n-Butoxyethyl methacrylate, ~97% CAS#: 13532-94-0 | HAZARD CODE: H6d**02034**

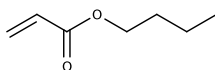
For low Tg polymers having higher polarity than alkyl methacrylate polymers.



CHARACTERISTICS	SIZE	CATALOG #
MW 186.2, bp 90-92°C/3mm, n20/D 1.434, 400-500ppm MEHQ	100g	02034-100

n-Butyl acrylate, min. 99% CAS#: 141-32-2 | HAZARD CODE: BEHJO6d**02037**

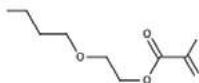
Forms hydrophobic, low Tg polymers soluble in hydrocarbons.



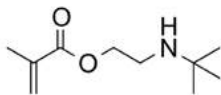
CHARACTERISTICS	SIZE	CATALOG #
MW 128.2, bp 43-48°C/14mm, Tg -54°C, n20/D 1.418, 15-20 ppm MEHQ	3g	02037-3
	500g	02037-500

n-Butyl methacrylate CAS#: 97-88-1 | HAZARD CODE: CH07d**02059**

Forms hydrophobic polymers soluble in hydrocarbons.

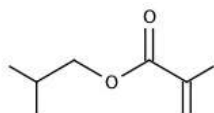


CHARACTERISTICS	SIZE	CATALOG #
MW 142.2, bp 162°C, Tg 20°C, n20/D 1.4, 100 ppm MEHQ	250g	02059-250
	500g	02059-500

2-(tert-Butylamino)ethyl methacrylate, min. 90% CAS#: 3775-90-4 | HAZARD CODE: EH07d**01797**

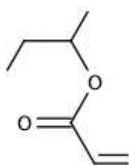
Secondary amine monomer.

CHARACTERISTICS	SIZE	CATALOG #
MW 185.3, bp 82°C/10mm, Tg 33°C, n20/D 1.442, 1100ppm MEHQ	100g	01797-100

iso-Butyl methacrylate CAS#: 97-86-9 | HAZARD CODE: CH4d**02056**

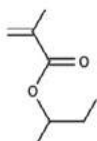
Forms hydrophobic polymers soluble in hydrocarbons.

CHARACTERISTICS	SIZE	CATALOG #
MW 142.2, bp 154°C, Tg 53°C, n20/D 1.420, 10-20ppm MEHQ	500g	02056-500

sec-Butyl acrylate CAS#: 2998-08-5 | HAZARD CODE: C3g**02038**

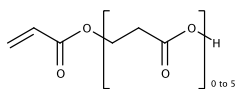
Hydrophobic acrylate ester having Tg similar to the less hydrophobic ethyl acrylate.

CHARACTERISTICS	SIZE	CATALOG #
MW 128.2, bp 59–60°C/50mm, Tg 12°C, n20/D 1.414, 100ppm MEHQ	25g	02038-25

sec-Butyl methacrylate CAS#: 2998-18-7 | HAZARD CODE: CU4d**02057**

Forms hydrophobic polymers soluble in hydrocarbons.

CHARACTERISTICS	SIZE	CATALOG #
MW 142.2, bp 146°C, Tg 60°C, 100ppm MEHQ	10g	02057-10

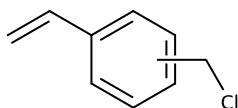
β -Carboxyethyl Acrylate, Distribution CAS#: 24615-84-7 | HAZARD CODE: BHM4d**24891**

A high purity, hydrophilic material is in the class of carboxylic monomers of the acrylic or methacrylic acid type. A significant difference is the greater separation of the carboxylic acid functionality from the polymerizable vinyl functionality. Can be polymerized in solution or emulsion to produce acrylic, vinyl-acrylic or styrenic-acrylic polymers with improved adhesive properties.

Other key differences compared to conventional carboxylic acid functional materials are:

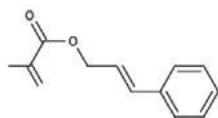
- Promotes flexibility in polymers owing to lower glass transition of its homopolymers (<30°C)
- Provides improved adhesion and stability in emulsion polymers due to its -COOH groups being more available than those in the conventional carboxylic acids
- Much more reactive in salt form than acrylic acid, allowing high levels of incorporation, over a wide pH range
- More compatible with other monomers, thus reducing aqueous phase polymerization and producing more uniform copolymers

CHARACTERISTICS	SIZE	CATALOG #
Slightly viscous liquid, MW 144, 1,000ppm MEHQ	100g	24891-100

3(4)-Chloromethylstyrene (VBC) \geq 96% CAS#: 30030-25-2 | HAZARD CODE: BH6d**02718**

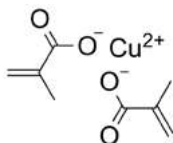
(vinylbenzyl chloride) Reactive styrene monomer. Can be used to prepare Merrifield resins without using a chloromethylation step.

CHARACTERISTICS	SIZE	CATALOG #
MW 152.6, bp 229°C, n ₂₀ /D 1.570, 50 – 100ppm t-butylcatechol	100g	02718-100
	500g	02718-500

Cinnamyl methacrylate CAS#: 31736-34-2 | HAZARD CODE: U5d**02092**

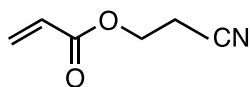
Photocrosslinking monomer.

CHARACTERISTICS	SIZE	CATALOG #
MW 202.3, bp 141°C/3mm, n ₂₀ /D 1.446, 100ppm MEHQ	5g	02092-5

Copper(II) methacrylate CAS#: 53721-10-1 | HAZARD CODE: X7d**21222**

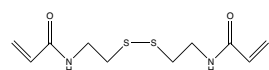
Metal salt of methacrylic acid.

CHARACTERISTICS	SIZE	CATALOG #
MW 202.3	25g	21222-25

2-Cyanoethyl acrylate CAS#: 106-71-8 | HAZARD CODE: BOVW6bd**01829**

Polar acrylate ester used in a wide range of applications including photocurable resists for liquid crystal devices, photocurable polymer insulators for multilayer circuitry, electroluminescent products, graft polymers for controlled diffusion, vulcanization of rubbers and as an adhesion promoter.

CHARACTERISTICS	SIZE	CATALOG #
MW 125.1, bp 90°C/5mm, T _g 4°C, n ₂₀ /D 1.447, 400–800ppm MEHQ	100g	01829-100

N,N'-Cystaminebisacrylamide, Electro Pure™ CAS#: 60984-57-8 | HAZARD CODE: U6f**09809**

Reversible crosslinking monomer. Can be used to introduce mercaptan groups into polymers by reducing to mercaptan after polymerization. *Requires Dry Ice.*

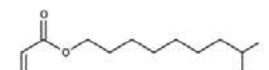
CHARACTERISTICS	SIZE	CATALOG #
MW 60.4, mp 120–125°C	5g	09809-5

D

1,10-Decanediol dimethacrylate CAS#: 6701-13-9 | HAZARD CODE: EHO6d**02140**

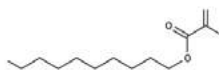
Hydrophobic, long-chain crosslinking monomer.

CHARACTERISTICS	SIZE	CATALOG #
MW 310.4, bp 170°C/2mm, n ₂₀ /D 1.458, 270ppm HQ	25g	02140-25

iso-Decyl acrylate CAS#: 1330-61-6 | HAZARD CODE: H4d**03008**

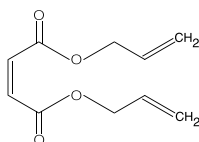
Hydrophobic ester monomer. Forms hydrocarbon-soluble polymers.

CHARACTERISTICS	SIZE	CATALOG #
MW 212.3, bp 121°C/10mm, n ₂₀ /D 1.440, 50ppm	100g	03008-100

n-Decyl methacrylate, 99% CAS#: 3179-47-3 | HAZARD CODE: U5d**23344**

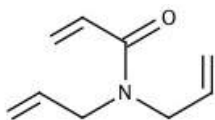
High-purity hydrophobic ester monomer, forms oil-soluble polymers.

CHARACTERISTICS	SIZE	CATALOG #
MW 226.4, bp 155-156°C/22mm, Tg -30°C, n ₂₀ /D 1.443, 100ppm MEHQ	25g	23344-25

Diallyl Maleate CAS#: 999-21-3 | HAZARD CODE: HV4d**02156**

Reactive functional monomer. Polymers formed with the incorporation of Diallyl Maleate have pendant allyl groups. Applications for Diallyl Maleate include polyester resins, adhesives, and ion exchange resins. When used at low levels, Diallyl Maleate is an effective agent for the promotion of branching in emulsion polymers.

CHARACTERISTICS	SIZE	CATALOG #
MW 196.2, bp 116-160°C/4mm, Tg -30°C, Hg n ₂₀ D 1.469, d 1.073g/ml 230°C	250g	02156-250

N,N-Diallylacrylamide CAS#: 3085-68-5 | HAZARD CODE: U7d**01848**

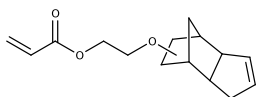
Crosslinking monomer.

CHARACTERISTICS	SIZE	CATALOG #
MW 151.2, bp 108-110°C/3mm, n ₂₀ .D 1.489, 100ppm HQ	10g	01848-10

Dibutyltin dilaurate CAS#: 77-58-7 | HAZARD CODE: BH6g**01862**

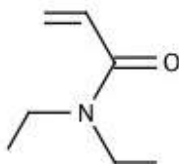
Catalyst for polymerizing lactide and glycolide and isocyanate reactions.

CHARACTERISTICS	SIZE	CATALOG #
Yellowish liquid, MW 631.6, bp 205°C, n ₂₀ /D 1.470, mp 24°, d 1.066	50g	01862-50

Dicyclopentenloxyethyl acrylate CAS#: 65983-31-5 | HAZARD CODE: H4d**15797**

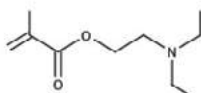
Double bond in dicyclopentenyl does not participate in polymerization but can be post-reacted, e.g., by oxidative crosslinking.

CHARACTERISTICS	SIZE	CATALOG #
MW 248.3, bp 113°C/1mm, n ₂₀ D 1.501, Tg 11°C, 700ppm MEHQ	25g	15797-25

N,N-Diethylacrylamide, min. 95% CAS#: 2675-94-7 | HAZARD CODE: U4d**00871**

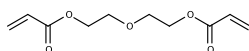
Substituted acrylamide monomer.

CHARACTERISTICS	SIZE	CATALOG #
MW 127.2, bp 93°C/19mm, n ₂₀ /D 1.464, 100 MEHQ	25g	00871-25

2-(N,N-Diethylamino)ethyl methacrylate CAS#: 105-16-8 | HAZARD CODE: EHO5g**01872**

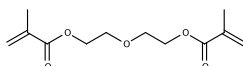
Preparation of cationic polymers, especially quaternary ammonium polymers.

CHARACTERISTICS	SIZE	CATALOG #
MW 185.3, bp 90-92°C/3mm, n ₂₀ /D 1.444, T _g 20°C, 100ppm PTZ	500g	01872-500

Diethylene glycol diacrylate (DEGDA) CAS#: 4074-88-8 | HAZARD CODE: BOW6d**02215**

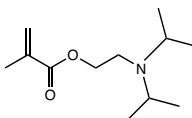
Hydrophilic crosslinking monomer.

CHARACTERISTICS	SIZE	CATALOG #
MW 214.2, bp 200°C/760mm, n ₂₀ /D 1.463, 120ppm MEHQ	100g	02215-100
	1kg	02215-1

Diethylene glycol dimethacrylate CAS#: 2358-84-1 | HAZARD CODE: H4g**02214**

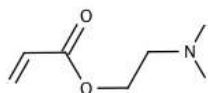
Hydrophilic crosslinking monomer.

CHARACTERISTICS	SIZE	CATALOG #
MW 242.3, bp 200°C/760mm, n ₂₀ /D 1.458, 500ppm MEHQ	100g	02214-100
	1kg	02214-1

2-Diisopropylaminoethyl methacrylate CAS#: 16715-83-6 | HAZARD CODE: U5d**24263**

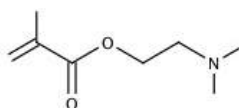
Amine-containing monomer. For preparation of polymers containing tertiary amine functionality.

CHARACTERISTICS	SIZE	CATALOG #
MW 213.3, bp 70-75°C/1mm, n ₂₀ /D 1.449	10g	24263-10
	50g	24263-50

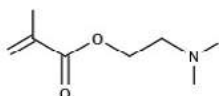
2-(N,N-Dimethylamino)ethyl acrylate CAS#: 2439-35-2 | HAZARD CODE: BEOSVW6d**02257**

For preparation of cationic polymers, especially quaternary ammonium polymers.

CHARACTERISTICS	SIZE	CATALOG #
MW 143.1, bp 53°C/3mm, n ₂₀ /D, 1.438, 1000ppm MEHQ	500g	02257-500

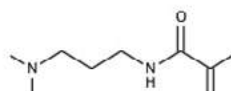
2-(N,N-Dimethylamino)ethyl methacrylate, min. 99% CAS#: 2867-47-2 | HAZARD CODE: BEOS6abd**00213**For preparation of cationic polymers, especially quaternary ammonium polymers.
Requires poison pack. Technical Data Sheet #213

CHARACTERISTICS	SIZE	CATALOG #
MW 157.2, bp 75-77°C/13mm, n ₂₀ D 1.440, 1000ppm MEHQ, d 0.933 g/mL at 25°C	500g	00213-500

N-[2-(N,N-Dimethylamino)ethyl]methacrylamide CAS#: 13081-44-2 | HAZARD CODE: U6d**06172**

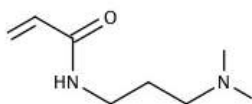
Amine-functional methacrylamide derivative.

CHARACTERISTICS	SIZE	CATALOG #
MW 156.3, bp 87°C/1.8mm, n ₂₀ /D 1.474, 100ppm HQ	5g	06172-5

N-[3-(N,N-Dimethylamino)propyl]acrylamide, min.95% CAS#: 3845-76-9 | HAZARD CODE: U6d**22018**

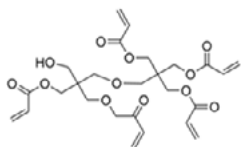
Hg uninhibited. For preparation of cationic polymers, especially quaternary ammonium polymers.

CHARACTERISTICS	SIZE	CATALOG #
MW 156.2, bp 85°C/0.01mm, n ₂₀ /D 1.482, T _g 19°C	10g	22018-10

N-[3-(N,N-Dimethylamino)propyl]methacrylamide CAS#: 5205-93-6 | HAZARD CODE: BH4g**09656**For preparation of cationic polymers, especially quaternary ammonium polymers.
Monomer is more hydrolytically stable than corresponding esters.

CHARACTERISTICS	SIZE	CATALOG #
MW 170.3, bp 141°C/2mm, n ₂₀ /D 1.479, 600-700ppm MEHQ	100g	09656-100

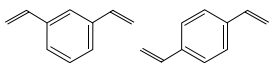
Dipentaerythritol pentaacrylate
(mixture of tetra-, penta-, hexaacrylate) CAS#: 60506-81-2 | HAZARD CODE: HO5g

16311

Highly efficient crosslinking monomer, used especially in UV curing coatings.

CHARACTERISTICS	SIZE	CATALOG #
MW 524.5, Tg 90°C, n ₂₀ /D 1.490, 270ppm MEHQ	500g	06311-500

Divinylbenzene CAS#: 1321-74-0 | HAZARD CODE: HO5g

22478

Crosslinking monomer used primarily with styrene. 80% Active.

CHARACTERISTICS	SIZE	CATALOG #
MW 130.2, bp 198°C, n ₂₀ /D 1.574, ~1000ppm, t-butylcatechol inhibitor	100g	22478-100

N-Dodecylacrylamide CAS#: 1506-53-2 | HAZARD CODE: U2g

25723

Long-chain amide monomer.

CHARACTERISTICS	SIZE	CATALOG #
Solid. MW 239.4, bp 155°C, mp 58°	5g	25723-5
	25g	25723-25

N-Dodecylmethacrylamide CAS#: 1191-39-5 | HAZARD CODE: U5g

04135

Hydrophobic, long-chain alkyl-substituted amide monomer.



CHARACTERISTICS	SIZE	CATALOG #
MW 253.4, Tg 15°C, bp 145°C/0.08mm, mp 41°	10g	04135-10

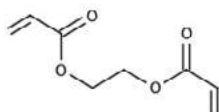
n-Dodecyl methacrylate CAS#: 142-90-5 | HAZARD CODE: H2g

02461

Preparation of hydrophobic polymers.

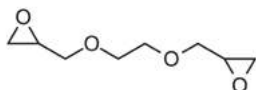


CHARACTERISTICS	SIZE	CATALOG #
MW 254.4, bp 142-143°C/2mm, n ₂₀ D 1.445, Tg -55°C, 400ppm MEHQ, 5 ppm HQ	250g	02461-250

Ethylene glycol diacrylate (EGDA) CAS#: 2274-11-5 | HAZARD CODE: EHOV7d**02302**

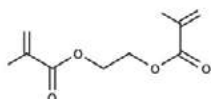
Crosslinking UV curable, acrylate, monomer.

CHARACTERISTICS	SIZE	CATALOG #
MW 170.2, bp 62°C/0.9mm, n20/D 1.453, 100ppm MEHQ	25g	02302-25

Ethylene glycol diglycidyl ether (EGDGE) CAS#: 2224-15-9 | HAZARD CODE: H5g**01479**

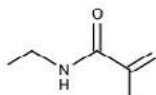
Crosslinker for carboxyl-, amine- and hydroxyl- functional polymers. Material is ~100% active and contains higher molecular weight compounds having chloropropylene segments produced by reaction with more than one epichlorhydrin molecule per hydroxyl in synthesis.

CHARACTERISTICS	SIZE	CATALOG #
MW 174.2, bp 112°C/4.5mm, n20/D 1.463	10g	01479-10
	100g	01479-100

Ethylene glycol dimethacrylate, 99.7% (EGDMA) CAS#: 97-90-5 | HAZARD CODE: HO2d**24896**

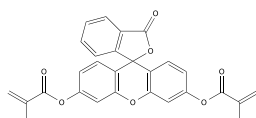
High purity, hydrophilic monomer for contact lens applications. Useful as a high purity crosslinker with bridging capability between polymer chains.

CHARACTERISTICS	SIZE	CATALOG #
Clear liquid. MW 198, 50ppm MEHQ	25g	24896-25
	250g	24896-250

N-Ethylmethacrylamide CAS#: 7370-88-9 | HAZARD CODE: EIJ7d**02322**

Solvent-soluble, polymerizable amide. Hydrolytic stability, useful for hydrogels.

CHARACTERISTICS	SIZE	CATALOG #
MW113.2, bp 106°C/4mm	10g	02322-10

Fluorescein dimethacrylate CAS#: 206444-58-8 | HAZARD CODE: U5ad**23589**

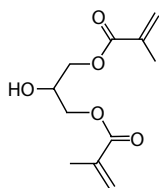
(3',6'-dimethacryloxyspirobenzo[c]-furan[1,9']xanthen-3-one; PolyFluor® 511)
Fluorescent monomer. Ex. max = 470 nm, Em. = 511 nm.

CHARACTERISTICS	SIZE	CATALOG #
Off-white crystals. MW 468.4, mp 154.5–156°C	100mg	23589-100
	1g	23589-1

Glycerol monomethacrylate, mixture of isomers CAS#: 5919-74-4 | HAZARD CODE: H05f**04180**

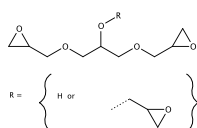
Hydrophilic monomer useful in hydrogel preparation.

CHARACTERISTICS	SIZE	CATALOG #
MW 160.2, bp 140°C/0.6mm, n ₂₀ /D 1.470, 4000ppm MEHQ	25g	01480-25

1,3-Glycerol dimethacrylate CAS#: 1830-78-0; 28497-59-8 | HAZARD CODE: H4adx**25420**

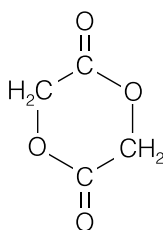
(Bis(methacryloxy)propanol) Hydrophilic.

CHARACTERISTICS	SIZE	CATALOG #
Clear, colorless to light yellow liquid, MW 228.24, d 1.12 g/ml	50ml	25420-50

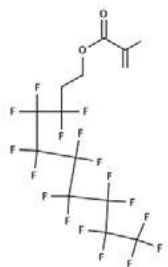
Glycidyl Glycerol-Ether, Polyfunctional CAS#: 25038-04-4 | HAZARD CODE: H4g**09221**

Effective crosslinker for hydroxyl-, amine-, and carboxylic acid-functional polymers.

CHARACTERISTICS	SIZE	CATALOG #
WPA 140-160	50g	09221-50

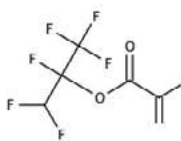
Glycolide, 99.9% CAS#: 502-97-6 | HAZARD CODE: B6bf**17085**

CHARACTERISTICS	SIZE	CATALOG #
MW 116.1, mp 84°C	10g	17085-10
	50g	17085-50

1H,1H,2H,2H-Heptadecafluorodecyl methacrylate CAS#: 1996-88-9 | HAZARD CODE: BHO6d**19226**

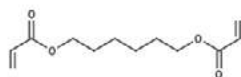
Low refractive index monomer. Polymer RI: ~1.35

CHARACTERISTICS	SIZE	CATALOG #
MW 532.2, bp 110°C/4mm, n ₂₀ /D 1.343, T _g 40°C, 100ppm MEHQ	25g	19226-25

Hexafluoro-iso-propyl methacrylate CAS#: 3063-94-3 | HAZARD CODE: CH6d**02401**

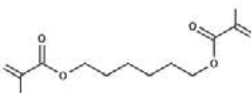
Low refractive index monomer. Polymer RI: ~1.38

CHARACTERISTICS	SIZE	CATALOG #
MW 236.1, bp 50°C/140mm, n ₂₀ /D 1.331, 50ppm MEHQ	10g	02401-10

1,6-Hexanediol diacrylate CAS#: 13048-33-4 | HAZARD CODE: HO4g**23671**

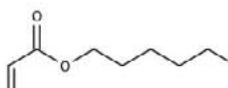
Crosslinking aliphatic monomer.

CHARACTERISTICS	SIZE	CATALOG #
MW 226.3, bp 295°C, n ₂₀ /D 1.456, T _g 43°C, MEHQ 0–45ppm, HQ(HPLC) 75–125ppm	100g	23671-100

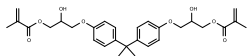
1,6-Hexanediol dimethacrylate, min 98% CAS#: 6606-59-3 | HAZARD CODE: HO5g**23672**

Crosslinking aliphatic monomer.

CHARACTERISTICS	SIZE	CATALOG #
MW 254.3, bp >315°C, n ₂₀ /D 1.458, 100ppm HQ	100g	23672-100

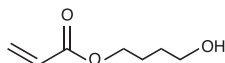
n-Hexyl acrylate, min. 98% CAS#: 2499-95-8 | HAZARD CODE: EHO4d**02411**Hydrophobic, low T_g, ester monomer.

CHARACTERISTICS	SIZE	CATALOG #
MW 156.2, bp 190°C, n ₂₀ /D 1.428, T _g -45°C, 85ppm HQ	100g	02411-100

2,2-Bis[4-(2-hydroxy-3-methacryloxypropoxy)-phenyl]propane CAS#: 1565-94-2 | HAZARD CODE: A2d **03344**

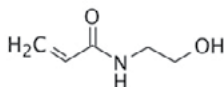
(Bis-GMA) Rigid, hydrophobic, crosslinking monomer.

CHARACTERISTICS	SIZE	CATALOG #
MW 510.6, bp Gels before boiling, n ₂₀ /D 1.550, 100ppm MEHQ	100g	03344-100
	500g	03344-500

4-Hydroxybutyl acrylate CAS#: 2478-10-6 | HAZARD CODE: H3ad **25352**

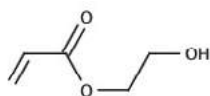
Increases the hydrophilic properties of polymers when copolymerized into a range of acrylate and methacrylate systems. This monomer has been used polymers for contact lenses and other ophthalmic devices.

CHARACTERISTICS	SIZE	CATALOG #
Colorless to brown liquid. MW 144.17, bp 95°C/0.1mm Hg, n ₂₀ /D 1.452 d 1.041 g/mL at 25°C MEHQ	50g	25352-50
	100g	25352-100

N-Hydroxyethyl acrylamide, 98% CAS#: 7646-67-5 | HAZARD CODE: H3ad **25109**

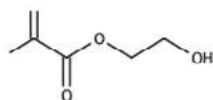
Increases the hydrophilic properties of polymers when copolymerized into a range of acrylate and methacrylate systems. This monomer has been used in hydrogel systems for ocular delivery of ophthalmic drugs. The homopolymer has been used as a novel adsorbed coating for protein separation by capillary electrophoresis.

CHARACTERISTICS	SIZE	CATALOG #
Colorless to pale yellow liquid. MW 115.13, bp 130°C/0.1mm Hg, n ₂₀ /D 1.505, d 1.12 g/mL at 25°C 3,000ppm MEHQ	50g	25109-50
	100g	25109-100

2-Hydroxyethyl acrylate CAS#: 818-61-1 | HAZARD CODE: BHOR6g **01902**

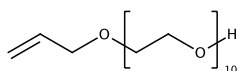
Hydrophilic monomer, reactive site for reactions.

CHARACTERISTICS	SIZE	CATALOG #
MW 116.1, bp 90°C/12mm, n ₂₀ /D 1.450, 350–650ppm	250g	01902-250
	1kg	01902-1

2-Hydroxyethyl methacrylate CAS#: 868-77-9 | HAZARD CODE: H02g

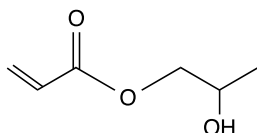
(glycol methacrylate) 2-Hydroxyethyl methacrylate (HEMA) is perhaps the most widely studied and used neutral hydrophilic monomer. The monomer is soluble, its homopolymer is water-insoluble but plasticized and swollen in water. This monomer is the basis for many hydrogel products such as soft contact lenses, as well as polymer binders for controlled drug release, absorbants for body fluids and lubricious coatings. As a comonomer with other ester monomers, HEMA can be used to control hydrophobicity or introduce reactive sites.

CHARACTERISTICS	SIZE	CATALOG #
Ophthalmic Grade – Purity % = min. 99, Acid Content % = max 0.05, EGDMA content % = max 0.15, Color = 30, MW 130.1, n ₂₀ /D 1.453, 7–13 MEHQ	100g	04675-100
	500g	04675-500
Low Acid Grade – Purity % = min. 98, Acid Content % = max 0.10, EGDMA content % = max 0.2, Color = 30, MW 116.1, bp 90°/12mm, n ₂₀ /D 1.453, 180–220 MEHQ	100g	03699-100
	500g	03699-500
	1kg	03699-1
Technical Grade – Purity % = min. 97, Acid Content % = max 1.5, EGDMA content % = max 0.2, Color = 50, MW 130.1, 180–220 MEHQ	1kg	00227-1

Hydroxypolyethoxy (10) Allyl Ether, 98% CAS#: 27274-31-3 | HAZARD CODE: H4d**24899**

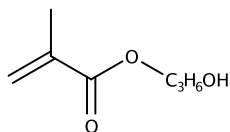
Difunctional molecule reactive in vinyl polymerization through its allylic group, to impart hydrophilic properties to aqueous solution or emulsion polymers. In particular, solution copolymers of Hydroxypolyethoxy (10) Allyl Ether with Acrylic acid have shown useful properties as dispersants and scale inhibitors in boiler water applications. Hydroxypolyethoxy (10) Allyl Ether is a high purity material, clear, slightly viscous liquid (5 cps at 20°C) which undergoes partial solidification below 10°C to form a viscous paste. Soluble in water as well as alcohols and aromatic solvents.

CHARACTERISTICS	SIZE	CATALOG #
Low viscosity liquid. MW 498, Purity: 98%, Ethylene oxide, moles: 10, Active content (%): 99, Moisture content (%): 0.2, Hydroxyl number (mg KOH/mg): 115	100g	24899-100

2-hydroxypropyl acrylate CAS#: 999-61-1 | HAZARD CODE: BEOVWX3g**25353**

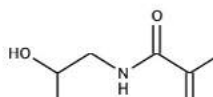
Increases the hydrophilic properties of polymers when copolymerized into a range of acrylate and methacrylate systems. This monomer has been used in hydrogel polymers and in RAFT polymerizations.

CHARACTERISTICS	SIZE	CATALOG #
Colorless to pale yellow liquid. MW 130.14, bp 210°C (1 atm), n ₂₀ /D 1.4432, d 1.049 g/mL at 25°C, MEHQ inhibitor 350–650ppm	50g	25353-50
	100g	25353-100

Hydroxypropyl methacrylate, mixture of isomers CAS#: 27813-02-1 | HAZARD CODE: H4g**00730**

Hydrophilic aliphatic monomer.

CHARACTERISTICS	SIZE	CATALOG #
MW 144.2, bp 93-95°C/9mm, n ₂₀ /D 1.447, 200ppm MEHQ	500g	00730-500
	1kg	00730-1

N-(2-Hydroxypropyl)methacrylamide CAS#: 21442-01-3 | HAZARD CODE: U6d**08242**

Hydrolytically stable hydrophilic monomer.

CHARACTERISTICS	SIZE	CATALOG #
MW 143.2, mp 67°C	1g	08242-1
	5g	08242-5
	10g	08242-10

L

L-(-)Lactide CAS#: 4511-42-6 | HAZARD CODE: H3be**05749**

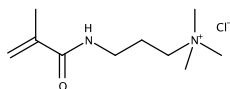
Synthesis of biodegradable homo- and copolymers.

CHARACTERISTICS	SIZE	CATALOG #
MW 144.1, mp 95–97°C	10 g	05749-10
	100 g	05749-100
	500 g	05749-500

dl-Lactide CAS#: 95-96-5 | HAZARD CODE: H4be**16640**

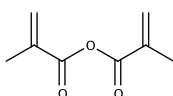
Synthesis of biodegradable homo- and copolymers.

CHARACTERISTICS	SIZE	CATALOG #
MW 144.1, mp 124–126°C	10 g	16640-10
	100 g	16640-100
	500 g	16640-500

Methacrylamidopropyltrimethylammonium chloride CAS#: 51410-72-1 | HAZARD CODE: A4g**09657**

Quaternary ammonium monomer. 50% soln. in water.

CHARACTERISTICS	SIZE	CATALOG #
MW 220.7, ~200ppm MEHQ	100 g	09657-100

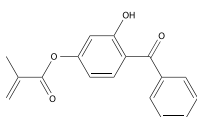
Methacrylic anhydride CAS#: 760-93-0 | HAZARD CODE: BEKX5g**01517**

Reactive monomer used primarily in preparation of other monomers under mild reaction conditions. Homopolymers are linear and contain cyclic anhydride units, uncrosslinked.

CHARACTERISTICS	SIZE	CATALOG #
MW 154.2, bp 80–85°C/8mm, n20/D 1.453 2000ppm BHT	100 ml	01517-100

4-Methacryloxy-2-hydroxybenzophenone CAS#: 2035-72-5 | HAZARD CODE: U5d

UV absorbing monomer, especially for ophthalmic and optic applications.

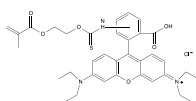
Technical Data Sheet #514

CHARACTERISTICS	SIZE	CATALOG #
MW 282.3, mp 70–72°C λ max (MeOH) 205nm (ε = 3.03 x 10 ⁴) 275nm (ε = 1.18 x 10 ⁴) 325nm (ε = 7.23 x 10 ³) - min 99%	25 g	23350-25
MW 282.3, mp 70–72°C λ max (MeOH) 205nm (ε = 3.03 x 10 ⁴) 275nm (ε = 1.18 x 10 ⁴) 325nm (ε = 7.23 x 10 ³) - min 94%	25 g	16989-25

2-(Methacryloxy)ethyl phosphate CAS#: 52628-03-2 | HAZARD CODE: BHJ4d**25422**

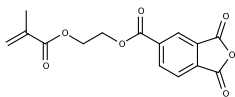
Contains 700 – 1000ppm monomethyl ether hydroquinone and approximately 25% of diester. Used for introducing phosphorus into polymers, adhesion promoter.

CHARACTERISTICS	SIZE	CATALOG #
MW 210.12, d 1.37 g/mL Colorless, viscous liquid.	50 ml	25422-50

Methacryloxyethyl thiocarbamoyl rhodamine B CAS#: 669775-30-8 | HAZARD CODE: U5ad**23591**

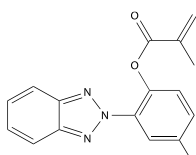
Fluorescent monomer. Purple crystals. Ex. max = 548 nm, Em. max = 570 nm.

CHARACTERISTICS	SIZE	CATALOG #
(N-[9-(2-carboxy-x-methacryloxy-ethylthiocarbamoyl)phenyl]-6-diethylamino-3H-xanthen-3-ylidene)-N-ethyl-ethanaminium chloride; PolyFluor® 570) MW 683.24	100 mg	23591-100
	1 g	23591-1

4-Methacryloxyethyl trimellitic anhydride CAS#: 70293-55-9 | HAZARD CODE: U5bd**17285**

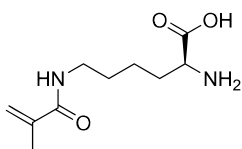
Reactive monomer, especially in dental applications. Used as adhesion promoter.

CHARACTERISTICS	SIZE	CATALOG #
MW 304.2, mp 95°C	10 g	17285-10

2-(2'-Methacryloxy-5'-methylphenyl)benzotriazole CAS#: 188680-81-1 | HAZARD CODE: U7ad**21871**

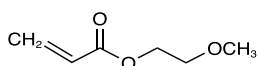
UV absorbing monomer.

CHARACTERISTICS	SIZE	CATALOG #
MW 293.3, mp 57–59°C	25 g	21871-25

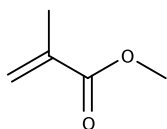
Methacryloyl-L-Lysine CAS#: 45158-94-9 | HAZARD CODE: U7g**24315**

Can be used as a building block for producing custom made polymers with pendant amine functionality.

CHARACTERISTICS	SIZE	CATALOG #
MW 214	5 g	24315-5

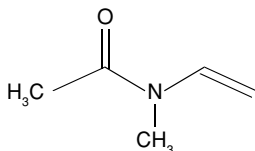
2-Methoxyethyl acrylate CAS#: 3121-61-7 | HAZARD CODE: EHW5d**02487**Low Tg, more polar than butyl acrylate. *Requires poison pack.*

CHARACTERISTICS	SIZE	CATALOG #
MW 130.2, Tg -50°C, n ₂₀ /D 1.427 50ppm MEHQ inhibitor	100 g	02487-100

Methyl methacrylate, min 99.5% CAS#: 80-62-6 | HAZARD CODE: CH05g**00834**

Widely used in preparation of stable, hard, polymers.

CHARACTERISTICS	SIZE	CATALOG #
MW 100.1, bp 99–100°C, n ₂₀ /D 1.414, 25ppm HQ, Tg 105°C	1 liter	00834-1
	4 x 1 liters	00834-4
	5 gal	00834-5

N-methyl N-vinyl acetamide CAS#: 3195-78-6 | HAZARD CODE: EH6d**22065**

Specialty monomer with affinity for water and solvents. Water white liquid has both hydrophobic and hydrophilic character, and is known to undergo polymerization reactions in water or in hydrocarbon solvents with traditional free radical catalysts. Versatility to react with co-monomers such as acrylamide, vinyl acetate and methyl methacrylate allows a wide range of polymeric compositions to be made. Limited shelf life in water, decomposes rapidly under low pH conditions. Available in convenient protective foil packages for laboratory scale, and in bulk quantities for larger projects. Call for custom quotations.

CHARACTERISTICS	SIZE	CATALOG #
MW 99.1, bp 70°C, 25 mm Hg, Colorless liquid.	25 g	22065-25

2-N-Morpholinoethyl acrylate, 95% CAS#: 19727-38-9 | HAZARD CODE: H04g**17977**

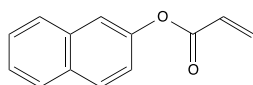
Cationic monomer.

CHARACTERISTICS	SIZE	CATALOG #
MW 185.2, bp 67°C/0.2mm, 100ppm MEHQ	10 g	17977-10

2-N-Morpholinoethyl methacrylate, >95% CAS#: 2997-88-8 | HAZARD CODE: EO7g**17978**

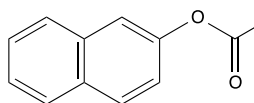
Cationic monomer.

CHARACTERISTICS	SIZE	CATALOG #
MW 199.2, bp 78°C/1.7mbar, 100ppm MEHQ	100 g	17978-100

2-Naphthyl acrylate CAS#: 52684-34-1 | HAZARD CODE: U6d**06024**

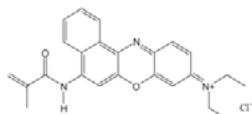
Fluorescent, hydrophobic, aromatic monomer.

CHARACTERISTICS	SIZE	CATALOG #
MW 268.4, bp 138°C/0.4mm, Tg 24°C	100 mg	06024-100
	1 g	06024-1

2-Naphthyl methacrylate CAS#: 10475-46-4 | HAZARD CODE: U4d**23602**

PolyFluor® 345. Fluorescent monomer. Ex. max = 285 nm, Em. min = 345 nm.

CHARACTERISTICS	SIZE	CATALOG #
MW 212.2, mp 62–64°C, Colorless crystals.	100 mg	23602-100
	1 g	23602-1

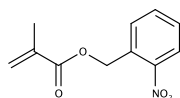
Nile Blue Acrylamide CAS#: 699018-10-5 | HAZARD CODE: H3ae**25395**

Nile Blue dye itself is a fluorescent dye that is used routinely in histology to impart a blue color to cell nuclei, where it highlights the distinction between neutral lipids (triglycerides, etc.), which are stained pink and fatty acids, which are stained blue. Nile Blue Acrylamide has also been used to covalently link Nile Blue dye into the backbone of polymers for use in various sensor applications. Em. max = 674 nm.

CHARACTERISTICS	SIZE	CATALOG #
MW 408, Dark blue crystals.	100 mg	25395-100

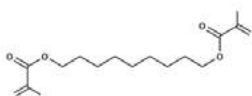
Nile Blue Methacrylamide CAS#: 699018-10-5**25355**

CHARACTERISTICS	SIZE	CATALOG #
Purity by HPLC ≥ 80.0%.	100 mg	25355-100

o-Nitrobenzyl methacrylate, min. 95% | HAZARD CODE: U7d**24360**

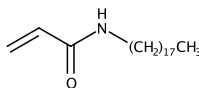
Blocked carboxylic acid monomer, acid formed by photolabile deprotection, used for catalysis, photoresists and latent reactive acid.

CHARACTERISTICS	SIZE	CATALOG #
100ppm HQ	10 g	24360-10

1,9-Nonanediol dimethacrylate CAS#: 65833-30-9 | HAZARD CODE: U7d**00801**

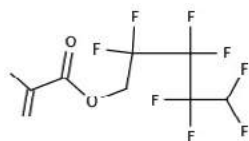
Long-chain crosslinking flexible, aliphatic, monomer.

CHARACTERISTICS	SIZE	CATALOG #
MW 296.4, 100ppm HQ	10 g	00801-10

N-(n-Octadecyl)acrylamide CAS#: 1506-54-3 | HAZARD CODE: U2d**04673**

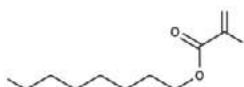
Hydrophobic acrylamide monomer.

CHARACTERISTICS	SIZE	CATALOG #
MW 323.6, mp 74.5–75.5°C	10 g	04673-10

1H,1H,5H-Octafluoropentyl methacrylate, min. 98% CAS#: 355-93-1 | HAZARD CODE: EH4g**21045**

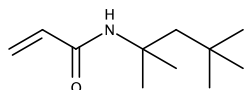
Low refractive index monomer. Polymer RI: ~1.39

CHARACTERISTICS	SIZE	CATALOG #
MW 300.2, bp 178–9°C, Tg 36°C, n ₂₀ /D 1.358 100ppm MEHQ	25 g	21045-25

n-Octyl methacrylate, 99+% CAS#: 2157-01-9 | HAZARD CODE: EU6d

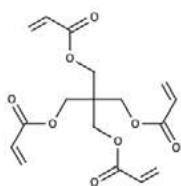
Hydrophobic methacrylate monomer.

CHARACTERISTICS	SIZE	CATALOG #
MW 198.3, bp 105°C/4mm, Tg -20°C, 100ppm MEHQ - 99+%	25 g	23355-25
MW 198.3, bp 105°C/4mm, Tg -20°C, 100ppm MEHQ - ~95%	25 g	02679-25

N-tert-Octylacrylamide CAS#: 4223-03-4 | H₃C(CH₂)₄C(CH₃)₂NHCOCH=CH₂ | HAZARD CODE: H5d**03141**

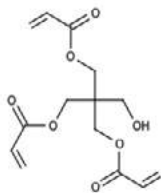
Hydrophobic acrylamide derivative.

CHARACTERISTICS	SIZE	CATALOG #
MW 183.3, mp 63.6°C	25 g	03141-255

Pentaerythritol tetraacrylate CAS#: 4986-89-4 | HAZARD CODE: HO6g**01547**

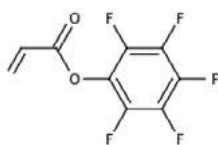
Crosslinking monomer.

CHARACTERISTICS	SIZE	CATALOG #
MW 352.4, mp 18°C, n ₂₀ /D 1.487 350ppm MEHQ	100 g	01547-100

Pentaerythritol triacrylate CAS#: 3524-68-3 | HAZARD CODE: H4d**04259**

Crosslinking monomer.

CHARACTERISTICS	SIZE	CATALOG #
MW 298.3, mp 15°C, bp >315.5°C, Tg 103°C, n ₂₀ /D 1.484 300–400ppm MEHQ	100 g	04259-100
	500 g	04259-500

Pentafluorophenyl acrylate CAS#: 71195-85-2 | HAZARD CODE: EHOV5d**06349**

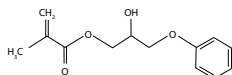
Low refractive index monomer. Polymer RI: 1.40

CHARACTERISTICS	SIZE	CATALOG #
MW 238.1, bp 145–149°C, n ₂₀ /D D = ~1.433	5 g	06349-5

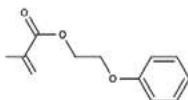
1,5-Pentanediol dimethacrylate CAS#: 13675-34-8 | HAZARD CODE: HU5d**04260**

Crosslinking aliphatic monomer.

CHARACTERISTICS	SIZE	CATALOG #
MW 240.3, n ₂₀ /D 1.455 100 ppm HQ	25 g	04260-25

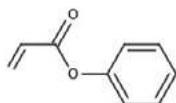
3-Phenoxy 2 hydroxy propyl methacrylate (PHPM) CAS#: 16926-87-7 | C₁₃H₁₆O₄ | HAZARD CODE: HO3bd**25506**Hydrophilic monomer useful in medical device and ophthalmic applications. *Technical Data Sheet #989*

CHARACTERISTICS	SIZE	CATALOG #
Light yellow to slightly amber liquid. MW 236.26, 2500 ppm MEHQ; 1000 ppm BHT	100 g	25506-100
	500 g	25506-500

2-Phenoxyethyl methacrylate CAS#: 10595-06-9 | HAZARD CODE: U5g**02640**

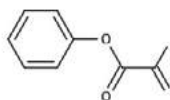
UV-absorbing, aromatic, hydrophobic monomer.

CHARACTERISTICS	SIZE	CATALOG #
MW 206.2, bp 130–132°C/8mm, Tg 54°C, n ₂₀ /D ~1.513 200ppm HQ and 200 ppm MEHQ	100 g	02640-100

Phenyl acrylate, min. 95% CAS#: 937-41-7 | HAZARD CODE: HU7d**02642**

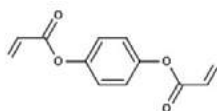
UV-absorbing, aromatic monomer.

CHARACTERISTICS	SIZE	CATALOG #
MW 148.2, bp 87–94°C/12mm, Tg 57°C, n ₂₀ /D ~1.58 100ppm MEHQ	10 g	02642-10

Phenyl methacrylate, >95% CAS#: 2177-70-0 | HAZARD CODE: BORVX7d**02644**

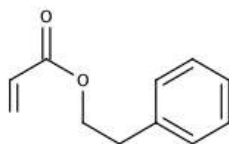
Moderate UV-absorbing, aromatic, hydrophobic monomer.

CHARACTERISTICS	SIZE	CATALOG #
MW 162.2, bp 115–118°C/10mm, Tg 110°C, n ₂₀ /D 1.5120 100 ppm MEHQ	10 g	02644-10

1,4-Phenylene diacrylate CAS#: 6729-79-9 | HAZARD CODE: U5d**06389**

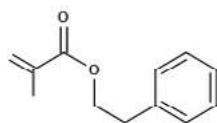
Rigid aromatic crosslinking monomer.

CHARACTERISTICS	SIZE	CATALOG #
MW 218.2, mp 82–88°C, n ₂₀ /D 1.531	10 g	06389-10

2-Phenylethyl acrylate, min. 92% CAS#: 3530-36-7 | HAZARD CODE: H05d**02834**

Moderate UV-absorbing, aromatic, hydrophobic monomer useful for ophthalmic applications.

CHARACTERISTICS	SIZE	CATALOG #
MW 176.2, bp 104–106°C/5mm, Tg -3°C, n ₂₀ /D ~1.509 100ppm PTZ	100 g	02834-100

2-Phenylethyl methacrylate, min. 92% CAS#: 3638-12-3 | HAZARD CODE: H7d**02911**

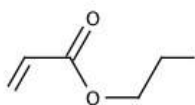
Moderate UV-absorbing, aromatic, hydrophobic monomer useful for ophthalmic applications.

CHARACTERISTICS	SIZE	CATALOG #
MW 190.3, bp 119–120°C/11mm, Tg 26°C, n ₂₀ /D = 1.55 100ppm MEHQ	100 g	02911-100

Phosphoric acid 2-hydroxyethyl acrylate ester CAS#: 37203-71-7 | HAZARD CODE: B4f**22468**

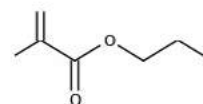
Water-soluble phosphoric acid ester monomer. Adhesion promoter. Contains Bis(2-Acryloxyethyl) Phosphate.

CHARACTERISTICS	SIZE	CATALOG #
MW 196.1, 2000ppm MEHQ	10 g	22468-10

n-Propyl acrylate CAS#: 925-60-0 | HAZARD CODE: HJ2g**03132**

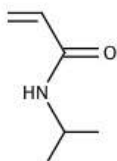
Neutral ester monomer.

CHARACTERISTICS	SIZE	CATALOG #
MW 114.2, bp 43–44°C/40mm, Tg -37°C, n20/D 1.413 500ppm MEHQ	25 g	03132-25

n-Propyl methacrylate CAS#: 2210-28-8 | HAZARD CODE: EU5d**03174**

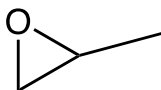
Neutral ester monomer.

CHARACTERISTICS	SIZE	CATALOG #
MW 128.2, bp 140–141°C, Tg 35°C, n20/D 1.419 100ppm MEHQ	100 g	03174-100

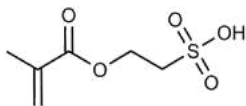
N-iso-Propylacrylamide CAS#: 2210-25-5 | HAZARD CODE: H5d**02455**

Water-soluble, hydrophilic, monomers. Polymers are water-soluble at room temperature but are insoluble at slightly higher temperatures.

CHARACTERISTICS	SIZE	CATALOG #
MW 113.2, mp 64–65°C, Tg 85°C	25 g	02455-25
	100 g	02455-100

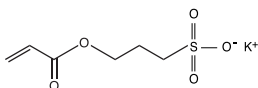
Propylene Oxide CAS#: 75-56-9 | HAZARD CODE: BCHV6g**00236**Solvent used in the last stage of dehydration of tissue for epoxy embedding. Appropriate for EM use. *Requires position pack.*

CHARACTERISTICS	SIZE	CATALOG #
MW 58.08, bp 34°C, n20/D 1.366 d 0.83	1 pint	00236-1

2-Sulfoethyl methacrylate, >90% CAS#: 10595-80-9 | HAZARD CODE: B4d**02597**

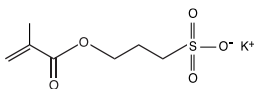
Water-soluble monomer. Used to introduce polar sites into polymer chains, confer shear stability to aqueous polymer dispersions.

CHARACTERISTICS	SIZE	CATALOG #
MW 194.1, n ₂₀ /D 1.477 d 1.3245 3000 ppm MEHQ	50 g	02597-50

3-Sulfopropyl acrylate, potassium salt CAS#: 31098-20-1 | HAZARD CODE: H2g**17209**

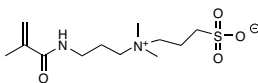
Water-soluble monomer. Used to introduce polar sites into polymer chains, confer shear stability to aqueous polymer dispersions.

CHARACTERISTICS	SIZE	CATALOG #
MW 232.3, mp 302°C (dec.)	100 g	17209-100
	1 kg	17209-1

3-Sulfopropyl methacrylate, potassium salt, 98% CAS#: 31098-21-1 | HAZARD CODE: H5g**17210**

Water-soluble monomer. Used to introduce polar sites into polymer chains, confer shear stability to aqueous polymer dispersions.

CHARACTERISTICS	SIZE	CATALOG #
MW 246.3, mp 295°C (dec.)	100 g	17210-100
	1 kg	17210-1

3-Sulfopropyldimethyl-3-methacrylamidopropylammonium, inner salt CAS#: 5205-95-8 | HAZARD CODE: U4g**16570**

Polar water-soluble monomer. Zwitterionic detergent and crosslinker.

CHARACTERISTICS	SIZE	CATALOG #
(Dimethyl[3-methacrylamidopropyl]-3-sulfopropylammonium, inner salt) MW 292.4, mp 199 – 200°C	5 g	16570-5

Tetraethylene glycol diacrylate**(TetEGDA)** CAS#: 17831-71-9 | $\text{CH}_2\text{C}=\text{CCH}_3\text{CO}(\text{OCH}_2\text{CH}_2)_4\text{O}_2\text{CC}(\text{CH}_3)=\text{CH}_2$ | HAZARD CODE: BHJ5g**01668**

Tetraethylene glycol diacrylate (TetEGDA) is a long-chain hydrophilic, crosslinking monomer. PEG-based cross-linked polymeric materials (hydrogels) are suitable carriers for drug delivery and various other biomedical applications.

CHARACTERISTICS	SIZE	CATALOG #
MW 302.32	100 g	01668-100
	1 kg	01668-1

Tetraethylene glycol dimethacrylate CAS#: 109-17-1 | HAZARD CODE HJO4d**02654**

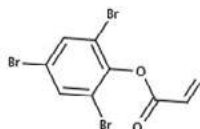
Crosslinking aliphatic monomer.



CHARACTERISTICS	SIZE	CATALOG #
MW 330.3, bp 220°C, n ₂₀ /D 1.463 75ppm HQ	50 g	02654-50
	250 g	02654-250

2,4,6-Tribromophenyl acrylate CAS#: 3741-77-3 | HAZARD CODE: U5d**03330**

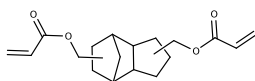
For high refractive index (n ~1.60), brominated aromatic, polymers.



CHARACTERISTICS	SIZE	CATALOG #
MW 384.9, mp 77–78°C	10 g	03330-10

Tricyclodecane dimethanol diacrylate CAS#: 42594-17-2 | HAZARD CODE: HJO3bm**25110**

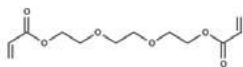
High refractive index monomer which exhibits low volume shrinkage in polymerization. Used in optical lens and optical fiber applications due to its high refractive index. Has also been used in dental composite applications for its low volume shrinkage.



CHARACTERISTICS	SIZE	CATALOG #
MW 304.38, n ₂₀ /D 1.506 d 1.10 g/mL at 25°C Clear liquid.	50 g	25110-50
	100 g	25110-100

Triethylene glycol diacrylate CAS#: 1680-21-3 | HAZARD CODE: BHO4g**02655**

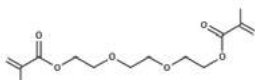
Crosslinking monomer. Used in UV curing coatings.



CHARACTERISTICS	SIZE	CATALOG #
MW 258.3, mp 125°/2mm, Tg 70°C, n20/D 1.461 1170ppm HQ	25 g	02655-25
	250 g	02655-250

Triethylene glycol dimethacrylate CAS#: 109-16-0 | HAZARD CODE: A2d

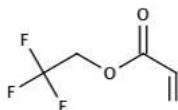
Crosslinking aliphatic monomer. Used in UV curing coatings, soft contact lenses.



CHARACTERISTICS	SIZE	CATALOG #
MW 286.2, bp 162°C/1.2mm 80ppm HQ - min. 95%	100 g	24034-100
	1 kg	24034-1
MW 286.2, bp 162°C/1.2mm 80ppm HQ - min. 88%	250 g	01319-250
	1 kg	01319-1

2,2,2-Trifluoroethyl acrylate CAS#: 407-47-6 | HAZARD CODE: CH6d**01718**

Fluorinated, aliphatic. For reduced refractive index (1.407) polymers.

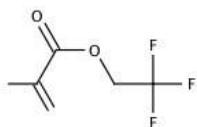


CHARACTERISTICS	SIZE	CATALOG #
MW 154.1, bp 91–92°C/749mm, Tg -10°C, n20/D 1.350 100 ppm MEHQ	25 g	01718-25

Trimethylene Carbonate (1, 3-Dioxan-2-one) CAS#: 2453-03-4 | HAZARD CODE: A3be**25768**

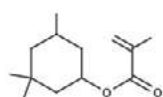
Trimethylene carbonate is a monomer used to manufacture biodegradable polymers used in medical devices. Polysciences' trimethylene carbonate has purity >99.0%.

SIZE	CATALOG #
5 g	25768-5
100 g	25768-100

2,2,2-Trifluoroethyl methacrylate CAS#: 352-87-4 | HAZARD CODE: CH4f**02622**

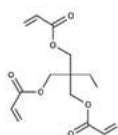
Fluorinated, aliphatic. For reduced refractive index (1.437) polymers.

CHARACTERISTICS	SIZE	CATALOG #
MW 168.1, bp 30°C/40mm, Tg 80°C, n20/D 1.361 100ppm MEHQ	25 g	02622-25

3,3,5-Trimethylcyclohexyl methacrylate CAS#: 7779-31-9 | HAZARD CODE: H4d**02660**

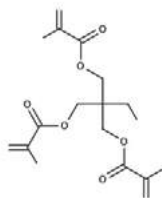
Ester monomer having a bulky alkyl group.

CHARACTERISTICS	SIZE	CATALOG #
MW 210.1, bp 80–82°C/2mm, n20/D 1.456 200ppm MEHQ	25 g	02660-25

1,1,1-Trimethylolpropane triacrylate (TriMPTA) CAS#: 15625-89-5 | HAZARD CODE: H4g**02658**

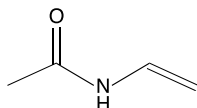
Crosslinking monomer. Useful for UV cure.

CHARACTERISTICS	SIZE	CATALOG #
MW 296.3, bp 316°C, n20/D 1.474 100ppm MEHQ and <20 ppm HQ	250 g	02658-250

1,1,1-Trimethylolpropane trimethacrylate CAS#: 3290-92-4 | HAZARD CODE: H02d**02659**

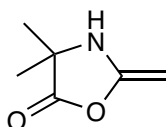
Crosslinking monomer. Useful for UV cure.

CHARACTERISTICS	SIZE	CATALOG #
MW 338.4, bp 185°C/5mm, n20/D 1.472 65ppm HQ	250 g	02659-250

N-vinyl acetamide (NVA) CAS#: 5202-78-8 | HAZARD CODE: H4gK**24806**

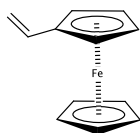
Polymers produced from NVA offer a balance of hydrophilic and hydrophobic properties and find applications ranging from adhesives and thickeners to formulating aids to binders for inorganics. Specific Gravity: 1.05 @ 20°C.

CHARACTERISTICS	SIZE	CATALOG #
MW 85.1, mp 54°C, bp 96°C, (10mm Hg) White solid.	50 g	24806-50

Vinyl azlactone CAS#: 29513-26-6 | HAZARD CODE: EHU6f**21329**

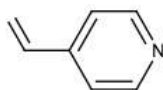
Reactive heterocyclic monomer. Hydrolyzed to N-acryloyl-2-methylalanine

CHARACTERISTICS	SIZE	CATALOG #
MW 139.2, mp 6°C, bp 52°C (9mm Hg), n20/D 1.4575	5 g	21329-5

Vinylferrocene CAS#: 1271-51-8 | HAZARD CODE: U5g**04503**

Organometallic monomer.

CHARACTERISTICS	SIZE	CATALOG #
MW 212.1, mp 50–53°C, bp 80°C/0.2mm, Tg 187°	1 g	04503-1

4-Vinylpyridine CAS#: 100-43-6 | HAZARD CODE: BEVWX7f**02668**

Aromatic amine monomer.

CHARACTERISTICS	SIZE	CATALOG #
MW 105.1, bp 62–65°C/15mm, n20/D 1.550 100 ppm HQ, Tg 142°C	100 g	02668-100





POLYMERS

Quick Reference Guide..... 296

C 302

D 303

E 304

F 305

H 306

P 307

Molecular Weight Standards 341

SPECIALTY CHEMICALS & ADJUNCTS

Adjuncts 343

Resins 348

Selectacel® Ion Exchange Cellulose
Derivatives for Chromatography 350

Cartridges 351

Furan Based Organic Blocks 355

SPECIALTY FUNCTIONAL PEGs

Methoxy PEG/Monofunctional PEGs 356

Homobifunctional PEGs 361

Heterobifunctional PEGs 364



ACID FUNCTIONAL POLYMERS & SALTS

Acidic groups are often used to convey solubility to polymers in aqueous media. These versatile moieties can be converted to a wide range of alternative functional groups. Acid groups can be utilized as catalysts for chemical reactions. Additionally, they are employed in polymers as the functional group, which enables improved adhesion to a variety of substrates through hydrogen bonding or metal chelation.

CARBOXYLIC ACIDS

PRODUCT NAME	CATALOG #	PAGE #
Poly(acrylic acid)	06513	308
	06519	308
	00627	308
	03326	308
	03312	308
	06500	308
	06501	308
Poly(acrylic acid) sodium salt	06568	309
	18608	309
	06567	309
	18611	309
	18613	309
Poly(butadiene/maleic acid) 1:1 (42% soln. in water)	07787	311
Poly(ethylene/maleic anhydride) 1:1 (molar)	02308	322
Poly(maleic acid), 50% soln. in water	09732	331
Poly(methacrylic acid)	00578	332
Poly(methacrylic acid) ammonium salt, 30% soln. in water	21169	332
Poly(methacrylic acid) sodium salt, 30% soln. in water	21170	332
Poly(methyl methacrylate/methacrylic acid)	08207	333
	19629	333
	08208	333
	08221	333

PHOSPHORIC ACIDS

PRODUCT NAME	CATALOG #	PAGE #
Poly(vinyl phosphoric acid), sodium salt	04391	338

SULFONIC ACIDS

PRODUCT NAME	CATALOG #	PAGE #
Poly(styrenesulfonic acid)	08770	335
Poly(styrenesulfonic acid), sodium salt	08772	335
	08773	335

ACRYLATE & METHACRYLATE POLYMERS

PRODUCT NAME	CATALOG #	PAGE #
Poly(benzyl methacrylate)	06562	311
Poly(iso-butyl methacrylate) fine powder, [η] = 0.60	02452	311
Poly(2-hydroxyethyl methacrylate/methacrylic acid) [90:10]	08725	327
Poly(methyl methacrylate)	04554	332
	04553	332
	17913	332
	04552	332
Poly(iso-propyl methacrylate)	07052	334
Poly(tert-butyl methacrylate)	07037	335

AMIDES

PRODUCT NAME	CATALOG #	PAGE #
Polyacrylamide	19901	307
	21485	307
	02806	307
	22581	307
Poly(acrylamide/sodium acrylate) [70:30]	18522	307
Poly(acrylamide/acrylic acid), Na Salt	04652	308
	18545	308
Polycaprolactam	18179	312
Poly(2-ethyl-2-oxazoline)	24066	326
	24882	326
	17810	326
Poly(N-iso-propylacrylamide)	21458	333

AMINE FUNCTIONAL POLYMERS

PRODUCT NAME	CATALOG #	PAGE #
Chitosan	21161	302
Poly(diallyldimethylammonium chloride)	19898	310
	17338	310
Poly(allyl amine)	24826	310
Poly(allylamine hydrochloride)	25673	310
Poly(4-aminostyrene)	02823	310
Polyaniline, Emeraldine form	24043	310
Poly(ethylene glycol) bis (2-amino-ethyl)	24303	316
Polyethylenimine, branched	02371	323
	06088	323
	06089	323
	19850	323
	17938	323
	06090	323
	26292	323
Polyethylenimine, branched	25449	323
	25449	323
Polyethylenimine, Linear	23966	324
	25414	324
	24313	324
	24314	324
Polyethylenimine Hydrochloride, Linear (MW 4,000)	24885	324
PEI MAX® - Transfection Grade Linear Polyethylenimine Hydrochloride (MW 40,000)	24765	325
MAXGene® GMP	26406	325
Polyethylenimine Hydrochloride, Linear (MW 160,000)	25439	326
Poly(L-lysine hydrobromide)	18619	331
	09730	331
	21430	331
	25724	331
Poly(N-methylvinylamine)	24038	333
Poly(vinylamine) hydrochloride	23965	337
Poly(2-vinyl-1-methylpyridinium bromide, 20% soln. in water)	21477	338
Poly(2-vinylpyridine)	19238	338
	21382	338
	17770	338

PRODUCT NAME	CATALOG #	PAGE #
Poly(4-vinylpyridine)	00112	339
	22176	339
Poly(2-vinylpyridine N-oxide)	01564	339
Poly(N-vinylpyrrolidone)	16693	339
	24737	339
	03315	339
	01051	339
	01052	339
	06067	339

BIODEGRADABLE POLYMERS

PRODUCT NAME	CATALOG #	PAGE #
Glycolide, 99.9%	17085	275
Hydroxypropyl Cellulose	25727	307
	25728	307
	25729	307
	25730	307
Polycaprolactam	18179	312
Polycaprolactone	19561	312
	26287	312
	26288	312
	26289	312
	26290	312
Polycaprolactone diol	09706	313
Polycaprolactone, powdered	25090	313
Poly(glycolic acid) [i.v. 1.0-2.0]	06525	326
Poly[(R)-3-hydroxybutyrate]	16930	327
	16932	327
	16934	327
	16936	327
	16938	327
	16940	327
Poly[(-)3-hydroxybutyric acid]	16916	327

POLY(DL-LACTIDE/GLYCOLIDE) POLYMERS

PRODUCT NAME	CATALOG #	PAGE #
Poly(dl-lactide/glycolide)	19076	330
	19077	330
	19247	330
	23987	330
	23986	330
	23989	330
	25107	330
	26297	330
Poly(l-lactide/glycolide) [70:30]	16587	331

POLY(DL-LACTIC ACID) & POLY(L-LACTIC ACID) POLYMERS

PRODUCT NAME	CATALOG #	PAGE #
Poly(dl-lactic acid)	22505	328
	16585	328
	23976	328
Poly(l-lactic acid)	18580	329
	06529	329
	18402	329
	18582	329
	21512	329
	26405	329

POLYCAPROLACTONE & POLYETHYLENE GLYCOL DIBLOCK POLYMERS

PRODUCT NAME	CATALOG #	PAGE #
PCL(1,000)-b-PEG(1,000)	25010	313
PCL(1,000)-b-PEG(2,000)	25011	313
PCL(1,000)-b-PEG(5,000)	25012	313
PCL(5,000)-b-PEG(1,000)	25022	313
PCL(5,000)-b-PEG(2,000)	25023	313
PCL(5,000)-b-PEG(5,000)	25024	313

POLYCAPROLACTONE & POLYETHYLENE GLYCOL TRIBLOCK POLYMERS

PRODUCT NAME	CATALOG #	PAGE #
PCL(1,000)-b-PEG(1,000)-b-PCL(1,000)	25019	314
PCL(1,000)-b-PEG(2,000)-b-PCL(1,000)	25020	314
PCL(1,000)-b-PEG(6,000)-b-PCL(1,000)	25021	314
PCL(1,000)-b-PEG(10,000)-b-PCL(1,000)	25013	314

PRODUCT NAME	CATALOG #	PAGE #
PCL(5,000)-b-PEG(1,000)-b-PCL(5,000)	25014	314
PCL(5,000)-b-PEG(2,000)-b-PCL(5,000)	25015	314
PCL(5,000)-b-PEG(5,000)-b-PCL(5,000)	25016	314
PCL(5,000)-b-PEG(10,000)-b-PCL(5,000)	25025	314

POLYLACTIC ACID & POLYETHYLENE GLYCOL DIBLOCK POLYMERS

PRODUCT NAME	CATALOG #	PAGE #
PEG(350)-b-PLA(300)	24375	320
PEG(1000)-b-PLA(750)	24378	320
PEG(1000)-b-PLA(5000)	24381	320
PEG(5000)-b-PLA(1000)	24386	320
PEG(5000)-b-PLA(5000)	24389	321
PEG(5000)-b-PLA(10,000)	25018	321
PEG(10,000)-b-PLA(5,000)	25017	321

POLYLACTIC ACID & POLYETHYLENE GLYCOL TRIBLOCK POLYMERS

PRODUCT NAME	CATALOG #	PAGE #
PLA(1000)-b-PEG(1000)-b-PLA(1000)	24500	321
PLA(2000)-b-PEG(1000)-b-PLA(2000)	24501	321
PLA(5000)-b-PEG(1000)-b-PLA(5000)	24502	321
PLA(1000)-b-PEG(4000)-b-PLA(1000)	24503	321
PLA(1000)-b-PEG(10,000)-b-PLA(1000)	24509	321
PLA(5,000)-b-PEG(10,000)-b-PLA(5,000)	25026	321
PLA(10,000)-b-PEG(10,000)-b-PLA(10,000)	25027	321

BLOCK COPOLYMERS

PRODUCT NAME	CATALOG #	PAGE #
Poly(dimethylsiloxane-b-ethylene oxide), methyl terminated	09780	315
	21870	315
Poly(ethylene oxide-b-propylene oxide)	16273	322
	16276	322

CONDUCTIVE POLYMERS

PRODUCT NAME	CATALOG #	PAGE #
Polyaniline, Emeraldine form	24043	310
Poly(3,4-ethylenedioxythiophene) / poly(styrenesulfonate), aqueous dispersion (PEDT/PSS)	24215	316

HALOGEN-CONTAINING POLYMERS

PRODUCT NAME	CATALOG #	PAGE #
Fluorinated Ethylene Propylene Copolymer	24778	305
Halocarbon 200 Oil [Poly(chlorotrifluoroethylene)]	25073	306
Halocarbon 400 Oil [Poly(chlorotrifluoroethylene)]	25074	306
Halocarbon 700 Oil [Poly(chlorotrifluoroethylene)]	25075	306
Halocarbon 1000N Oil [Poly(chlorotrifluoroethylene)]	25076	306
Poly(2-chloro-1,3-butadiene)	21289	314
Poly(chlorotrifluoroethylene)	15176	314
Polyethylene, chlorinated, 25% Cl	01814	315
Poly(tetrafluoroethylene)	21539	335
	08816	335
Poly(vinylidene fluoride)	18734	337

LIQUID CRYSTAL POLYMERS

Organic compounds capable of responding to small amounts of radiant energy and undergo a phase transition with selective reflection of light. Specific colors are obtained depending on the wavelength of light which is determined by the organic crystal array "pitch length." Application areas range from thermally activated displays to sensors, and detection devices to cosmetics.

PRODUCT NAME	CATALOG #	PAGE #
Cholesteryl Nonanoate	24817	355
Cholesteryl Oleyl Carbonate	24815	355

PHENOL-FUNCTIONAL POLYMERS

PRODUCT NAME	CATALOG #	PAGE #
Poly(4-vinylphenol)	06527	338
	18980	338
	25447	338

PHOTOACTIVE POLYMERS

PRODUCT NAME	CATALOG #	PAGE #
Poly(vinyl alcohol), N-methyl-4 (4'-formylstyryl)pyridinium methosulfate acetal	22570	337
Poly(vinyl cinnamate)	02648	337

POLY(ETHYLENE GLYCOL) POLYMERS

PRODUCT NAME	CATALOG #	PAGE #
Poly(ethylene glycol)	00684	316
	00682	316
	00679	316
	06102	316
	06103	316
	22567	316
	25360	316
	22568	316
	17243	316
	01109	316
Poly(ethylene glycol) (200) adipate	21509	316
Poly(ethylene glycol) bis (2-aminoethyl)	24303	316
Poly(ethylene glycol)-bisphenol A diglycidyl ether adduct	04686	317
Poly(ethylene glycol) (n) diacrylate	00669	317
	01871	317
	15246	317
Poly(ethylene glycol) (n) diglycidyl ether	08209	317
	08210	317
	08211	317
	24047	317
Poly(ethylene glycol) (n) dimethacrylate	00096	318
	15179	318
	15178	318
Poly(ethylene glycol) (n) distearate	01048	319
	19234	319
Poly(ethylene glycol) (n) monomethacrylate	16712	319
	16713	319
Poly(ethylene glycol) monomethyl ether	04457	319
	04242	319
	05986	319
Poly(ethylene glycol) (n) monomethyl ether monomethacrylate	16664	320
	16665	320
	16666	320
Poly(ethylene glycol terephthalate)	04301	321

Reactive Polymers

CARBOXYLIC ACID ANHYDRIDE FUNCTIONAL POLYMERS

PRODUCT NAME	CATALOG #	PAGE #
Poly(butadiene/maleic anhydride) 1:1 (molar)	07788	311
Poly(ethylene/maleic anhydride) 1:1 (molar)	02308	322
Poly(maleic anhydride)	02348	331

CARBOXYLIC ACID CHLORIDE FUNCTIONAL POLYMERS

PRODUCT NAME	CATALOG #	PAGE #
Poly(acryloyl chloride), 25% soln. in dioxane	04293	309
Poly(methacryloyl chloride), 25% soln. in dioxane	04315	332

HYDROXYL-FUNCTIONAL POLYMERS

PRODUCT NAME	CATALOG #	PAGE #
Poly(2-hydroxyethyl methacrylate)	09689	327
Poly(vinyl alcohol)	22225	336
	02975	336
	04397	336
	15132	336
	15130	336
	15129	336
	04324	336
	04398	336
02815	336	

STYRENIC POLYMERS

PRODUCT NAME	CATALOG #	PAGE #
Polystyrene	00574	334
	23637	334
	18544	334

WATER SOLUBLE POLYMERS

PRODUCT NAME	CATALOG #	PAGE #
Cellulose, hydroxyethyl ether	05570	302
	05569	302
	05568	302
Cellulose, methyl hydroxyethyl ether	21275	302
Chitosan	21161	302
Dextran	01341	303
	05056	303
	22500	303
Dextran sulfate, sodium salt	00407	304
Polyacrylamide	22581	307
	19901	307
	21485	307
	02806	307
Poly(acrylamide/sodium acrylate) [70:30]	18522	307
Poly(acrylamide/acrylic acid), Na Salt	04652	308
	18545	308
Poly(acrylic acid)	06513	308
	06519	308
	00627	308
	03326	308
	03312	308
	06500	308
	06501	308
	24771	308
Poly(acrylic acid) sodium salt	06568	309
	18608	309
	06567	309
	18611	309
	18613	309
Poly(diallyldimethylammonium chloride)	17338	310
Poly(diallyl dimethyl ammonium chloride)	24828	310
	19898	310
Poly(allyl amine)	24826	310
Poly(butadiene/maleic acid) 1:1 (molar)	07787	311
Poly(ethylene oxide)	04031	322

PRODUCT NAME	CATALOG #	PAGE #
Poly(ethylene oxide)	06104	322
	17503	322
	06106	322
	21295	322
	04030	322
	21296	322
	04031	322
Poly(ethylene oxide-b-propylene oxide)	16273	326
	16276	326
Poly(2-ethyl-2-oxazoline)	24066	326
	24882	326
	17810	326
Poly(2-hydroxyethyl methacrylate/ methacrylic acid) [90:10]	08725	327
Poly(L-lysine hydrobromide)	18619	331
	09730	331
	21430	331
	25724	331
Poly(maleic acid), 50% soln. in water	09732	331
Poly(methacrylic acid)	00578	332
Poly(methacrylic acid) ammonium salt, 30% soln. in water	21169	332
Poly(methacrylic acid) sodium salt, 30% soln. in water	21170	332
Poly(oxyethylene) sorbitan monolaurate (Tween 20®)	06110	103
Poly(N-iso-propylacrylamide)	21458	333
Polypropylene, Chromatographic Grade	04342	334
Polypropylene	23968	334
Polypropylene, Isotactic	06536	334
Poly(styrenesulfonic acid)	08770	335
Poly(styrenesulfonic acid), sodium salt	08772	335
	08773	335
Poly(N-vinyl acetamide)	24808	339
Poly(vinyl acetate)	06069	336
Poly(vinyl acetate), 40% hydrolyzed	17561	336

PRODUCT NAME	CATALOG #	PAGE #	
Poly(vinyl alcohol)	22225	336	
	02975	336	
	04397	336	
	15132	336	
	15130	336	
	15129	336	
	04324	336	
	04398	336	
	02815	336	
	Poly(vinyl alcohol), N-methyl-4(4' formylstyryl)pyridinium methosulfate acetal	22570	337
Poly(vinylamine) hydrochloride	23965	337	
Poly(vinyl methyl ether), 50% aqueous solution	03032	337	
Poly(2-vinyl-1-methylpyridinium bromide, 20% soln. in water	21477	338	
Poly(vinylphosphonic acid), 30% Soln.	24297	338	
Poly(vinyl phosphoric acid), sodium salt	04391	338	
	Poly(2-vinylpyridine)	19238	338
		21382	338
17770		338	
Poly(4-vinylpyridine)	00112	339	
	22176	339	
Poly(2-vinylpyridine N-oxide)	01564	339	
Poly(N-vinylpyrrolidone)	16693	339	
	24737	339	
	03315	339	
	01051	339	
	01052	339	
	06067	339	
Poly(N-vinylpyrrolidone/vinyl acetate), 50% soln. in isopropanol	09718	340	
	09716	340	
Poly(vinylsulfonic acid) sodium salt	04392	340	

Cellulose, cyanoethyl ether CAS#: 9004-41-5 | $\text{CH}_2\text{CH}_2\text{CN}$ | HAZARD CODE: A3g**04687**

Solvent-soluble cellulose ether. High dielectric constant. Soluble in polar solvents, acetone, chloroform and pyridine.

CHARACTERISTICS	SIZE	CATALOG #
MW 90,000–117,000, Tg 180°C	10 g	04687-10

Cellulose, hydroxyethyl ether CAS#: 9004-62-0 | $\text{CH}_2\text{CH}_2\text{OH}_2$ | HAZARD CODE: H5g

Water-soluble cellulose ether, used as a binder and thickening agent.

CHARACTERISTICS	SIZE	CATALOG #
powder / ~90,000, Viscosity 5% AQ = 75–150 cps	100 g	05570-100
	500 g	05570-500
powder / ~720,000, Viscosity 2% AQ = 4,500–6,500 cps	100 g	05569-100
	500 g	05569-500
powder / ~1,000,000, Viscosity 1% AQ = 1,500–2,500 cps	100 g	05568-100
	500 g	05568-500

Cellulose, methyl hydroxyethyl ether CAS#: 9032-42-2 | $\text{CH}_2\text{CH}_2\text{O}x\text{H}$, CH_3 | HAZARD CODE: A2g**21275**

Water-soluble cellulose derivative.

CHARACTERISTICS	SIZE	CATALOG #
8,000 cps (2% soln. in H_2O)	500 g	21275-500

Chitosan CAS#: 9012-76-4 | HAZARD CODE: A2g**21161**

Cationic polymer prepared by deacetylation of chitin. Soluble in water at low (4–6) pH. Soluble in water at low (4–6) pH; dilute organic and inorganic acids.

CHARACTERISTICS	SIZE	CATALOG #
Purified Powder. MW ~15,000, Degree of deacetylation ~84%	50 g	21161-50

Cyclic Olefin Copolymers (COC) CAS#: 26007-43-2 | HAZARD CODE: A2g

(Ethylene-Norbornene Copolymer)

Cyclic Olefin Copolymers are high transparency, low specific gravity, high heat resistant and have excellent optical properties and superior water vapor barrier characteristics. Combined with outstanding stiffness/strength and favorable sterilization properties, they have found applications ranging from FDA approvals for pharmaceutical and food applications to optical applications and electronics materials. Whether used by itself or as a modifier for other resins, the ethylene-norbornene copolymer offers the optical clarity of polymethylmethacrylate (PMMA), the heat resistance of polycarbonate (PC) and superior dimensional stability.

Properties:

- High transparency
- Outstanding moisture barrier
- High rigidity and strength
- Variable heat distortion resistance up to 170°C
- Excellent biocompatibility
- Low density
- Very good electrical insulation properties
- Exceptionally low moisture absorption
- Low birefringence
- Very good resistance to acids and alkalis and polar organic solvents

CHARACTERISTICS	SIZE	CATALOG #
HDT = 75°C, Tg 80°C, d 1.02	100 g	24750-100
HDT = 130°C, Tg 140°C, d 1.02	100 g	24749-100
HDT = 150°C, Tg 160°C, d 1.02	100 g	24748-100
HDT = 170°C, Tg 180°C, d 1.02	100 g	24746-100
HDT = Heat Deflection Temperature		

D

Dextran CAS#: 9004-54-0 | C₆H₁₀O₅ | HAZARD CODE: A2g

(poly[(1,6)-α-d-glucose]) Water soluble carbohydrate with many pharmaceutical and technical uses. Soluble in lower alcohols.

CHARACTERISTICS	SIZE	CATALOG #
Powder. MW 15K–20K, i.v. 0.10–0.14	10g	01341-10
	100g	01341-100
Nonpyrogenic, powder. MW 100K–200K, i.v. 0.34	10g	05056-10
	100g	05056-100
Powder. MW 200K–300K, i.v. 0.4–0.5/37°C	10g	22500-10
	100g	22500-100

D

Dextran, FITC CAS#: 60842-46-8 | HAZARD CODE: A2d**15759**

(Fluorescein isothiocyanate) Valuable materials for studying permeability and microcirculation *in vivo*. These are used to trace neuronal projections and active transport in live and unfixed tissue and as neuronal tracers in a variety of species.

CHARACTERISTICS	SIZE	CATALOG #
MW 150,000, Yellow-orange crystalline powder	500mg	15759-500

Dextran sulfate, sodium salt CAS#: 9011-18-1 | $C_6H_9O_4(OSO_3Na)_x$ | HAZARD CODE: A2g**00407**

Anionic dextran derivative.

CHARACTERISTICS	SIZE	CATALOG #
MW 500,000, Viscosity 0.1–0.7 in 1M AQ NaCl Sulfur 19%, pH of AQ 6.9	100 g	00407-100

E

EPOXY RESINS

Araldite® resins (modified epoxy resins) $C_6H_4-1,2,-[CO_2(CH_2)_3CH_3]_2$

Technical Data Sheet #128

CHARACTERISTICS	SIZE	CATALOG #
Grade 502, WPE 233–250 CAS#: 84-74-2 HAZARD CODE: HO5g	500g	00552-500
Grade 6005, WPE 182–189 CAS#: 3101-60-8 HAZARD CODE: HO7g	500g	02116-500

D.E.R. (Dow epoxy resins) CAS#: 26142-30-3 | HAZARD CODE: U4g

CHARACTERISTICS	SIZE	CATALOG #
Grade 732, WPE 310–330, MW ~600, Viscosity 55–100 cps HAZARD CODE: HO7g	450g	02922-450
Grade 736, WPE 175–205, MW ~300, Viscosity 30–60 cps HAZARD CODE: H2g	450g	02923-450

Epon® Resin 828 CAS#: 25068-38-6 | HAZARD CODE: HO2g**02334**

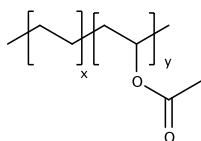
(Bisphenol A diglycidyl ether) Standard epoxy resin used in formulation, fabrication and fusion technology. Widely used for embedding and potting. When cross-linked or hardened with appropriate amine curing agents, very good mechanical adhesive, dielectric and chemical resistance properties are obtained.

CHARACTERISTICS	SIZE	CATALOG #
MW ~377, Viscosity 10,000–16,000 cps, WPE: 185–192	500mg	02334-500

Epon® Resin 1001F CAS#: 25036-25-3 | HAZARD CODE: A2g**24305**

(Bisphenol A diglycidyl ether) Higher MW epoxy resin cured by amine catalyst and used for embedding. Viscous liquid.

CHARACTERISTICS	SIZE	CATALOG #
MW 1075, Viscosity 7.0–9.6 cps, WPE: 525–550	500g	24305-500

Ethylene Vinyl Acetate CAS#: 24937-78-8 | HAZARD CODE: H4g**24763**

Copolymer available as a free flowing powder that can easily be redispersed to form a latex dispersion. Powder is stabilized with a vinyl alcohol to allow it to remain free flowing but easily redispersible in water.

Composition: Approximately 20 weight % ethylene and 80 weight % vinyl acetate.

Particle Size: 1–7 micron dominant sizes; max 4% over 40 mesh.

CHARACTERISTICS	SIZE	CATALOG #
White, free flowing powder / Tg -7°C (Soft, flexible polymer), Solids Content: 99 +/- 1%	50 g	24763-50
	1kg	24763-1

F

Fluorinated Ethylene Propylene Copolymer | HAZARD CODE: AH4g**24778**

Fluorinated copolymers of ethylene and propylene improve overall performance when formulated into plastics, elastomeric polymers, paints and coatings or inks and lubricants.

Advantages:

This product exhibits high release characteristics, excellent wear and mar resistance and slip resistance properties when used alone or in blends with other materials. The inherent toughness and high fluorine content imparts improved tear resistance, surface smoothness and flammability resistance in coating and ink formulations.

Properties:

Service Temperature Range: (ASTM-D1457) -200°–260°C

Mean Particle Size: 4 microns

Polymer Specific Gravity: 2.2–2.3

Bulk Density: 350–550 grams/liter

CHARACTERISTICS	SIZE	CATALOG #
Fine white powder mp (ASTM-D1457) 240 +/- 9°C, Melt Flow Index 10–35 MI	100g	24778-100

Halocarbon 200 Oil [Poly(chlorotrifluoroethylene)] CAS#: 9002-83-9 | HAZARD CODE: H3g**25073**

Inert, non-flammable lubricating oil. Polymer is a blend of oligomers. Also used as an inert medium in transgenic studies of fruit fly *Drosophila* embryos.

CHARACTERISTICS	SIZE	CATALOG #
Clear, colorless liquid. d 1.95 g/mL, Cloud Point: 35°F (2°C), Pour Point: 10° F (-12° C), Viscosity at 100°F (37.8°C), 200 centistokes (390 cPs), n20/D 1.412	50ml	25073-50
	100ml	25073-100

Halocarbon 400 Oil [Poly(chlorotrifluoroethylene)] CAS#: 9002-83-9 | HAZARD CODE: H3g**25074**

Inert, non-flammable lubricating oil. Polymer is a blend of oligomers. Also used as an inert medium in transgenic studies of fruit fly *Drosophila* embryos.

CHARACTERISTICS	SIZE	CATALOG #
Clear, colorless liquid. d 1.95 g/mL, Cloud Point: 50°F (10°C), Pour Point: 15° F (+/- 10); -9°C (+/- 5), Viscosity at 100°F (37.8°C), 400 centistokes (780 cPs), n20/D 1.412	50ml	25074-50
	100ml	25074-100

Halocarbon 700 Oil [Poly(chlorotrifluoroethylene)] CAS#: 9002-83-9 | HAZARD CODE: H3g**25075**

Inert, non-flammable lubricating oil. Polymer is a blend of oligomers. Also used as an inert medium in transgenic studies of fruit fly *Drosophila* embryos.

CHARACTERISTICS	SIZE	CATALOG #
Clear, colorless liquid. d 1.95 g/mL, Cloud Point: 55°F (13°C), Pour Point: 40° F (+/- 10); 5°C (+/- 5), Viscosity at 100°F (37.8°C), 700 centistokes (1,365 cPs), n20/D 1.414	50ml	25075-50
	100ml	25075-100

Halocarbon 1000N Oil [Poly(chlorotrifluoroethylene)] CAS#: 9002-83-9 | HAZARD CODE: H3g**25076**

Inert, non-flammable lubricating oil. Polymer is a blend of oligomers. Also used as an ultraviscous solvent for ¹H NMR spectroscopy to better identify individual components in a complex mixture. The ultraviscous polymer solvent (mixed as 80% Halocarbon / 20% CDCl₃) greatly reduces the molecular tumbling of small molecules, thereby making the nuclear Overhauser effect (NOE) very large and of negative sign. In a NOESY experiment, the spectrum of the target molecule can be cleanly extracted from the mixture.

CHARACTERISTICS	SIZE	CATALOG #
Clear, colorless liquid. d 1.95 g/mL, Pour Point: 50°F (+/- 10); 10°C (+/- 5), Viscosity at 100°F (37.8°C) 1,000 centistokes (1,950 cPs), n20/D 1.415	50ml	25076-50
	100ml	25076-100

Hydroxypropyl Cellulose CAS#: 9004-64-2 | HAZARD CODE: A3gk

(hydroxypropyl ether) HPC is a hydrophilic polymer used for drug encapsulants, ophthalmic lubricants and transdermal patches. Also used as a general thickener.

CHARACTERISTICS		SIZE	CATALOG #
White to pale yellow powder. Viscosity measured as a 2% solution in water at 20°C	[3–6 cP]	100g	25727-100
		250g	25727-250
	[6–10 cP]	100g	25728-100
		250g	25728-250
	[150–400 cP]	100g	25729-100
		250g	25729-250
	[1,000–4,000 cP]	100g	25730-100
		250g	25730-250

P

PEO(5800)-b-PPO(3000)-b-PEO(5800) dimethacrylate | HAZARD CODE: U4abd**25430**

Long-chain hydrophilic, crosslinking macromonomer. Triblock copolymer with methacrylate endgroups contains blocks of PEO and PPO to provide a balance of hydrophilic and hydrophobic properties.

CHARACTERISTICS	SIZE	CATALOG #
MW 14,600, mp 56°C, White solid.	1g	25430-1

Polyacrylamide CAS#: 9003-05-8 | $\text{CH}_2\text{CH}(\text{CONH}_2)$

Important nonionic water-soluble polymer. High MW polymer is used primarily as a flocculant. Unit weights are weights of solution. Tg of high MW (>100,000) polymers = 165°C. Unit weights are weights of solution. Soluble in water, morpholine.

CHARACTERISTICS	SIZE	CATALOG #
d 1.302 for AQ Solution, Tg 165°C, MW 10K (25g polymer), Viscosity of 15% AQ 5.5 - 9 cps HAZARD CODE: H4g 50% soln. in water	100g	22581-100
d 1.302 for AQ Solution, Tg 165°C, MW 400K – 1M HAZARD CODE: H6d, 10% soln. in water	250g	19901-250
	1kg	19901-1
d 1.302 for AQ Solution, Tg 165°C, MW 5M (2.5g polymer), Viscosity of 0.1% AQ 3.8 cps HAZARD CODE: A2g, 1% soln. in water	250g	21485-250
Tg 165°C, MW 5M - 6M, Viscosity of 0.1% AQ 2.2 - 2.7 cps HAZARD CODE: A2g, Powder	50g	02806-50
	250g	02806-250

Poly(acrylamide/sodium acrylate) [70:30] CAS#: 9003-05-8 | HAZARD CODE: A2g**18522**

Soluble in water, morpholine.

CHARACTERISTICS	SIZE	CATALOG #
Powder, MW 18M, d 1.302 for AQ Solution, Viscosity of 0.2% AQ 1200 cps	50ml	18522-100

Poly(acrylamide/acrylic acid), Na Salt CAS#: 25085-02-3

Residual monomer.

CHARACTERISTICS	SIZE	CATALOG #
<0.03% anionic acrylamide polymer, 90:10, MW 200,000, Viscosity 10% AQ 150 – 170 cps HAZARD CODE: H2g	250g	04652-250
60:40, MW >10,000,000 HAZARD CODE: H4g	250g	18545-250

Poly(acrylic acid) CAS#: 9003-01-4 | $[-CH_2CH(CO_2H)-]_n$

Important anionic water-soluble polymer. Can be crosslinked covalently or ionically to form hydrogels.

CHARACTERISTICS	SIZE	CATALOG #
polymers = 106°C, 1.527 Tg of High MW (>100,000) n25/D	MW ~2K, Viscosity 400 – 1400 63% AQ, (157.5g polymer) Mw/Mn 2.4 HAZARD CODE: H3g	250g 06513-250
		1kg 06513-1
	MW ~5,000, 50% soln. in water, (125g polymer) HAZARD CODE: H2g	250g 06519-250
		1kg 06519-1
	MW ~30K, 30% AQ, mp -4°C HAZARD CODE: H4g	250g 24771-250
	MW ~50K, Viscosity 25% AQ, (62.5g polymer), Mw/Mn 2.9 HAZARD CODE: H4g	50g 00627-50
		250g 00627-250
		1kg 00627-1
	MW ~345K, Viscosity 400 – 1200 cps 25% AQ (62.5g polymer) Mw/Mn 6.2 HAZARD CODE: A2g	250g 03326-250
	MW ~450K, Viscosity 4 wt% AQ 700 cps, powder HAZARD CODE: H4g	100g 03312-100
MW ~1M, Viscosity 4% AQ 4K – 11K cps, powder HAZARD CODE: H4g	10g 06500-10	
	100g 06500-100	
	1kg 06500-1	
MW ~4M, Viscosity 0.5 wt% AQ 40K – 60K cps, powder HAZARD CODE: H4g	10g 06501-10	
	100g 06501-100	

Ultrapure Poly(Acrylic Acid) CAS#: 9003-01-4 | $[-CH_2CH(CO_2H)-]_n$

Polysciences offers ultrapure poly(acrylic acid) for use as an electronics industry CMP slurry dispersant.

CHARACTERISTICS	SIZE	CATALOG #
Poly(Acrylic Acid) Ultrapure - MW 2,000	Contact us.	14433-B
Poly(Acrylic Acid) Highly pure - MW 2,000	Contact us.	14176-B
Poly(Acrylic Acid) Highly pure - MW 10,000	Contact us.	13511-B

Polyacrylonitrile, co-polymer with 6% methyl acrylate CAS#: 26658-88-8 | HAZARD CODE: A3g**25562**

Acrylonitrile copolymer with 6% methyl acrylate in presence of sodium 2-methyl-2-propene-1-sulfonate. Soluble in DMF, DMAc, DMSO.

CHARACTERISTICS	SIZE	CATALOG #
White powder, Average particle size of 40 micron, MW 80,000	100g	25562-100
	500g	25562-500

Polyacrylonitrile (PAN 200, 000) CAS#: 25014-41-9 | HAZARD CODE: A3g**25563**

Acrylonitrile homopolymer with approx. MW 200,000. Soluble in DMF, DMAc, DMSO.

CHARACTERISTICS	SIZE	CATALOG #
Polymer powder, Average particle size of 40 micron, MW ~200,000	100g	25563-100
	500g	25563-500

Poly(acrylic acid) sodium salt CAS#: 9003-04-7 | $[-CH_2CH(CO_2Na)-]_n$ | HAZARD CODE: A2g

Used at low molecular weights as pigment dispersant and at higher molecular weights as a flocculant. Polymer can form complexes with poly(ethylene oxide) and with nucleotides.

CHARACTERISTICS	SIZE	CATALOG #	
Water-soluble anionic polymer	MW ~2K, Viscosity of 25% AQ 320 cps, Mw/Mn 2.15, Powder	250g	06568-250
		1kg	06568-1
	MW ~3K, 40% AQ (100g polymer), Mw/Mn 1.5	250g	18608-250
		1kg	18608-1
	MW ~6K, Powder	250g	06567-250
	MW ~60K, 35% AQ (87.5g polymer), Mw/Mn 2.4	250g	18611-50
MW ~225K, 20% AQ (50g polymer), Mw/Mn 6.1	250g	18613-250	

Poly(acryloyl chloride), 25% soln. in dioxane CAS#: 25189-84-8 | HAZARD CODE: CHM6d**04293**

Reactive polymer.

CHARACTERISTICS	SIZE	CATALOG #
MW ~10,000	10g	04293-10

Poly(allylamine) CAS#: 30551-89-4 | HAZARD CODE: BH4d**24826**

Water soluble cationic polymer with primary amino groups (free base types) for chemical reactions.

CHARACTERISTICS	SIZE	CATALOG #
MW 15,000, 15% solid in H ₂ O	25g	24826-25
	100g	24826-100

Poly(allylamine hydrochloride) CAS#: 71550-12-4 | [-CH₂CH(CH₂NH₂xHCl)-]_n | HAZARD CODE: B3g**25673**

Polymeric primary amine.

CHARACTERISTICS	SIZE	CATALOG #
MW 120,000 – 200,000, 40% AQ solution	1g	25673-1
	25g	25673-25
	100g	25673-100

Poly(diallyldimethylammonium chloride) CAS#: 26062-79-3

Linear, cationic, aliphatic, quaternary ammonium cyclopolymer. Soluble in H₂O, MeOH, possibly other polar solvents.

CHARACTERISTICS	SIZE	CATALOG #
MW 240,000 Polydispersity 2–3	10g	17338-10
d 1.032, Dry powder HAZARD CODE: KU5g	250g	19898-250
d 1.072, 28% AQ (70g polymer), Viscosity ~1000 cps; pH (as is) 25°C ~2 HAZARD CODE: A2d		

Poly(diallyldimethylammoniumchloride) CAS#: 26062-79-3 | HAZARD CODE: H4g**24828**

Copolymer based on diallyl amine that generates a variety of cyclic tertiary amine structures. Supplied as ammonium salts.

CHARACTERISTICS	SIZE	CATALOG #
MW 8,500, 28% solids in water	100g	24828-100

Poly(4-aminostyrene) CAS#: 25086-42-4 | HAZARD CODE: A2g**02823**

Polymeric aromatic primary amine. Prone to oxidative crosslinking. Insoluble in: organic solvents and mineral acids.

CHARACTERISTICS	SIZE	CATALOG #
MW > 150,000, Nitrogen content ~11%	1g	02823-1

Polyaniline, Emeraldine form CAS#: 5612-44-2 | HAZARD CODE: A3g**24043**

Soluble in: Me SO₃H, DMF, NMP. Conductive polymer.

CHARACTERISTICS	SIZE	CATALOG #
Powder, undoped, MW ~15,000, d 1.36, Conductivity 10-10 S/cm	5g	24043-5

Poly(benzyl methacrylate) CAS#: 25085-83-0 | $[-CH_2C(CH_3)(CO_2CH_2C_6H_5)-]_n$ | HAZARD CODE: A2g**06562**

Aromatic methacrylate ester polymer.

CHARACTERISTICS	SIZE	CATALOG #
n20/D 1.568, Tg 54°C	10g	06562-10

Poly[methylene(polyphenyl) isocyanate] CAS#: 9016-87-9 | $[-C_6H_3(NCO)CH_2-]_n$ | HAZARD CODE: H5g**03099**

Low molecular weight polyisocyanate, reacts with glycols, polyamines to form gels. Soluble in: acetone, THF, toluene.

CHARACTERISTICS	SIZE	CATALOG #
MW ~360, d.24, NCO content ~30%	100g	03099-100

Polybutadiene CAS#: 9003-17-2 | $[-CH_2CH=CHCH_2-]_n$ | HAZARD CODE: A2g

Liquid polyene that can be cured with sulfur or peroxides. Soluble in hydrocarbons, chloroform, THF.

CHARACTERISTICS	SIZE	CATALOG #
d 0.89, MW 1,600, n20/D, 1.515 liquid, vinyl-1,2 = 80%, Viscosity 40K±10K cps @ 45°C	100g	22395-100
d 0.89, MW 3,000, n20/D, 1.500 liquid, vinyl-1,2 = 80%, Viscosity 65K cps @ 45°C	100g	06081-100
d 0.89, MW 200,000, n20/D, 1.518 36% cis, 55% trans and 9% vinyl-1,2	10g	19808-10

Poly(butadiene/maleic acid) 1:1 (molar) CAS#: 28265-35-2 | HAZARD CODE: BH6g**07787**

(210g Polymer) Anionic, water-soluble, polymer capable of reaction through acid groups or backbone unsaturation.

CHARACTERISTICS	SIZE	CATALOG #
MW 10,000 – 15,000, Tg 57°C, Viscosity 2500 cps (42% soln. in water)	500g	07787-500

Poly(butadiene/maleic anhydride) 1:1 (molar) CAS#: 25655-35-0 | HAZARD CODE: CHWX5g**07788**

(125g Polymer) Reactive polymer capable of reacting at anhydride or backbone unsaturation.

CHARACTERISTICS	SIZE	CATALOG #
MW 10,000 – 15,000, Tg 70°C, Viscosity 12cps (25% soln. in acetone)	500g	07788-500

Poly(iso-butyl methacrylate) CAS#: 9011-15-8 | $[-CH_2C(CH_3)[CO_2CH_2CH(CH_3)_2]-]_n$ | HAZARD CODE: A2g**02452**

Firm, water-insensitive, polymer.

CHARACTERISTICS	SIZE	CATALOG #
Fine powder, $[\eta] = 0.60$, d 1.045, MW 200,000, n20/D 1.477, Tg 53°C, Viscosity 12cps (25% soln. in acetone)	500g	02452-500

Poly(n-butyl methacrylate) CAS#: 9003-63-8 | $[-CH_2C(CH_3)(CO_2(CH_2)_3CH_3)-]_n$ | HAZARD CODE: A2g**02061**

Firm, water-insensitive, polymer. Soluble in acetone, chloroform, IPA, MEK, THF, toluene.

CHARACTERISTICS	SIZE	CATALOG #
Fine powder, $[\eta] = 0.50$, d 1.06, MW ~180,000, n20/D 1.483, Tg 20°C	100g	02061-100

Polycaprolactam CAS#: 25038-54-4 | HAZARD CODE: A2g**18179**

Widely used in fibers.

CHARACTERISTICS	SIZE	CATALOG #
MW ~35,000 (Nylon 6), mp 215–250°C, n20/D 1.530	250g	18179-250

Polycaprolactone CAS#: 24980-41-4 | $[-O(CH_2)_5CO-]_n$ | HAZARD CODE: AK2bg

Polycaprolactone (PCL) is a biodegradable polyester that is easy to manufacture, manipulate and blend. PCL can be used as an additive for resins to improve their processing characteristics and end use properties. PCL adheres well to a large number of surfaces. It is easily fabricated, easily melted and is non-toxic. Additionally, PCL blends have been extensively studied to reduce cost and improve biodegradability by mixing with starch and other low-cost organic fillers.

PCL as a bioresorbable polymer has received great deal of attention in use as a long-term degradable implants as it can be easily manipulated physically, chemically and biologically to suit a specific requirement. It is also studied as a scaffold for tissue repair via tissue engineering.

PCL is degraded by hydrolysis of its ester linkages under physiological conditions at much slower rate than polyglycolide (PGA), poly d,l-lactide (PDLA) and its copolymers.

CHARACTERISTICS	SIZE	CATALOG #
mp 55–65°C, ~3mm pellets, MW 25,000	50g	26287-50
	500g	26287-500
mp 55–65°C, ~3mm pellets, MW 37,000	50g	26288-50
	500g	26288-500
mp 55–65°C, ~3mm pellets, MW 43,000	100g	19561-100
	500g	19561-500
mp 55–65°C, ~3mm pellets, MW 50,000	50g	26289-50
	500g	26289-500
mp 55–65°C, ~3mm pellets, MW 80,000	50g	26290-50
	500g	26290-500

Polycaprolactone diol CAS#: 36890-68-3 | $\text{H}[-\text{O}(\text{CH}_2)_5\text{CO}]_n\text{OCH}_2\text{CH}_2\text{OCH}_2\text{CH}_2\text{O}[-\text{CO}(\text{CH}_2)_5\text{O}]_n\text{H}$ | HAZARD CODE: AK2bg **09706**

Biodegradable polymer. Can be used to make block copolymers.

CHARACTERISTICS	SIZE	CATALOG #
Liquid, MW 1,250, d 1.07, Viscosity 65–100cps @ 55°C	500g	09706-500
	2.5kg	09706-2.5

Polycaprolactone, powdered CAS#: 24980-41-4 | $[-\text{O}(\text{CH}_2)_5\text{CO}]_n$ | HAZARD CODE: H7g **25090**

Biodegradable polymer, hydroxyl end group.

CHARACTERISTICS	SIZE	CATALOG #
MW 50,000, mp 58–60°C	100g	25090-100
	500g	25090-500

Poly(ε-caprolactone)-block-poly(ethylene glycol) | HAZARD CODE: AK2bf

Among the leading candidates for biodegradation are caprolactone-based materials due to their approved uses by the FDA for drug delivery systems, sutures, long term implants and adhesion barriers as well as new tissue scaffold host systems.

Caprolactone is a biodegradable polyester with a relatively low melting point (60°C) but a glass transition temperature (T_g) around -60°C. The high crystallinity in the polyester accounts for this property balance. It is made by metal catalyzed ring opening polymerization of epsilon caprolactone. A typical molecular weight of standard polycaprolactone homopolymer is 188k Daltons. By comparison, a 100% polylactic acid homopolymer with MW 330k Daltons has a (T_g) temperature of +55°C and a melting temperature T_m of about 175°C.

Further modifications of polycaprolactone are possible by converting it into diblock (A-B) or triblock (A-B-A) copolymers with polyethylene glycol. Synthetic methods which lead to block structures allow the polymer to have controlled biodegradation rates as well as improved physiological compatibility characteristics. Additional custom synthesis materials are available upon request. Please contact us for a quotation for your custom synthesis needs.

CHARACTERISTICS	SIZE	CATALOG #	
Diblock Polymers 	PCL(1,000)-B-PEG(1,000)	0.5g 1g	25010-0.5 25010-1
	PCL(1,000)-b-PEG(2,000)	0.5g	25011-0.5
		1g	25011-1
	PCL(1,000)-b-PEG(5,000)	0.5g	25012-0.5
		1g	25012-1
	PCL(5,000)-b-PEG(1,000)	0.5g	25022-0.5
		1g	25022-1
	PCL(5,000)-b-PEG(2,000)	0.5g	25023-0.5
		1g	25023-1
	PCL(5,000)-b-PEG(5,000)	0.5g	25024-0.5
		1g	25024-1

Poly(ε-caprolactone)-block-poly(ethylene glycol) continued on next page.

Poly(ϵ -caprolactone)-block-poly(ethylene glycol) continued

CHARACTERISTICS		SIZE	CATALOG #
Triblock Polymers 	PCL(1,000)-B-PEG(1,000)-PCL(1,000)	0.5g	25019-0.5
		1g	25019-1
	PCL(1,000)-B-PEG(2,000)-PCL(1,000)	0.5g	25020-0.5
		1g	25020-1
	PCL(1,000)-B-PEG(6,000)-PCL(1,000)	0.5g	25021-0.5
		1g	25021-1
	PCL(1,000)-B-PEG(10,000)-PCL(1,000)	0.5g	25013-0.5
		1g	25013-1
	PCL(5,000)-B-PEG(1,000)-PCL(5,000)	0.5g	25014-0.5
		1g	25014-1
	PCL(5,000)-B-PEG(2,000)-PCL(5,000)	0.5g	25015-0.5
		1g	25015-1
PCL(5,000)-B-PEG(5,000)-PCL(5,000)	0.5g	25016-0.5	
	1g	25016-1	
PCL(5,000)-B-PEG(10,000)-PCL(5,000)	0.5g	25025-0.5	
	1g	25025-1	

Poly(2-chloro-1,3-butadiene) CAS#: 9010-98-4 | $[-CH_2CH=C(Cl)CH_2-]_n$ | HAZARD CODE: A2g
21289

(Neoprene®) Widely used rubber for applications requiring good solvent resistance.

CHARACTERISTICS	SIZE	CATALOG #
d 1.23, Tg -48°C, Viscosity 34–41 @ 100°C	100g	21289-100

Poly(chlorotrifluoroethylene) CAS#: 9002-83-9 | $[-CF_2CF(Cl)-]_n$ | HAZARD CODE: A2g
15176

Inert liquid for high temperature baths.

CHARACTERISTICS	SIZE	CATALOG #
MW 500–600, Tg -40°, 52° (static method), Tg 100°C (mechanical method), Viscosity 12 cps @ 37°C	100g	15176-100

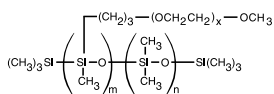
Poly(2,6-dimethyl-1,4-phenylene oxide) CAS#: 25134-01-4 | $[-C_6H_2(CH_3)_2O-]_n$ | HAZARD CODE: A2g**08794**

High softening point (90°C), polydispersity ~2.5. Soluble in toluene, chloroform, chlorobenzene.

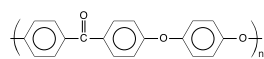
CHARACTERISTICS	SIZE	CATALOG #
MW 50,000, Mn 20,000, Tg 209°C, d 1.06, n20/D 1.575	100g	08794-100

Poly(dimethylsiloxane ethylene oxide), methyl terminated CAS#: 68937-54-2

Surfactant-like diblock copolymers.



CHARACTERISTICS	SIZE	CATALOG #
d 1.07, MW 600, n20/D 1.442, [25:75], Viscosity 20 cps HAZARD CODE: H4g	100g	09780-100
d 1.07, MW 3,000, n20/D 1.454, [20:80], Viscosity 80–150 cps HAZARD CODE: EH6g	100g	21870-100

Poly ether ether ketone (PEEK) CAS#: 29658-26-2 | HAZARD CODE: A2g**23969**

High temperature resistant polymer. Granules are dusted with a nominal 0.01% Calcium Stearate as a processing lubricant.

CHARACTERISTICS	SIZE	CATALOG #
mp 340°C, d 1.30, Tg 140°C	50g	23969-50

Polyethylene CAS#: 9002-88-4 | $[-CH_2CH_2-]_n$ | HAZARD CODE: A2g

Hydrophobic, easily processed or fabricated, resin. Soluble in xylene, tetralin.

CHARACTERISTICS	SIZE	CATALOG #
TCE @ 50-60°C, Mw/Mn = 1.10, MW 2,000, n20/D 1.545, mp 124°C, d 0.97, Tg -125°C, Lumps	100g	07652-100
TCE @ 50-60°C, Mw/Mn = 1.10, MW 135,000, n20/D 1.510, mp 140°C, d 0.915, 20µ powder chromatographic (reversed phase HPLC) grade	100g	15184-100
	500g	15184-500

Polyethylene, chlorinated, 25% Cl CAS#: 64754-90-1 | $H(OCH_2CH_2)_nOH$ | HAZARD CODE: A2g**01814**

Useful as primer or coating resin due to good adhesion properties. Randomly chlorinated HDPE.

SIZE	CATALOG #
100g	01814-100

Poly(3,4-ethylenedioxythiophene)/poly(styrenesulfonate), aqueous dispersion (PEDT/PSS)

CAS#: 155090-83-8 | HAZARD CODE: U5g

24215

Conductive polymer.

CHARACTERISTICS	SIZE	CATALOG #
Surface resistivity 730 KOhm/sq, Solid content 1.24%, sodium 280 ppm	100g	24215-100

Poly(ethylene glycol)CAS#: 25322-68-3 | $\text{H}(\text{OCH}_2\text{CH}_2)_n\text{OH}$ | HAZARD CODE: A2g

Water-soluble, nonionic, relatively inert, liquids or solids. Confers slip and humectant properties to coatings. The terms poly(ethylene glycol) and poly(ethylene oxide) refer to polymers that are chemically identical. Polymer chains are hydroxyl-terminated at both ends. At all except the lowest molecular weights, poly(ethylene glycol) has a broad molecular weight distribution ranging from ~0.5x to 1.5x the values shown. Molecular Weight (MW) is approximate. For higher molecular weights, see Poly(ethylene oxide). Soluble in alcohol, acetone, chloroform, toluene, dichloromethane.

CHARACTERISTICS	SIZE	CATALOG #
n20/D 1.4563, Tg -41°C, Viscous liquid, MW 400, mp 4–8, Viscosity 7.3 cps @ 100°C	250g	01109-250
n20/D 1.4563, Tg -41°C, Viscous liquid, MW 600, mp 20–25, Viscosity 10.5 cps @ 100°C	250g	00684-250
n20/D 1.4563, Tg -41°C, Waxy solid, MW 1,000, mp 37–40, Viscosity 17.4 cps @ 100°C	250g	00682-250
n20/D 1.4563, Tg -41°C, Waxy solid, MW 1,450, mp 43–46, Viscosity 25–32 cps @ 100°C	250g	00679-250
n20/D 1.4563, Tg -41°C, Flakes, MW 2,000, mp 68, Viscosity 38–49 cps @ 100°C	250g	25360-250
n20/D 1.4563, Tg -41°C, Waxy solid, pharma grade, MW 3,400, mp 54–58, Viscosity 75–110 cps @ 100°C	250g	06102-250
Waxy solid, MW 7,500, mp 60–63, Viscosity 700–900 cps @ 100°C	250g	06103-250
Hard solid, MW 10-16K, mp 129	250g	22567-250
Hard solid, MW 20,000, mp 61–64	250g	22568-250
Waxy solid, pharma grade, MW 8,000, mp 60–63, Viscosity 700–900 cps @ 100°C	100g	17243-100
2000 dimethacrylate, Mn: ~ 2000 Conversion: NLT 80 %	1g	26415-1

Poly(ethylene glycol) (200) adipateCAS#: 68647-16-5 | $\text{H}(\text{OCH}_2\text{CH}_2)_n\text{O}_2\text{C}(\text{CH}_2)_4\text{CO}(\text{OCH}_2\text{CH}_2)_n\text{OH}$ | HAZARD CODE: A2g**21509**

Water-soluble, biodegradable, polymer. Reaction product of one molecule of adipic acid and two molecules of PEG 200.

CHARACTERISTICS	SIZE	CATALOG #
MW 530	100g	21509-100

Poly(ethylene glycol) bis (2-aminoethyl)

CAS#: 24991-53-5 | HAZARD CODE: H4d

24303

A bifunctional Poly(ethylene glycol) derivative that can be used to conjugate proteins and drug substances for targeted drug delivery studies. Soluble in H_2O , MeOH, possibly other polar solvents.

CHARACTERISTICS	SIZE	CATALOG #
MW 10,000, Polydispersity 2 – 3	1g	24303-1

Poly(ethylene glycol)-bisphenol A diglycidyl ether adductCAS#: 37225-26-6 | $(\text{CH}_2)_2\text{C}[\text{C}_6\text{H}_4\text{-H-[OCH}_2\text{CH(OH)CH}_2(\text{OCH}_2\text{CH}_2)_n\text{OH}]]_2$ | HAZARD CODE: H6g**04686**

Polymer contains more hydroxyl groups (4 or more) than poly(ethylene glycol).

CHARACTERISTICS	SIZE	CATALOG #
Hard solid, MW 18,500	250g	04686-250

Poly(ethylene glycol) (n) diacrylate CAS#: 26570-48-9 | $\text{H}_2\text{C=CHCO(OCH}_2\text{CH}_2)_n\text{O}_2\text{CCH=CH}_2$

Long-chain, hydrophilic, crosslinking monomers. (n) value is MW of PEG unit.

CHARACTERISTICS	SIZE	CATALOG #
MW 200, n20/D 1.464, d. 1.122, 750 ppm MEHQ, Viscosity 25 cps @ 25°C HAZARD CODE: HJ05d	100g	00669-100
	250g	00669-250
	1kg	00669-1
MW 400, n20/D 1.4655, d 1.117, 500 ppm MEHQ, Viscosity 57 cps @ 25°C HAZARD CODE: H5d	250g	01871-250
	1kg	01871-1
MW 1,000, mp 35 - 37°C HAZARD CODE: H5d	1g	25485-1
	5g	25485-5
MW 4,000, mp 56 - 60°C HAZARD CODE: H5d	1g	15246-1
	10g	15246-10
(PEGDA 10K), MW 10,000 HAZARD CODE: H5d	1g	26279-1
	5g	26279-5
(PEGDA 20K), MW 20,000 HAZARD CODE: HJ2d	1g	26280-1
	5g	26280-5

Poly(ethylene glycol) (n) diglycidyl ether CAS#: 72207-80-8 | HAZARD CODE: H5d

Crosslinker for amine-, hydroxyl-, and carboxyl-functional polymers. (n) value is MW of PEG unit.

CHARACTERISTICS	SIZE	CATALOG #
MW 200, WPE ~195	10g	08209-10
	100g	08209-100
	1kg	08209-1
MW 400, WPE ~280	100g	08210-100
	1kg	08210-1
MW 600, WPE ~400	100g	08211-100
	1kg	08211-1000
MW 1,000, WPE ~600	100g	24047-100

Poly(ethylene glycol) methylether acrylate, MW 10000 CAS#: 32171-39-4 | HAZARD CODE: HJ2d**26277**

CHARACTERISTICS	SIZE	CATALOG #
Purity (NMR): > 95%, MEHQ: 20-50 ppm	1g	26277-1

Poly(ethylene glycol) methylether methacrylate, MW 10000 CAS#: 26915-72-0 | HAZARD CODE: HJ2d**26278**

CHARACTERISTICS	SIZE	CATALOG #
Purity (NMR): > 95%, MEHQ: 20-50 ppm	1g	26278-1

Poly(ethylene glycol) diacrylate CAS#: 26570-48-9

CHARACTERISTICS	SIZE	CATALOG #
Purity (NMR): > 95%, MEHQ: 20-50 ppm (PEGDA 10K) MW 10,000 HAZARD CODE: H5d	1g	26279-1
	5g	26279-5
Purity (NMR): > 95%, MEHQ: 20-50 ppm (PEGDA 20K) MW 20,000 HAZARD CODE: HJ2d	1g	26280-1
	5g	26280-5

Poly(ethylene glycol) (n) dimethacrylate CAS#: 25852-47-5 | $\text{H}_2\text{C}=\text{C}(\text{CH}_3)\text{CO}(\text{OCH}_2\text{CH}_2)_n\text{O}_2\text{CC}(\text{CH}_3)=\text{CH}_2$ | HAZARD CODE: H5g

Long-chain hydrophilic, crosslinking monomers. (n) value is MW of PEG unit.

CHARACTERISTICS	SIZE	CATALOG #
MW 200, n20/D 1.460, d 1.08, 75 ppm HQ, Viscosity 15 cps @ 25°C HAZARD CODE: H5g	100g	00096-100
MW 400, n20/D 1.465, d 1.117, 245 ppm MEHQ, Viscosity 85 cps @ 25°C HAZARD CODE: H5g	100g	15179-100
	1kg	15179-1
MW 600, n20/D 1.466, d 1.101, 1,000 ppm MEHQ, Viscosity 7 cps @ 25°C HAZARD CODE: H5g	100g	02364-100
MW 1,000, n20/D 1.460, d 1.10, 90 ppm MEHQ & 250 ppm BHT, Viscosity 76 cps @ 40°C HAZARD CODE: H4g	10g	15178-10
	100g	15178-100
	1kg	15178-1
MW 8,000, mp 54-57°C, White solid HAZARD CODE: U2b	2g	25428-2
	10g	25428-10
MW Mn ~20K, White solid HAZARD CODE: U5d	5g	25406-5
	25g	25406-25

Poly(ethylene glycol) (n) distearate CAS#: 9005-08-7 | $\text{CH}_3(\text{CH}_2)_{16}\text{CO}(\text{OCH}_2\text{CH}_2)_n\text{O}_2\text{C}(\text{CH}_2)_{16}\text{CH}_3$ | HAZARD CODE: A2g

Waxy, water dispersible solid. n = value is MW of PEG unit. Soluble in IPA, hot water, mineral oil.

CHARACTERISTICS	SIZE	CATALOG #
MW 400, mp 35–37°C	100g	01048-100
	500g	01084-500
MW 6,000, mp 52–57°C	100g	19234-100

Poly(ethylene glycol) monomethacrylate CAS#: 25736-86-1 | $\text{H}_2\text{C}=\text{C}(\text{CH}_3)\text{CO}(\text{OCH}_2\text{CH}_2)_n\text{OH}$

Long-chain hydrophilic macromonomers. Used to introduce hydrophilic sites into polymers, to stabilize emulsion polymers, and to prepare comb polymers. (n) value is MW of PEG unit.

CHARACTERISTICS	SIZE	CATALOG #
MW 440, 800 ppm PBQ, 1000 ppm MEHQ inhibitor HAZARD CODE: H5ad	100 g	24890-100
	1kg	24890-1000
MW 200, n20/D 1.105, up to 700ppm MEHQ inhibitor HAZARD CODE: H3d	100g	16712-100
MW 400, n20/D 1.114, 800-1,00 ppm MEHQ inhibitor HAZARD CODE: H5ad	100g	16713-100
MW 2,000, mp 48 - 51°C HAZARD CODE: H2abgs	1g	25427-1
	5g	25427-5

Poly(ethylene glycol) monomethyl ether CAS#: 9004-74-4 | $\text{CH}_3(\text{OCH}_2\text{CH}_2)_n\text{OH}$

Neutral, water-soluble, polymers with hydroxyl group at one end only.

CHARACTERISTICS	SIZE	CATALOG #
MW 550, mp 20°, d 1.091, n25/D 1.455, Viscosity 7.5 cps @ 100°C	500g	04457-500
MW 1,900, mp 52°, d 1.102, Viscosity 63 cps @ 100°C	500g	04242-500
MW 5,000, mp 59°, d 1.106, Viscosity 613 cps @ 100°C	500g	05986-5000

Poly(ethylene glycol) (n) monomethyl ether monomethacrylate CAS#: 26915-72-0 | $H_2C=C(CH_3)CO_2(CH_2CH_2O)_nCH_3$

Hydrophilic monomer used to introduce hydrophilic sites into polymers, to stabilize polymer emulsions and synthesis of comb polymers. (n) value is MW of PEG unit.

CHARACTERISTICS	SIZE	CATALOG #
MW 200, n25/D 1.449, 100ppm MEHQ and 300 ppm BHT inhibitor HAZARD CODE: BHJO6D	10g	16664-10
	100g	16664-100
	500g	16664-500
MW 400, n25/D 1.457, Tg -62°C, 100ppm MEHQ and 200 ppm BHT inhibitor HAZARD CODE: BHJO6D	10g	16665-10
	100g	16665-100
	500g	16665-500
MW 1,000, n25/D 1.46, Tg 40°C, 100ppm MEHQ and 300 ppm BHT inhibitor HAZARD CODE: HU2d	100g	16666-100
	500g	16666-500
MW of PEG Block 5,000, mp 58-60°C HAZARD CODE: H2abs	1g	25426-1
	5g	25426-5

Poly(ethylene glycol) / Poly(lactic acid) Diblock and Triblock Polymers (PEG/PLA)

Polymer structures featuring polyethylene glycol (PEG), with biodegradable or biocompatible segments offering micellar, nano and microsphere morphologies that are useful for controlled release formulations. Molecular weights of blocks controlled by GPC. Alternative structures can be synthesized.

Historically there have been three basic building block monomers for degradable polymers: lactides, glycolides and caprolactone. All are in clinical use and show varying degrees of degradability based on backbone compositions, crystallinity and molecular weights.

Lactic acid is a "chiral" molecule having both (L) and (D) forms with (L) being the common metabolite. The family of lactic acid polymers includes the pure poly-L- lactic acid (L form of PLA), the pure poly-D-lactic acid and the poly-D,L- lactic acid (DL-PLA). Many other useful compositions occur when the polymer is organized into diblocks with ethylene glycol and/or glycolic acid comonomers or triblocks with ethylene glycol and/or glycolic acid. (Numbers in parenthesis refer to the MW of the segment) For Poly(ϵ -caprolactone)-block-poly(ethylene glycol) Diblock & Triblock Polymers.

CHARACTERISTICS	SIZE	CATALOG #	
Diblock Polymers	PEG(350)-b-PLA(300) HAZARD CODE: AK2bf	0.5g	24375-0.5
		1g	24375-1
	PEG(1000)-b-PLA(750) HAZARD CODE: AK2bf	0.5g	24378-0.5
		1g	24378-1
	PEG(1000)-b-PLA(5000) HAZARD CODE: AK2bf	0.5g	24381-0.5
		1g	24381-1
	PEG(5000)-b-PLA(1000) HAZARD CODE: AK2bf	0.5g	24386-0.5
		1g	24386-1

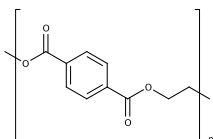
Poly(ethylene glycol) (n) monomethyl ether monomethacrylate continued next page

Poly(ethylene glycol) / Poly(lactic acid) Diblock and Triblock Polymers (PEG/PLA) continued

CHARACTERISTICS		SIZE	CATALOG #
Diblock Polymers	PEG(5000)-b-PLA(5000) HAZARD CODE: AK2bf	0.5g	24389-0.5
		1g	24389-1
	PEG(5000)-b-PLA(10,000) HAZARD CODE: H7bg	0.5g	25018-0.5
		1g	25018-1
	PEG(10,000)-b-PLA(5,000) HAZARD CODE: H7bg	0.5g	25017-0.5
		1g	25017-1
Triblock Polymers	PLA(1000)-b-PEG(1000)-b-PLA(1000) HAZARD CODE: HU4bdg	0.5g	24500-0.5
		1g	24500-1
	PLA(2000)-b-PEG(1000)-b-PLA(2000) HAZARD CODE: HU4bdg	0.5g	24501-0.5
		1g	24501-1
	PLA(5000)-b-PEG(1000)-b-PLA(5000) HAZARD CODE: HU4bdg	0.5g	24502-0.5
		1g	24502-1
	PLA(1000)-b-PEG(4000)-b-PLA(1000) HAZARD CODE: HU4bdg	0.5g	24503-0.5
		1g	24503-1
	PLA(1000)-b-PEG(10,000)-b-PLA(1000) HAZARD CODE: HU4bdg	0.5g	24509-0.5
		1g	24509-1
	PLA(5,000)-b-PEG(10,000)-b-PLA(5,000) HAZARD CODE: AK2bf	0.5g	25026-0.5
		1g	25026-1
	PLA(10,000)-b-PEG(10,000)-b-PLA(10,000) HAZARD CODE: AK2bf	0.5g	25027-0.5
		1g	25027-1

Poly(ethylene glycol terephthalate) CAS#: 25038-59-9 | HAZARD CODE: H4g

04301



Polymer widely used in films, fibers and drink bottles. Low gas permeability.

SIZE	CATALOG #
250g	04301-250

Poly(ethylene oxide) CAS#: 25322-68-3 | $(-\text{CH}_2\text{CH}_2\text{O}-)_n$

Water-soluble polymer used to impart viscosity to and modify flow of aqueous solutions. Poly(ethylene oxide) has a broad molecular weight distribution ranging from ~0.5x to 1.5x the values shown. For lower molecular weights, see Poly(ethylene glycol). Soluble in acetone, alcohol, chloroform, toluene, dichloromethane.

CHARACTERISTICS		SIZE	CATALOG #
White, free flowing powder	MW 100,000, Viscosity 5% AQ 30–50 cps HAZARD CODE: H2g	500g	06104-500
	MW 200,000, Viscosity 5% AQ 65–115 cps HAZARD CODE: H2g	500g	17503-500
	MW 600,000, Viscosity 5% AQ 4,500–6,800 cps HAZARD CODE: H2g	500g	06106-500
	MW 1,000,000, Viscosity 2% AQ 400–800 cps HAZARD CODE: H2g	500g	21295-500
	MW 4,000,000, Viscosity 1% AQ 1,650–5,500 cps HAZARD CODE: H2g	500g	04030-500
	MW 5,000,000, Viscosity 1% AQ 5,500–7,500 cps HAZARD CODE: H2g	500g	04031-500
	MW 8,000,000, Viscosity 1% AQ 10,000–15,000 cps HAZARD CODE: H2g	500g	21296-500

Poly(ethylene oxide-b-propylene oxide) CAS#: 9003-11-6 | $\text{H}(-\text{OCH}_2\text{CH}_2-)_x[-\text{OCH}(\text{CH}_3)\text{CH}_2-]_y(-\text{OCH}_2\text{CH}_2)_z\text{OH}$ | HAZARD CODE: H4g

Water-soluble or water-dispersible polymers with surfactant properties. Chains are hydroxyl terminated. Polymers are p(EO/PO/EO) triblocks.

CHARACTERISTICS	SIZE	CATALOG #
[0.15:1] Liquid, MW 1,100, n20/D 1.4515, d 1.02, Viscosity 165 cps @ 100°C	100g	16273-100
[3:1] Waxy solid, MW 13,300, d 1.02, Viscosity 3100 cps @ 100°C	100g	16276-100

Poly(ethylene/vinyl acetate) CAS#: 24937-78-8 | $(-\text{CH}_2\text{CH}_2-)_x[-\text{CH}_2\text{CH}(\text{O}_2\text{CCH}_3)-]_y$ | HAZARD CODE: A2g

Used as a hot-melt adhesive, wax additive, and precursor to poly(ethylene/vinyl alcohol) resins. Soluble in toluene, xylene, TCE, THF, MEK, n-butanol.

CHARACTERISTICS	SIZE	CATALOG #
60:40 (wt), mp 104°C, d .964, Antioxidant 540ppm BHT	500g	06107-500
72:28 (wt), mp 127°C, d 0.95, ~500 ppm BHT	500g	06108-500

Poly(ethylene/maleic anhydride) 1:1 (molar) CAS#: 9006-26-2 | HAZARD CODE: H3g**02308**

Reactive with alcohols, amines. Hydrolyzes in water to a water-soluble anionic polymer.

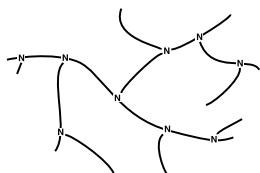
CHARACTERISTICS	SIZE	CATALOG #
MW 400,000, Viscosity 2% 5cps	50g	02308-50

Polyethylenimine, Branched, Mw 70,000, 50% w/v aq. soln. CAS#: 9002-98-6 | HAZARD CODE: H5g**26292**

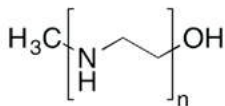
CHARACTERISTICS	SIZE	CATALOG #
MW 70,000, d. 1.08 g/cm ³ @ 20°C	25g	26292-25
	250g	26292-250
	1kg	26292-1

Polyethylenimine, branched CAS#: 9002-98-6

Highly branched polyamine with high charge density. Liquid polymers. Soluble in water at all molecular weights, also soluble in lower alcohols, glycols and THF.

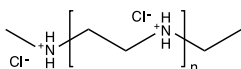


CHARACTERISTICS	SIZE	CATALOG #
99%+, MW 600, d 1.029-1.038, Viscosity 500 – 2500 cps, Polydispersity 1.08 HAZARD CODE: H6g	100g	02371-100
	500g	02371-500
99%+, MW 1,200, d 1.029-1.038, Viscosity 3500 – 7500 cps, Polydispersity 1.08 HAZARD CODE: H6g	25g	06088-25
	100g	06088-100
	500g	06088-500
99%+, MW 2,000, d 1.029-1.038, Viscosity 8500 – 15,000 cps, Polydispersity 1.14 HAZARD CODE: H6g	100g	06089-100
	500g	06089-500
99%+, MW 10,000, d 1.029-1.038, Viscosity >10,000 cps HAZARD CODE: BH6g	25g	19850-25
	100g	19850-100
	500g	19850-500
50% soln. in water, MW 70,000, d 1.029-1.038, Viscosity 10,000 - 20,000 cps @ 25°C HAZARD CODE: H5g	25g	26292-25
	250g	26292-250
	1kg	26292-1
30% soln. in water, MW 10,000, d 1.029-1.038, Viscosity 100 – 200 cps HAZARD CODE: H6g	100g	17938-100
30% soln. in water, MW 50K – 100K, d 1.029-1.038, Viscosity 900 – 1500 cps HAZARD CODE: H6g	25g	06090-25
	100g	06090-100
	500g	06090-500
33% soln. in water, MW 750,000, d 1.029-1.038, Viscosity 1,400 cps @ 20°C HAZARD CODE: H5g	100g	25449-100
	500g	25449-500

Polyethylenimine, Linear CAS#: 9002-98-6 | $(\text{CH}_2\text{CH}_2\text{NH})_n$ 

Linear polyethylenimines (PEIs) contain all secondary amines, in contrast to branched PEIs which contain primary, secondary and tertiary amino groups. The linear PEIs are solids at room temperature where branched PEIs are liquids at all molecular weights. Soluble in hot water, cold water at low pH, methanol and ethanol. Insoluble in benzene, ethyl ether, acetone and cold water.

CHARACTERISTICS	SIZE	CATALOG #
Powder, MW 2,500, mp 73–79°C HAZARD CODE: HU4g	2g	24313-2
Powder, MW 25,000, mp 73–75°C HAZARD CODE: H5g	1g	23966-1
Powder, MW 100,000, mp 73–75°C HAZARD CODE: H6g	2g	25414-2
Powder, MW 250,000, mp 73–75°C HAZARD CODE: H6g	2g	24314-2

Polyethylenimine Hydrochloride, Linear (MW 4,000) CAS#: 9002-98-6 | HAZARD CODE: H6g**24885**

Nominal 4,000 MW in hydrochloride salt form. Comparable to (Cat.#24313)- Polyethylenimine, Linear, MW 2,500 which is not in the hydrochloride salt form.

Polyethylenimine HCl, Linear, MW 4,000 (L-PEI HCl 4000) is a fully hydrolyzed (deacylated), highly water soluble hydrochloride salt form of our Polyethylenimine, Linear, MW 2,500 (Catalog # 24313).

L-PEI 4000 is supplied as a hydrochloride salt for ease of handling and high water solubility. PEI 4000 can be converted into the linear free amine (L-PEI) form by neutralization with base containing longer contiguous ethyleneimine segments than L-PEI 2500.

CHARACTERISTICS	SIZE	CATALOG #
White to off-white free flowing solid, MW ~2,200 (free base form)	2g	24885-2

MAXgene® GMP Transfection Reagent**26406**

MAXgene is a cGMP transfection reagent designed for efficient DNA delivery for large-scale production of high-titer AAV, LV viral vectors and used for manufacturing cell and gene therapies. MAXgene GMP Transfection Reagents complete the Polysciences' PEI MAX product range and provide the transition from process development through clinical trials up to commercialization for a straightforward and seamless process. It is fully synthetic and is manufactured according to cGMP 21 CFR 820 under an ISO 13485 Quality Management System.

Features:

High transfection efficiency with low cytotoxicity

Great lot-to-lot consistency

Easy to optimize and introduce into application protocols.

Scalable for well plates, flasks, and larger-capacity bioreactors

Cost-Effective

Designed for clinical trials and commercial manufacturing of viral vectors intended for gene/cell therapy

R&D grades available for process development

CHARACTERISTICS	SIZE	CATALOG #
Ready-to-Use Solution	1 liter	26406-1
Powder	1 g	26435-1

PEI MAX® - Transfection Grade Linear Polyethylenimine Hydrochloride**24765**

Polyethylenimine "Max" (PEI MAX) is a powerful, trusted, and cost-effective reagent designed for process development that is widely considered a gold standard for both *in vitro* and *in vivo* transfection. PEI MAX has a high density of protonatable amino groups, with amino nitrogen as every third atom. This imparts a high buffering ability at nearly any pH. Hence, once inside the endosome, PEI MAX disrupts the vacuole and releases the genetic material into the cytoplasm. Stable complexation with DNA, efficient entry into the cell and ability to escape the endosome make PEI MAX a highly efficient transfection reagent for a wide range of cell lines/types including HEK293 and CHO cells grown in adherent and suspension cultures. PEI MAX is capable of yielding high efficiency cell lines without compromising cell viability compared to other PEI and liposomal transfection reagents available in the market.

SIZE	CATALOG #
1 g	24765-1
100mg	24765-100

Transporter 5® Transfection Reagent**26008**

Transporter 5 is a ready-to-use solution that is designed for process development to produce high viral titers, it is the R&D grade version of MAXgene.

SIZE	CATALOG #
5 ml	26008-5
50 ml	26008-50

PEI 25K™ (Polyethylenimine, Linear, MW 25000, Transfection Grade)**23966**

PEI 25K is a powerful, trusted and cost-effective transient transfection reagent. In HEK293 and CHO expression systems, PEI offers high gene expression on a wide scale.

SIZE	CATALOG #
1 g	23966-1
100 mg	23966-100

Polyethylenimine Hydrochloride, Linear (MW 160,000) CAS#: 49553-93-7 | HAZARD CODE: H6g**25439**

Molecular Weight (MW): MW in free base form. Nominal 160,000 MW in hydrochloride salt form. Comparable to (Cat. #25414) Polyethylenimine, Linear, MW 100,000 which is not in the hydrochloride salt form. Soluble in cold, room temperature water.

CHARACTERISTICS	SIZE	CATALOG #
MW 100,000	2g	25439-2

Poly(2-ethyl-2-oxazoline) CAS#: 25805-17-8 | $[-N(COC_2H_5)CH_2CH_2-]_n$

Neutral, water soluble, polymer. Also soluble in DMF, lower alcohols, methyl ethyl ketone and methylene chloride.

CHARACTERISTICS	SIZE	CATALOG #
n20/D 1.520, d 1.14, Tg 70°C MW 5,000, Viscosity 100% AQ @ 30° = 2.1 CST HAZARD CODE: A2g	50g	24066-50
n20/D 1.520, d 1.14, Tg 70°C MW 200,000, Polydispersity ~3.4, Viscosity 10% AQ @ 30° = 18-24 CST HAZARD CODE: A2g	100g	24882-100
n20/D 1.520, d 1.14, Tg 70°C MW 500,000, Polydispersity ~3.4, Viscosity 10% AQ @ 30° = 72.3 CST HAZARD CODE: A3g	100g	17810-100

Poly(furfuryl alcohol) CAS#: 25212-86-6 | HAZARD CODE: H6g**15794**

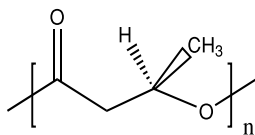
Dark, viscous, fluid with double bonds in the polymer backbone. Soluble in acetone, alcohol, esters, toluene.

CHARACTERISTICS	SIZE	CATALOG #
n20/D 1.36, Viscosity 14,500±2500 cps	100g	15794-100

Poly(glycolic acid) [i.v. 1.0-2.0] CAS#: 6124-68-5 | $H(OCH_2CO)_nOH$ | HAZARD CODE: AK2be**06525**

Biodegradable polymer. Decomposes in 6 months at 37°C at pH 9.0. Soluble in HFIP, HFA-sesquihydrate.

CHARACTERISTICS	SIZE	CATALOG #
MW >100,000, Tg 36°C	5g	06525-5
	25g	06525-25

Poly[(R)-3-hydroxybutyrate] CAS#: 26063-00-3 | $[-\text{COCH}_2\text{CH}(\text{CH}_3)\text{O}-]_n$ | HAZARD CODE: A2g

Polyhydroxybutyrates (PHBs) are the most common type of polyhydroxyalkanoates (PHAs) and were first discovered in prokaryotes as a high molecular weight storage molecule in cytoplasmic granules. There has been interest in the use of PHBs and PHB copolymers in the biodegradable plastics industry. The biodegradable and non-toxic effect of PHBs also make them a strong possibility for many medical applications, including drug release, bone regeneration, and nerve guidance. Purity 99.5%

CHARACTERISTICS		SIZE	CATALOG #
White or faintly beige powder	MW ~500	1g	16930-1
	MW ~1,000	1g	16932-1
	MW ~2,000	1g	16934-1
	MW ~3,000	1g	16936-1
	MW ~5,000	1g	16938-1
	MW ~10,000	1g	16940-1

Poly[(S)-3-hydroxybutyric acid] CAS#: 26063-00-3 | $[-\text{COCH}_2\text{CH}(\text{CH}_3)\text{O}-]_n$ | HAZARD CODE: AK2bg**16916**

Biodegradable polymer. Soluble in chloroform, MDC, benzene, ethylene carbonate.

CHARACTERISTICS	SIZE	CATALOG #
MW ~500,00, mp 168–176°C, Tg 15°C, Viscosity 14,500±2500 cps	10g	16916-100

Poly(2-hydroxyethyl methacrylate) CAS#: 25249-16-5 | $[\text{CH}_2\text{C}(\text{CH}_3)(\text{CO}_2\text{CH}_2\text{CH}_2\text{OH})-]_n$ | HAZARD CODE: A2g**09689**

Polymer is water-insoluble but water-swallowable. Used as a hydrogel. See 2-hydroxyethyl methacrylate. Soluble in 95% lower alcohols (5% water), DMF.

CHARACTERISTICS	SIZE	CATALOG #
Powder. MW ~200,00, n ₂₀ /D 1.512, Tg 55°C	25g	09689-25

Poly(2-hydroxyethyl methacrylate/methacrylic acid) [90:10] CAS#: 31693-08-0 | HAZARD CODE: A2g**08725**

Hydrophilic polymer, more readily water-soluble than poly(2-hydroxyethyl methacrylate), in the presence of alkali and aqueous 90% methanol.

SIZE	CATALOG #
10g	08725-10

Poly(2-hydroxypropyl methacrylate) CAS#: 25703-79-1 | $(\text{CH}_2\text{C}(\text{CH}_3)[\text{CO}_2\text{CH}_2\text{CH}(\text{OH})\text{CH}_3]_n)$ | HAZARD CODE: A2g **09690**

Hydrophilic polymer. Soluble in lower alcohols.

CHARACTERISTICS	SIZE	CATALOG #
Tg 76°C	10g	09690-10
	50g	09690-50

Polyisobutylene CAS#: 9003-27-4 | $[-\text{CH}_2\text{C}(\text{CH}_3)_2-]_n$ | HAZARD CODE: A2g

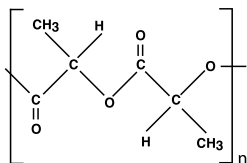
Generally inert, tacky, polymers. Primarily used as tackifying agent in polymer formulations.

CHARACTERISTICS	SIZE	CATALOG #
Liquid. n20/D 1.505 - 1.510, Tg -73°C, MW 500, Viscosity 210 – 227 cps @ 38°C	100g	09894-100
Viscous liquid. n20/D 1.505 - 1.510, Tg -73°C, MW 1,350, Viscosity 30,000 cps @ 38°C	100g	09896-100

Poly(dl-lactic acid) CAS#: 26680-10-4 | HAZARD CODE: AK2bf

Poly(DL-lactide) (PDLLA) is an ubiquitous biodegradable polymer. It is typically used to fabricate medical devices that predictably degrade over months in physiological conditions. The well-researched release profile also allows for drug-release functionalization with calculable results. Owing to its extensive history, PDLLA is one of the most understood and affordable biodegradable polymers for medical devices today. Synonyms: PDLLA, DL-PLA, PDLA.

CHARACTERISTICS	SIZE	CATALOG #
d 1.25, Tg 55°C, MW 15,000, i.v. 0.10 – 0.30	1g	22505-1
	10g	22505-10
d 1.25, Tg 55°C, MW 20,000 – 30,000, i.v. 0.35 – 0.45	1g	16585-1
	10g	16585-10
d 1.25, Tg 55°C, MW 300,000 – 600,000, i.v. 1.6 – 2.4	1g	23976-1
	10g	23976-10

Poly(L-lactic acid) CAS#: 33135-50-1 | HAZARD CODE: AK2bf

Biodegradable polymer. Degradation rate is inversely related to polymer molecular weight. Crystalline polymer with higher molecular weight polymers having a crystallinity of about 70%.

CHARACTERISTICS	SIZE	CATALOG #
mp 173–178°C, Tg 60–65°C, MW ~1,600–2,400, i.v. 0.10–0.20	1g	18580-1
	10g	18580-10
mp 173–178°C, Tg 60–65°C, MW ~140,000–160,000, i.v. 0.90–1.20, d 1.24	1g	06529-1
	10g	06529-10
mp 173–178°C, Tg 60–65°C, MW ~80,000–100,000, i.v. 1.50–2.00	1g	18402-1
	10g	18402-10
mp 173–178°C, Tg 60–65°C, i.v. 2.4 dL/g	10g	26405-10
mp 173–178°C, Tg 60–65°C, MW ~325,000–460,000, i.v. 4.30–5.50, d 1.15	1g	18582-1
	10g	18582-10
mp 173–178°C, Tg 60–65°C, MW ~700,000, i.v. >6.5	1g	21512-1
	10g	21512-10

Poly(D,L-lactide), acid-terminated, IV 0.2 dl/g, MW 15000 CAS#: 26680-10-4**26267**

Poly(DL-lactide) (PDLLA) is an ubiquitous biodegradable polymer. It is typically used to fabricate medical devices that predictably degrade over months in physiological conditions. The well-researched release profile also allows for drug-release functionalization with calculable results. Owing to its extensive history, PDLLA is one of the most understood and affordable biodegradable polymers for medical devices today. Synonyms: PDLLA, DL-PLA, PDLA.

SIZE	CATALOG #
1g	26267-1
10g	26267-10

Poly(D,L-lactide-co-glycolide), acid-terminated, IV 0.2 dl/g, MW 15000

Poly(DL-lactide-co-glycolide) (PLGA) is a well-established biodegradable polymer used in medical devices and drug delivery applications. In comparison to poly(L-lactide) (PLLA), PLGA offers control over degradation rate and reduced glass transition temperatures (by increasing glycolide content). The control of these properties makes PLGA especially well-suited for applications where medical devices are only needed for weeks (e.g. drug delivery). Acid-terminated PLGA allows for easy conjugation to drugs with nucleophilic functionalities. Synonyms: PDLGA, PLGA, DL-PLGA.

CHARACTERISTICS	SIZE	CATALOG #
75/25 - MW 15,000	1g	26268-1
	10g	26268-10
50/50 - MW 15,000	1g	26269-1
	10g	26269-10
50/50 - MW 35,000	1g	26270-1
	10g	26270-10

Poly(L-lactic acid) Molecular Weight Kit | HAZARD CODE: AK2bg**18599**

Biodegradable polymer. Degradation rate is inversely related to polymer molecular weight.

CHARACTERISTICS	SIZE	CATALOG #
Kit Contains: 5g each of polymers with i.v. values of 0.10–0.20, 0.80–1.20, 1.30–1.60, 4.00–5.20	1 kit	18599-1

Poly(DL-lactide/glycolide) CAS#: 26780-50-7 | [-OCH(CH₃)CO-]_x[-OCH₂CO-] | HAZARD CODE: HK5bf


Poly(DL-lactide-co-glycolide) (PLGA) is a well-established biodegradable polymer used in medical devices and drug delivery applications. In comparison to poly(L-lactide) (PLLA), PLGA offers control over degradation rate and reduced glass transition temperatures (by increasing glycolide content). The control of these properties makes PLGA especially well suited for applications where medical devices are only needed for weeks (e.g. drug delivery).

CHARACTERISTICS	SIZE	CATALOG #
[90:10] i.v. 0.15–0.30, MW 10,000	1 g	19076-1
	5 g	19076-5
[85:15] i.v. 0.75–0.95, MW ~20,000, T _g 50–55°C, d 1.27	1 g	23989-1
	5 g	23989-5
[75:25] i.v. 0.55–0.75, MW ~97,000, T _g 50–55°C, d 1.30	1 g	25107-1
	5 g	25107-5
[80:20] i.v. 0.15–0.30, MW 10,000, T _g 50–55°C	1 g	19077-1
	5 g	19077-5
[70:30] i.v. 0.12–0.3, MW 10,000	1g	19247-1
	5 g	19247-5
[50:50] i.v. 0.50–0.65, MW ~12K – 16K, T _g 45–50°C, d 1.34	1 g	23986-1
	5 g	23986-5
[50:50] i.v. 0.8–1.2, MW 150,000, T _g 45–50°C	1 g	23987-1
	5 g	23987-5
[50:50] i.v. 0.40 dl/g	1 g	26297-1
	10 g	26297-10

Poly(L-lactide/glycolide) [70:30] CAS#: 30846-39-0 | HAZARD CODE: AK2bf**16587**

Biodegradable polymer.

CHARACTERISTICS	SIZE	CATALOG #
MW <10,000, i.v. 0.15–0.30, Polydispersity 1.8	1g	16587-1
	5g	16587-5

Poly(Lactic Acid-co-Glycolic Acid) Uniform Dry Microspheres | HAZARD CODE: HK5cd

(PLGA) Polysciences' synthesis capabilities include PLGA microspheres with discrete diameters in the range of ~100µm. PLGA formulations may be customized to your specifications for controlled degradation rate measurements, or prototype scaffolds or devices. Contact us to learn more.

Poly(L-lysine hydrobromide) CAS#: 25988-63-0

Cationic polymer. Used to improve cell adhesion to solid surfaces.

CHARACTERISTICS	SIZE	CATALOG #
MW 50,000, Powder HAZARD CODE: U5d	50mg	18619-50
MW 275,000 HAZARD CODE: U5g	100mg	25724-100
MW 80,000, 0.1% soln. in water HAZARD CODE: U5g	25ml	09730-25
	250ml	09730-250
MW 120,000, Powder HAZARD CODE: U5g	100mg	21430-100

Poly(maleic acid), 50% soln. in water CAS#: 26099-09-2 | HAZARD CODE: H5g**09732**

Polyacid, water-soluble.

CHARACTERISTICS	SIZE	CATALOG #
MW 800–1200, d 0.97	10g	09732-10

Poly(maleic anhydride) CAS#: 24937-72-2 | HAZARD CODE: U5g**02348**

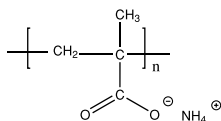
Polymer reacts with amines, alcohols.

CHARACTERISTICS	SIZE	CATALOG #
MW ~10,000	5g	02348-5

Poly(methacrylic acid) CAS#: 25087-26-7 | HAZARD CODE: HU7g**00578**

Water-soluble polymer. Soluble in water, methanol, alkaline water.

CHARACTERISTICS	SIZE	CATALOG #
MW ~100,000, Tg 228°C	10g	00578-10

Poly(methacrylic acid) ammonium salt, 30% soln. in water CAS#: 30875-88-8 | HAZARD CODE: H5g**21169**

(7.5g polymer) Low molecular weight, water-soluble polymer. Forms insoluble polysalts with polyamines. Used as a pigment dispersant.

CHARACTERISTICS	SIZE	CATALOG #
MW 15,000, Viscosity 75–200cps, pH 8.0–9.5	25g	21169-25

Poly(methacrylic acid) sodium salt, 30 % soln. in water CAS#: 25086-62-8 | HAZARD CODE: H2g**21170**

Low molecular weight, water-soluble polymer. Forms insoluble polysalts with polyamines. Used as a pigment dispersant.

CHARACTERISTICS	SIZE	CATALOG #
MW 15,000, Viscosity 200 cps, pH 10, 7.5g polymer	25g	21170-25
MW 15,000, Viscosity 200 cps, pH 10, 30g polymer	100g	21170-100

Poly(methacryloyl chloride), 25% soln. in dioxane CAS#: 26937-45-1 | HAZARD CODE: CHM6g**04315**

(2.5g polymer) Polymer reacts readily with alcohols and amines. Can be used to prepare polymers bearing bioactive molecules.

SIZE	CATALOG #
10g	04315-10

Poly(methyl methacrylate) CAS#: 9011-14-7 | $[-CH_2C(CH_3)(CO_2CH_3)-]_n$ | HAZARD CODE: A2g

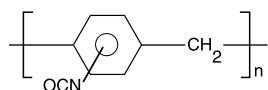
Hard, stable, non-yellowing polymer used in coating and in molded clear plastic objects. Soluble in acetone, toluene, chloroform, MEK, THF.

CHARACTERISTICS	SIZE	CATALOG #
n20/D 1.49, d 1.20, Tg 105°C, MW 25,000, i.v. 0.18, atactic beads, 200µm, Polydispersity ~3.0	500g	04554-500
n20/D 1.49, d 1.20, Tg 105°C, MW 75,000, i.v. 0.40, atactic beads, 200µm, Polydispersity ~2.8	500g	04553-500
n20/D 1.49, d 1.20, Tg 105°C, MW 100,000, atactic pellets	500g	17913-500
n20/D 1.49, d 1.20, Tg 105°C, MW 500,000, i.v. 1.25, atactic beads, 200µm, Polydispersity 2.7	500g	04552-500

Poly(methyl methacrylate/methacrylic acid)CAS#: 25086-15-1 | $[-\text{CH}_2\text{C}(\text{CH}_3)(\text{CO}_2\text{CH}_3)-]_x[-\text{CH}_2\text{C}(\text{CH}_3)(\text{CO}_2\text{H})-]_y$ | HAZARD CODE: A2g

Random copolymer. Used in positive electron beam photoresists. Soluble in ethyl cellosolve acetate, 9:1 IPA-water.

CHARACTERISTICS	SIZE	CATALOG #
[75:25], MW ~1.2 million	100g	08208-100
[80:20]	100g	08221-100
[90:10], MW ~100,000	50g	08207-50
[95:5], MW ~500,000, Powder. Dispersity ~4	100g	19629-100

Poly(methylene(polyphenyl)isocyanate) CAS#: 9016-87-9 | HAZARD CODE: H5g**03099**

Low molecular weight polyisocyanate, reacts with glycols, polyamines to form gels. NCO content ~30%. Soluble in acetone, THF, toluene.

CHARACTERISTICS	SIZE	CATALOG #
MW ~360, d 1.24	100g	03099-100

Poly(N-methylvinylamine) CAS#: 31245-56-4 | HAZARD CODE: U2g**24038**

Water-soluble all-secondary polyamine.

CHARACTERISTICS	SIZE	CATALOG #
MW ~500,000	5g	24038-5

Poly(N-iso-propylacrylamide) CAS#: 25189-55-3 | HAZARD CODE: A2g**21548**

Polymer is water-soluble at room temperature, insoluble above ~40°C. Solubility ceiling has been used in mold and cell growth techniques as cells adhere to polymer film at incubation temperatures and are released as medium is cooled and polymer is dissolved. Soluble in THF, dioxane, DMF, cold water, chloroform.

CHARACTERISTICS	SIZE	CATALOG #
MW ~40,000, mp >200°C, Tg 85°C	1g	21458-1
	10g	21458-10

Polypropylene $[-\text{CH}_2\text{CH}(\text{CH}_3)-]_n$ | HAZARD CODE: A2g

Widely used polyolefin. Soluble in chlorinated hydrocarbons, aromatic hydrocarbons and isoamyl acetate.

Technical Data Sheet #920

CHARACTERISTICS	SIZE	CATALOG #
CAS#: 9003-07-0, Tg -13°C, mp 165°C, Chromatographic Grade 25–85µm	100g	04342-100
CAS#: 9003-07-0, Chromatographic Grade 150µm	100g	06068-100
Atactic, Tg -13°C, n20/D 1.474	100g	23968-100
CAS#: 25085-53-4, Tg -8°C, mp 176–186°C, Isotactic MW 220,000 / Mn 40,000 flakes	100g	06536-100

Poly(propylene glycol) (600) diglycidyl ether CAS#: 26142-30-3 | HAZARD CODE: U4g**24046**

Crosslinker for amine-, hydroxyl- and carboxyl-functional polymers.

CHARACTERISTICS	SIZE	CATALOG #
Viscosity 60–180 cps, WPE ~530	100g	24046-100
	500g	24046-500

Poly(propylene glycol) dimethacrylate

CAS#: 25852-49-7 | $\text{H}_2\text{C}=\text{C}(\text{CH}_3)\text{CO}(\text{OC}_3\text{H}_6)_n\text{O}_2\text{CC}(\text{CH}_3)=\text{CH}_2$ | HAZARD CODE: H07d

04380

Water-insoluble crosslinking monomer. (n) value is MW of PEG unit.

CHARACTERISTICS	SIZE	CATALOG #
MW of PEG Block = 400, bp >300°C, n20/D 1.452, d 1.01, 100 ppm MEHQ & 100 ppm BHT	250g	04380-250
	1kg	04380-1

Poly(iso-propyl methacrylate) CAS#: 26655-94-7 | $(-\text{CH}_2\text{C}(\text{CH}_3)[\text{CO}_2\text{CH}(\text{CH}_3)_2]-)_n$ | HAZARD CODE: A2g**07052**

CHARACTERISTICS	SIZE	CATALOG #
n20/D 1.473, Tg 79°C	10g	07052-10

Polystyrene CAS#: 9003-53-6 | $[-\text{CH}_2\text{CH}(\text{C}_6\text{H}_5)-]_n$ | HAZARD CODE: A2g

Widely used high Tg polymer. Soluble in toluene, MEK, THF, dioxane, xylene.

CHARACTERISTICS	SIZE	CATALOG #
mp 240°C, atactic flakes, MW 800–5,000, softening point 125°C	100g	23637-100
mp 240°C, atactic flakes, MW 50,000, bimodal with MW ~50,000 & 1500 (50:50)	100g	18544-100
mp 240°C, atactic flakes, MW 125,000–250,000, (atactic pellets)	100g	00574-100

Poly(styrene/butadiene) [85:15] CAS#: 9003-55-8 | $[-CH_2CH(C_6H_5)-]_x[-CH_2CH=CHCH_2-]_y$ | HAZARD CODE: A2g**07073**

Rubber modifier, random copolymer. Soluble in aromatic and chlorinated hydrocarbons, ketones.

CHARACTERISTICS	SIZE	CATALOG #
MW ~110,000, d 1.05, Tg 33-41°C	500g	07073-500

Poly(styrenesulfonic acid) CAS#: 28210-41-5 | HAZARD CODE: B6g**08770**

(75g polymer) Water-soluble ionic polymer in acid form. Soluble in lower alcohols, glycols.

CHARACTERISTICS	SIZE	CATALOG #
MW 70,000, d 1.10, Viscosity ~200 cps	250g	08770-250

Poly(styrenesulfonic acid), sodium salt CAS#: 25704-18-1 | $[-CH_2CH(C_6H_4SO_3Na)-]_n$ | HAZARD CODE: A2g

Water-soluble ionic polymer in salt form.

CHARACTERISTICS	SIZE	CATALOG #
d 0.801 g/mL at 25°C, MW 75,000, Polydispersity 3–5, Viscosity 20% AQ 15–55 cps	25g	08772-25
d 0.801 g/mL at 25°C, MW 1,000,000, Polydispersity 3–30	25g	08773-25

Poly(tert-butyl methacrylate) CAS#: 25189-00-8 | $[-CH_2C(CH_3)[CO_2C(CH_3)_3]-]_n$ | HAZARD CODE: U4g**07037**

Hard, thermally sensitive, methacrylate ester. Decomposes thermally to poly(methacrylic acid).

CHARACTERISTICS	SIZE	CATALOG #
Tg 107°C	25g	07037-25

Poly(trimethylene carbonate), 1.8 dL/g CAS#: 31852-84-3**26404**

CHARACTERISTICS	SIZE	CATALOG #
Inherent Viscosity (0.1 % in chloroform): 1.5 dL/g - 2.0 dL/g	10g	26404-10

Poly(tetrafluoroethylene) CAS#: 9002-84-0 | $(-CF_2CF_2-)_n$

Inert polymer. Soluble in perfluoro kerosene. *Technical Data Sheet #920*

CHARACTERISTICS	SIZE	CATALOG #
n20/D 1.350–1.380, d 2.28, Tg -113°C (Teflon® 30B), 60% nonionic disp. in H2O Viscosity ~20 cps HAZARD CODE: H2d	100g	21539-100
	500g	21539-500
n20/D 1.350–1.380, d 2.28, Tg -113°C (Teflon® 7A) powder HAZARD CODE: A2g	100g	08816-100

Poly(vinyl acetate) CAS#: 9003-20-7 | $[-CH_2CH(O_2CCH_3)-]_n$ | HAZARD CODE: A2g**06069**

Water-sensitive resin, readily hydrolyzed. Used to prepare poly(vinyl alcohol) of varying degrees of hydrolysis. Soluble in toluene, acetone, chloroform, alcohol, THF.

CHARACTERISTICS	SIZE	CATALOG #
MW 90,000, n ₂₀ /D 1.462, d 1.18, T _g 32°C	500g	06069-500

Poly(vinyl acetate), 40% hydrolyzed CAS#: 25213-24-5 | HAZARD CODE: A2g**17561**

Hydrophilic polymer, highly swollen in water.

CHARACTERISTICS	SIZE	CATALOG #
MW 72,000	25g	17561-25

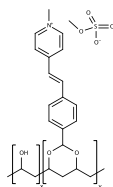
Poly(vinyl alcohol) CAS#: 9002-89-5

Water-soluble resins of low toxicity. Resins at high % hydrolysis require heating at ~96°C in water for solution. Resins of lower % hydrolysis can be dissolved at progressively lower temperatures with 88% hydrolyzed resin requiring only 85°C for solution.

CHARACTERISTICS	SIZE	CATALOG #
MW ~6K, 80 mol% hydrolyzed, Polydispersity ~1.7, Viscosity 2.5–3.5% @ 4% AQ cps HAZARD CODE: H2g	100g	22225-100
	500g	22225-500
mp >220°C, d 1.29, T _g 85°C, MW ~25K, 88 mol% hydrolyzed, Polydispersity ~1.9, Viscosity 5.2–6.2% @ 4% AQ cps HAZARD CODE: A2g	100g	02975-100
	500g	02975-500
mp >220°C, d 1.29, T _g 85°C, MW ~25K, 98 mol% hydrolyzed, Polydispersity ~2.0, Viscosity 5.5–6.0% @ 4% AQ cps HAZARD CODE: H2g	100g	04397-100
	500g	04397-500
mp >220°C, d 1.29, T _g 85°C, MW ~78K, 88 mol% hydrolyzed, i.v. 0.15–0.30, Viscosity 23–27% @ 4% AQ cps HAZARD CODE: H5g	100g	15132-100
	500g	15132-500
mp >220°C, d 1.29, T _g 85°C, MW ~78K, 98 mol% hydrolyzed, Polydispersity ~1.7, Viscosity 28.5–32.5% @ 4% AQ cps HAZARD CODE: H5g	100g	15130-100
	500g	15130-500
mp >220°C, d 1.29, T _g 85°C, MW ~78K, 99+ mol% hydrolyzed, Polydispersity ~1.7, Viscosity 28–32% @ 4% AQ cps HAZARD CODE: H5g	100g	15129-100
	500g	15129-500
mp >220°C, d 1.29, T _g 85°C, MW ~108K, 99+ mol% hydrolyzed, Polydispersity ~1.7, Viscosity 62–72% @ 4% AQ cps HAZARD CODE: H5g	100g	04324-100
	500g	04324-500
mp >220°C, d 1.29, T _g 85°C, MW ~125K, 88 mol% hydrolyzed, Polydispersity ~2.0, Viscosity 45–55% @ 4% AQ cps HAZARD CODE: A2g	100g	04398-100
	500g	04398-500
mp >220°C, d 1.29, T _g 85°C, MW ~133K, 99 mol% hydrolyzed, Polydispersity ~2.4, Viscosity 62–72% @ 4% AQ cps HAZARD CODE: A2g	100g	02815-100
	500g	02815-500

Poly(vinyl alcohol), N-methyl-4(4'-formylstyryl)pyridinium methosulfate acetal CAS#: 107845-59-0 | HAZARD CODE: U5acd

22570



(10g polymer) (sbQ-PVA) Polymer has high dielectric constant. Water-soluble, photocrosslinkable, polymer. Used in making silkscreen print screens. Soluble in organic solvents such as acetone.

CHARACTERISTICS	SIZE	CATALOG #
MW ~45,000, 4.1 mol SbQ	75g	22570-75

Poly(vinylamine) hydrochloride CAS#: 26336-38-9 | HAZARD CODE: U5g

23965

Water-soluble all-primary polyamine.

CHARACTERISTICS	SIZE	CATALOG #
MW 25,000	1g	23965-1
	5g	23965-5

Poly(vinyl cinnamate) CAS#: 9050-06-0 | $[-CH_2CH(O_2CCH=CHC_6H_5)-]_n$ | HAZARD CODE: A2g

02648

Photocrosslinkable polymer. Soluble in THF, NMP (may contain some insoluble material).

SIZE	CATALOG #
10g	02648-10

Poly(vinylidene fluoride) CAS#: 24937-79-9 | $(-CH_2CF_2-)_n$ | HAZARD CODE: A2g

18734

Inert coating resin. Soluble in DMF, DMAc, DMSO, ethylene carbonate. Melt viscosity 28–34K poise

CHARACTERISTICS	SIZE	CATALOG #
mp 155–160°C, n _{25D} 1.420, d 1.76, T _g -40°C, Polydispersity 2.5–3.0	100g	18734-100

Poly(vinyl methyl ether), 50% aqueous solution CAS#: 9003-09-2 | $[-CH_2CH(OCH_3)-]_n$ | HAZARD CODE: H4gm

03032

Tacky resin. Water-insoluble above 28°C. Used to prepare heat-sensitive latex. Soluble in aromatic and chlorinated hydrocarbons, alcohols, esters, glycols.

CHARACTERISTICS	SIZE	CATALOG #
MW ~90,000, n _{20/D} 1.467, d 1.030, T _g -34°C	500g	03032-500

Poly(2-vinyl-1-methylpyridinium bromide, 20% soln. in water) CAS#: 29471-77-0 | HAZARD CODE: H4g **21477**

(2g polymer) Cationic quaternary ammonium polymer. Degree of quaternization ~50%.

CHARACTERISTICS	SIZE	CATALOG #
MW 50,000	10g	21477-10

Poly(4-vinylphenol) CAS#: 24979-70-2 | $[-CH_2CH(C_6H_4OH)-]_n$ | HAZARD CODE: A2g

Reactive polyphenol. Has applications in photoresists. Soluble in THF, lower alcohols, dioxane.

Technical Data Sheet #198

CHARACTERISTICS	SIZE	CATALOG #
n20/D 1.600, d 1.2, Tg 150°C, MW 1,500–7,000, Polydispersity 1.5–2.2	10g	06527-10
	50g	06527-50
n20/D 1.600, d 1.2, Tg 150°C, MW 22,000, Polydispersity ~5 Size -50	10g	18980-10
	50g	18980-50
n20/D 1.600, d 1.2, Tg 150°C, MW 9,000–11,000, Polydispersity ~3	10g	25447-10
	50g	25447-50

Poly(vinylphosphonic acid), 30% Soln. CAS#: 27754-99-0 | HAZARD CODE: BH4g **24297**

Water-soluble polymeric phosphonic acid.

CHARACTERISTICS	SIZE	CATALOG #
MW 24,000, Polydispersity ~1.24	10g	24297-10

Poly(2-vinylpyridine) CAS#: 25014-15-7 | HAZARD CODE: A2g

Water-soluble at low pH has adhesive-promoting properties. Soluble in acetic acid, t-butanol, DMF, DMSO, lower alcohols.

CHARACTERISTICS	SIZE	CATALOG #
mp >200°C, Tg 104°C, MW 40,000, Viscosity 20% isopropanol 30–90 cps	10g	21382-10
mp >200°C, Tg 104°C, MW 200K–400K, Viscosity 20% methanol 300–1800 cps	10g	19238-10
mp >200°C, Tg 104°C, MW 300K–400K	10g	17770-10

Poly(vinyl phosphoric acid), sodium salt CAS#: 82063-35-2 | HAZARD CODE: A2g **04391**

Water-soluble polymeric phosphate ester. Uncrosslinked.

CHARACTERISTICS	SIZE	CATALOG #
MW >200,000, Phosphorous content min 5%	5g	04391-5

Poly(4-vinylpyridine) CAS#: 25232-41-1

Water-soluble at low pH, has adhesive-promoting properties. Soluble in acetic acid, t-butanol, DMF, DMSO, lower alcohols.

CHARACTERISTICS	SIZE	CATALOG #
d 1.10, Tg 142°C, MW 50,000, Viscosity 20% methanol solution 15–50 cps HAZARD CODE: H5g	50g	00112-50
d 1.10, Tg 142°C, MW 150,000–200,000 HAZARD CODE: A2g	50g	22176-50

Poly(2-vinylpyridine N-oxide) CAS#: 9016-06-2 | HAZARD CODE: A2g**01564**

Water-soluble cationic resin. Soluble in alcohols.

CHARACTERISTICS	SIZE	CATALOG #
MW 300,000–400,000	10g	01564-10

Poly(N-vinyl acetamide) CAS#: 28408-65-3 | $[C_4H_7NO]_n$ | HAZARD CODE: HK4g**24808**

(PNVA, Poly(N-vinylacetamide)) Unlike many polyvinylpyrrolidones (PVPs), it offers greater viscosity stability at higher temperatures and in the presence of salts such as sodium chloride. Unlike sodium polyacrylates, Poly(N-vinyl acetamide) maintains stability as a function of pH over a wide range from about pH 2-14. Soluble in moderately soluble in water, methanol, ethanol and blends of alcohols with water.

CHARACTERISTICS	SIZE	CATALOG #
White to off-white powder, Tg 189°C, MW ~4,060,000, Viscosity 11 mPa at 0.2%	50g	24808-50

Poly(vinylferrocene) CAS#: 34801-99-5 | HAZARD CODE: U4g**09746**

CS₂, THF, MDC, chloroform, benzene, chlorobenzene

CHARACTERISTICS	SIZE	CATALOG #
MW ~50,000, Tg:184-194°C	1g	09746-1

Poly(N-vinylpyrrolidone) CAS# 9003-39-8 | HAZARD CODE: A2g

Water-soluble polymer used as a thickener, protective colloid. Soluble in alcohols, chloroform, nitroparaffins, water, MDC.

CHARACTERISTICS	SIZE	CATALOG #
MW 2,500, Polydispersity 1.9, 5% AQ 1.25 – 1.37, Tg ~90°C	250g	16693-250
MW 4,000–6,000	250g	24737-250
MW 10,000, Polydispersity 3.6, 1% AQ 1.21 – 1.28, Tg 155°C	250g	03315-250
MW 40,000, Polydispersity 3.33, 1% AQ 2.7, Tg 168°C	250g	01051-250
MW 40,000, pharma. grade, Polydispersity 3.33, Tg 168°C	250g	01052-250
MW 1,000,000, Polydispersity ~2.00, 1% AQ 4.90, Tg >175°C	250g	06067-250

Poly(N-vinylpyrrolidone/vinyl acetate), 50% soln. in isopropanol CAS#: 25086-89-9 | HAZARD CODE: CHV6g

Hydrophilic neutral polymer. Soluble in alcohols, THF, water, dioxane, ketones, MDC, toluene.

CHARACTERISTICS	SIZE	CATALOG #
[30:70] MW 25,000, (50g polymer) d 0.955, Tg 108°C	100 g	09718-100
[70:30] MW 66,000, (50g polymer) d 0.955, Tg 108°C	100 g	09716-100

Poly(vinylsulfonic acid) sodium salt, 25% soln. in water CAS#: 9002-97-5 | HAZARD CODE: A2g**04392**

Water-soluble anionic polymer. Has been used as a pigment dispersant 25% soln. in water. May contain a small percentage of insoluble material. Soluble in 25% in water.

CHARACTERISTICS	SIZE	CATALOG #
(25g polymer) MW 4,000–6,000	100 g	04392-100

Pullulan, desalinized CAS#: 9057-02-7 | HAZARD CODE: A2g**21115**

Natural polysaccharide from *Aureobasidium pullulans*.

CHARACTERISTICS	SIZE	CATALOG #
Viscosity 10% AQ solution at 30°C 100–180 cps	50 g	21115-50

Polysciences Inc., provides a comprehensive series of carefully characterized, ultrapure, polymer and particle standards for use in calibrating columns and instruments. We utilize the NIST Standard for determining melt flow rate in polymers. Melt flow rate is widely used in polymer technology as a product specification since this value, which includes a statement of the load and temperature under which it is obtained, gives an indication of the processing properties of the polymer.^{1,2}

Polymer molecular weight standards were prepared by techniques which yield narrow molecular weight distribution and when this is not possible by fractionation of polymers of broader molecular weight distribution. We have listed standards of a range of molecular weights for widely studied polymers. For your special needs we can prepare quotes on items not listed. Each catalog listing for a molecular weight standard describes the polymer by an approximate Molecular Weight (MW) and an approximate polydispersity value (Mw/Mn). The Molecular Weight averages have been rounded for descriptive purposes. 1. ASTM D 123800; Test Method for Melt Flow Rates of Thermoplastics by Extrusion Plastometer; ASTM Standards, Vol. 08.01, American Society for Testing and Materials, West Conshohocken, PA (2001) 2. Taylor, B.N.; Guide for the Use of the International System of Units (SI); NIST Special Publication 811; Ed. (April 1995)

Polyethylene, branched CAS#: 9002-88-4 | HAZARD CODE: A2g

08227

Soluble in Solvents (hydrocarbons, tetrahydrofuran, higher ketones, higher aliphatic esters). Limiting viscosity number = 0.8132 dl/g in 1chloronaphthalene.

SIZE	CATALOG #
1g	08227-1

Polyethylene, linear CAS#: 9002-88-4 | HAZARD CODE: A2g

09829

MW 52,000, Mw/Mn ~2.90. Soluble in 1chloronaphthalene, 1, 2, 4trichlorobenzene, decalin above 80°C.

SIZE	CATALOG #
1g	09829-1

Poly(ethylene glycol) CAS#: 25322-68-3 | HAZARD CODE: A2g

17172

MW ~20,000, Mw/Mn ~1.13. Soluble in water, benzene, chloroform, dimethylformamide, esters, alcohols.

CHARACTERISTICS	SIZE	CATALOG #
MW ~20,000, Mw/Mn ~1.13	1g	17172-1

Poly(methyl methacrylate) CAS#: 9011-14-7 | HAZARD CODE: A2g

Soluble in solvents: aromatic hydrocarbons, chlorinated hydrocarbons, methyl ethyl ketone, ethyl acetate.

CHARACTERISTICS	SIZE	CATALOG #
MW ~75,000, Mw/Mn ~1.04	250mg	08287-250
MW ~185,000, Mw/Mn ~1.10	250mg	18756-250

Molecular Weight Standards

Poly(methyl methacrylate), isotactic CAS#: 25188-98-1 | HAZARD CODE: A2g**21489**

CHARACTERISTICS	SIZE	CATALOG #
MW ~100,000	250mg	21489-250

Polystyrene CAS#: 9003-53-6 | HAZARD CODE: A2g

Soluble in solvents: aromatic hydrocarbons, chlorinated hydrocarbons, tetrahydrofuran, esters.

CHARACTERISTICS	SIZE	CATALOG #
MW ~600, Mw/Mn ~1.30	250mg	08279-250
MW ~1,000, Mw/Mn ~1.30	250mg	16227-250
MW ~9,000, Mw/Mn ~1.04	250mg	16231-250
MW ~20,000, Mw/Mn ~1.06	250mg	01844-250
MW ~50,000, Mw/Mn ~1.06	100g	18544-100
MW ~100,000, Mw/Mn ~1.06	250mg	00867-250
MW ~20,000,000, Mw/Mn ~1.30	250mg	16244-250
MW ~30,000,000, Mw/Mn ~1.30	250mg	16315-250

Poly(styrene sulfonic acid), sodium salt CAS#: 9080-79-9 | HAZARD CODE: A2g

Soluble in water.

CHARACTERISTICS	SIZE	CATALOG #
MW ~1,000, Mw/Mn ~1.20	250mg	24812-250
MW ~4,600, Mw/Mn ~1.10	250mg	16248-250
MW ~8,000, Mw/Mn ~1.10	250mg	16249-250
MW ~18,000, Mw/Mn ~1.10	250mg	16250-250
MW ~220,000, Mw/Mn ~1.10	250mg	16254-250
MW ~450,000, Mw/Mn ~1.20	250mg	26252-250

A

Acrylic cement, MC-Bond | HAZARD CODE: VWM6g**16752**

Solvent-type cement for acrylic, PETG, or polycarbonate sheet. Forms strong bonds after short contact time.

Technical Data Sheet #270

SIZE	CATALOG #
4 x 1 qt	16752-4Q
4 x 0.5 gal	16752-0.5

3-Aminopropyltriethoxysilane CAS#: 919-30-2 | $\text{H}_2\text{N}(\text{CH}_2)_3\text{Si}(\text{OC}_2\text{H}_5)_3$ | HAZARD CODE: B7bg**01983**

Reacts with glass and other siliceous surfaces creating aminopropyl substituents. Surfaces so modified have enhanced adhesion properties and can adsorb anionic matter.

CHARACTERISTICS	SIZE	CATALOG #
MW 221.37, bp 217°C	250 g	01983-250

B

Benzoin methyl ether (UV Catalyst) CAS#: 3524-62-7 | $\text{C}_6\text{H}_5\text{CH}(\text{OCH}_3)\text{COC}_6\text{H}_5$ | HAZARD CODE: H6g**00425**

UV polymerization catalyst.

CHARACTERISTICS	SIZE	CATALOG #
MW 226.3, mp 47 - 49°C	10 g	00425-10

Benzoyl peroxide, 70% active (water wet) CAS#: 94-36-0 | $(\text{C}_6\text{H}_5\text{CO})_2\text{O}_2$ | HAZARD CODE: HF4gp**21446**

Thermal polymerization catalyst.

CHARACTERISTICS	SIZE	CATALOG #
MW 242.23, mp 105°C	100 g	21446-100

Benzoyl Peroxide, Plasticized CAS#: 94-36-0 | $(\text{C}_6\text{H}_5\text{CO})_2\text{O}_2$ | HAZARD CODE: HG5d**24232**

Thermal polymerization catalyst.

CHARACTERISTICS	SIZE	CATALOG #
MW 242.23, Dry powder	100 g	24232-100

B

N,N-Benzyl dimethylamine CAS#: 103-83-3 | $C_6H_5CH_2N(CH_3)_2$ | HAZARD CODE: BEH6g**00141**

Low viscosity epoxy accelerator.

CHARACTERISTICS	SIZE	CATALOG #
(BDMA; N,N-Dimethylbenzylamine) MW 135.21 mp 75°C	100 g	00141-100

D

Dibutyltin dilaurate CAS#: 77-58-7 | $[CH_3(CH_2)_{10}CO_2]_2Sn[(CH_2)_3CH_3]_2$ | HAZARD CODE: BH6g**01862**

Catalyst for polymerizing lactide and glycolide and isocyanate reactions.

CHARACTERISTICS	SIZE	CATALOG #
MW 631.6, mp 24°C, bp 205°C, n20/D 1.470, d 1.066, Yellowish liquid.	50 g	01862-50

Dimethylaminoethanol (DMAE) CAS#: 108-01-0 | $HOCH_2CH_2N(CH_3)_2$ | HAZARD CODE: BE6g**01458**

Curing agent for epoxy resins.

CHARACTERISTICS	SIZE	CATALOG #
MW 89.14, bp 130° - 136°C	100 g	01458-100

DMP-30 CAS#: 90-72-2 | $[(CH_3)_2NCH_2]_3C_6H_5OH$ | HAZARD CODE: BH6g**00553**

Curing catalyst for epoxy resins.

CHARACTERISTICS	SIZE	CATALOG #
MW 265.4, bp 316°C, n20/D 1.515, Viscosity ~200cps, Straw to yellow liquid	100 g	00553-100

Dodecenylsuccinic anhydride (DDSA) CAS#: 19780-11-1 | HAZARD CODE: H2g**00563**

Epoxy hardener, suitable for use in embedding procedures.

CHARACTERISTICS	SIZE	CATALOG #
MW 266.38, bp 181°C/5mm, n20/D 1.479, d 1.005, Viscosity 440cps	450 g	00563-450
	4 x 450 g	00563-4

F

Florisil® CAS#: 1343-88-0 | MgO₃Si | HAZARD CODE: A3g**18319**

FLORISIL is a highly selective adsorbent that has extensive utility in preparative and analytical chromatography. Frequently referred to as a magnesium silicate. FLORISIL has become widely accepted in the analytical chromatography field for the separation and isolation of a variety of compounds.

CHARACTERISTICS	SIZE	CATALOG #
MW 100.39	1 kg	18319-1
	20 kg	18319-20

N

Nadic Methyl Anhydride (NMA) CAS#: 25134-21-8 | HAZARD CODE: H06g**00886**

Liquid anhydride for curing epoxy resins. This material is a mixture of methyl isomers of methylbicyclo[2.2.1]hept-5-ene-2,3-dicarboxylic anhydride. The larger the proportion of NMA used in the epoxy resin formula, the harder the resultant block.

CHARACTERISTICS	SIZE	CATALOG #
MW 178.2, n ₂₅ /D 1.505	100 g	00886-100
	500 g	00886-500

Nonenyl Succinic Anhydride (NSA) CAS#: 28928-97-4 | HAZARD CODE: H4g**01542**

Curing agent for epoxy resins.

CHARACTERISTICS	SIZE	CATALOG #
Acid Number min. 470 MW 224 n ₂₀ /D 1.476 d 1.032	450 g	01542-450
	4 x 450 g	01542-4

O

Octenylsuccinic anhydride CAS#: 26680-54-6 | HAZARD CODE: H7g**19830**

Used as a replacement for hexenylsuccinic anhydride in Polysciences' Ultra Low Viscosity Epoxy Embedding Kit, (Cat. #17706). Acid Number min. 520.

CHARACTERISTICS	SIZE	CATALOG #
MW 210.3, bp 320°C, n ₂₀ /D 1.469, d 1.000	100 g	19830-100

P

Persist Solvent Gel Kit™**25674**

Persist Solvent Gels have ideal properties for professional art cleaners. Available as single 100 mL jars, Standard Kits, Mix & Match Kits or in bulk quantities. Kits can be customized to include the specific gels and quantities desired. (for example; 3 xylene gels, 2 acetone gels and 1 NMP gel can be purchased in a Mix and Match Kit)

Features:

- Clean aged, discolored and soiled varnish
- 6 gels, with a range of polarities
- No mixing, formulating or chemical handling required
- Gel form increases the working time for coating removal

CHARACTERISTICS	SIZE	CATALOG #
Persist Solvent Gel Kit™ HAZARD CODE: BCEH7d	1 kit	25674-1
PolySol™ D60 Gel HAZARD CODE: BE3d	100 ml	25675-100
Xylene Gel HAZARD CODE: BCH7d	100 ml	25676-100
Benzyl Alcohol Gel HAZARD CODE: H3d	100 ml	25677-100
Isopropanol Gel HAZARD CODE: CH6d	100 ml	25678-100
Acetone Gel HAZARD CODE: CH6d	100 ml	25679-100
NMP Gel HAZARD CODE: H3d	100 ml	25680-100

S

SAR-GEL® Water Indicating Paste**24615**

Water indicating paste provides a fast, reliable way to detect water bottoms in storage tanks containing gasoline and gasoline/alcohol blends, diesel, jet fuel, fuel oil, solvents and other materials.

Benefits:

- Easy to apply – no messy jars, no need to mix, easy cleanup
- No guessing – complete color change from white to brilliant pink
- Faster reaction – immediate detection means less time wasted
- Easy to see water line – does not run
- Useful in detecting water content in laboratory recycled reagents, as well as other stain line reagents and solvents such as xylene and absolute alcohol

SIZE	CATALOG #
12 x 1 oz tubes	24615-12

T

Tyramine, ≥ 98% CAS#: 51-67-2**26434**

Used in generation of hydrogels for biomedical applications.

SIZE	CATALOG #
5 g	26434-5

12-Tungstosilicic Acid CAS#: 12027-43-9 | $H_4[W_{12}SiO_{40}]$ | HAZARD CODE: A2bg**03424**

Catalyst for organic synthesis, minerals separation, reagent for alkaloids.

CHARACTERISTICS	SIZE	CATALOG #
(silicotungstic Acid) MW 3310.7 Soluble in water. Formula Weight: 2878.28 (anhy).	25 g	03424-25

U

Uvitex® 2B CAS#: 27344-41-8 | HAZARD CODE: BH6g**19517**

UV absorber. Ex. max: 350nm Em. max: 435nm in PBS Buffer.

CHARACTERISTICS	SIZE	CATALOG #
(C.I. Fluorescent Brightener 362; Derivative of stilbene disulfonic acid.) Yellow powder.	10 g	19517-10

Resins

CHELATING RESINS

Chelating resins covers lead, copper, zinc, aluminium, cadmium, nickel, cobalt, magnesium, barium, strontium, iron and mercury. The use of chelation resins covers the large industrial uses as well as the small cartridge based units used in spark erosion type services.

S957, Mixed Acid Cation Resin | HAZARD CODE: H3g**50237**

Functional Group: Phosphonic and Sulfonic Acid Ionic Form as Shipped: H+>

SIZE	CATALOG #
250ml	50237-250
1000ml	50237-1

HIGH PURITY RESINS

Ion exchange resins for ultra-pure water are specially manufactured to meet the exacting needs of the electronics industry for wafer and microchip production requiring the highest possible water quality (>18.2 MΩ·cm resistivity, with minimum rinse times), while eliminating contamination of the high purity circuits when ion exchange resin is first installed.

UCW5072, Low TOC Strong Base Anion Resin | HAZARD CODE: H3g**50240**

Polymer Structure: Gel polystyrene with divinylbenzene. Functional Group: Type 1 Quaternary Ammonium. Ionic Form as Shipped: OH->

SIZE	CATALOG #
250ml	50240-250
1000ml	50240-1

MIXED BED RESINS

Ready-to-use mixed beds are specially prepared high quality resin mixtures designed for direct purification of water. The ratio of component resins has been specifically tailored to provide high capacity. Performance of the ready-to-use mixed bed will depend on the application. Several of the mixed beds are available with indicators that facilitate ease of operation where a simple visual indication of exhaustion is desired.

MB3710, Standard Mixed Bed Resin | HAZARD CODE: H3g**50227**

Polymer Structure: Gel polystyrene crosslinked with divinylbenzene. Functional Group: Sulfonic Acid and Type 1 Quaternary Ammonium. Ionic Form as Shipped: H+> / OH->

SIZE	CATALOG #
250ml	50227-250
1000ml	50227-1

UCW3700, Low TOC Mixed Bed | HAZARD CODE: H3g**50229**

Polymer Structure: Gel polystyrene crosslinked with divinylbenzene. Functional Group: Sulfonic Acid and Type 1 Quaternary Ammonium. Ionic Form as Shipped: H⁺ / OH⁻

SIZE	CATALOG #
250ml	50229-250
1000ml	50229-1

STRONG BASE ANION RESINS

Strong-Base Anion (SBA) exchanger containing Type-II quaternary ammonium groups are used for dealkalization, deionization, demineralization, desilicizers and organic removal. SBA's have excellent operating capacity and good kinetics even when regenerant levels are comparatively low. Specially tailored size grades may be used with excellent results in most of the usual ion-exchange column configurations.

A400, Type 1 Porous Strong Base Anion Resin | HAZARD CODE: A3g**50218**

Polymer Structure: Gel polystyrene crosslinked with divinylbenzene. Functional Group: Type 1 Quaternary Ammonium. Ionic Form as Shipped: Cl⁻

SIZE	CATALOG #
250ml	50218-250
1000ml	50218-1

A510, Type 2 Macroporous Strong Base Resin | HAZARD CODE: H3g**50223**

Polymer Structure: Macroporous polystyrene crosslinked with divinylbenzene. Functional Group: Type 2 Quaternary Ammonium. Ionic Form as Shipped: Cl⁻

SIZE	CATALOG #
250ml	50223-250
1000ml	50223-1

WEAK BASE ANION RESINS

Macroporous weak base anion resins from Purolite have excellent mechanical, osmotic, and chemical stability, combined with the capability of very fast rates of ion exchange, making them particularly suitable for the removal of high molecular weight organic materials from aqueous solutions. The particle size range can also be specially designed to suit continuous process operation, or for operation at higher than average flow rates.

A830, High Capacity Weak Base Acrylic Anion Resin | HAZARD CODE: A3g**50226**

Polymer Structure: Macroporous polystyrene crosslinked with divinylbenzene. Functional Group: Complex Amine. Ionic Form as Shipped: Free Base

SIZE	CATALOG #
250ml	50226-250
1000ml	50226-1

Resins

A835, Weak Base Anion Exchange Resin**50274**

Polymer Structure: Macroporous polystyrene crosslinked with divinylbenzene. Functional Group: Tertiary Amine. Ionic Form as Shipped: Free Base

SIZE	CATALOG #
250ml	50274-250
1 liter	50274-1

AMBERLITE® RESINS

Amberlite® 200 CAS#: 12626-25-4 | HAZARD CODE: H4g**15617**

For separation of rare earths, amino acids. Strong acid (sodium sulfonate), 0.49mm, capacity 1.7 meq/ml (wet).

Amberlite is a registered trademark of Rohm and Haas Co.

SIZE	CATALOG #
250g	15617-250

SELECTACEL® ION EXCHANGE CELLULOSE DERIVATIVES FOR CHROMATOGRAPHY

Selectacel ion exchangers are chemical derivatives of cellulose. These ion exchangers have been shown to be particularly effective in the fractionation of a variety of high molecular weight ionic substances including serum proteins, enzymes and nucleic acids. Their ability to perform these separations is due to their functionality and the highly hydrophilic and porous nature of the cellulose lattice. These ion exchangers possess properties that are not approached by other resin exchangers currently available. Their capacity for proteins is high, and elution may be carried out under mild conditions which prevent denaturation.

Cellulose, phosphate (Selectacel® phosphate) CAS#: 9015-14-9 | HAZARD CODE: H2g**19792**

Standard Flow time(sec/10ml): 280 - 460, Specific Volume(ml/g,wet): 5 - 6.5, Capacity(Meq/g [±.1]): 0.9

SIZE	CATALOG #
100g	19792-100

MISC./OTHER

De-Hibit 200 CAS#: 9003-70-7 | HAZARD CODE: H2g**24013**

Resin for removal of phenolic inhibitors (hydroquinone monomethyl ether or t-butylcatechol) from neutral monomers, e.g., Methacrylate esters or styrene derivatives. *Technical Data Sheet #256*

SIZE	CATALOG #
500g	24013-500

High quality of cartridge components and precision manufacturing techniques allow us to provide you with the highest quality, best performing Ion Exchange Resin Cartridges. We offer cartridges in many configurations such as Barnstead, Millipore® and US Filter® to fit most popular ultra-pure water systems.

Purolite® Ion Exchange Resin Cartridges are made from virgin polypropylene, using the latest heat welding techniques without using any chemical bonding agents. Assembly is performed under clean manufacturing conditions using proven statistical Process Control to ensure product quality. Model and lot numbers are heat stamped into each cartridge to provide traceability without the concern of possible contamination from ink or labels.

AMETEK - SLIMLINE STYLE CARTRIDGES

Length: 9.8125" (24.9 cm), Diameter: 2.923" (7.42 cm), Maximum Differential Pressure: 60 psi, Recommended Storage Temperature: 0° – 35°C

PCL-2010 Cartridge | HAZARD CODE: H3g

50146

Style: Cartridge - Ametek/Continental. Replaces: Continental Model DISB 1000-4

SIZE	CATALOG #
1 unit	50146-1
4 pack	50146-4

PCL-2011 Cartridge | HAZARD CODE: H3g

50148

Style: Cartridge - Ametek/Continental. Replaces: Continental/Ametek Model DIMN 1000-4 / PCF1-10MB

SIZE	CATALOG #
1 unit	50148-1
4 pack	50148-4

PCL-2111 Cartridge

50159

Cartridge type: 20" Mixed Bed Style: Cartridge — Ametek/Continental. Replaces: Continental/Ametek Model DIMN 2000-2 / PCF1-20MB

SIZE	CATALOG #
2 units	50159-2

Cartridges

BARNSTEAD - HOSE BARB STYLE CARTRIDGES

Length: 18.7" (47.5 cm), Diameter: 3.4" (8.6 cm), Maximum Differential Pressure: 60 psi, Recommended Storage Temperature: 0° – 35°C

PCL-1919 Cartridge

50145

Replaces: Barnstead Model D8822

SIZE	CATALOG #
1 unit	50145-1

BARNSTEAD - PCS-STYLE CARTRIDGES

Length: 17.2" (43.7 cm), Diameter: 3.4" (8.6 cm), Maximum Differential Pressure: 60 psi, Recommended Storage Temperature: 0° – 35°C

PCL-1010 Cartridge | HAZARD CODE: H3g

50100

Style: PCS Cartridge. Replaces: Barnstead Model D0803

SIZE	CATALOG #
1 unit	50100-1

PCL-1011 Cartridge | HAZARD CODE: H3g

50101

Style: PCS Cartridge. Replaces: Barnstead Model D0809, D5027

SIZE	CATALOG #
2 units	50101-1

PCL-1020 Cartridge | HAZARD CODE: H3g

50110

Replaces: Barnstead Model D08811

SIZE	CATALOG #
1 unit	50110-1

MILLIPORE® DOUBLE OPEN-END CARTRIDGE WITH DOUBLE 222 O-RINGS

Length: 17.2" (43.7 cm), Diameter: 3.4" (8.6 cm), Maximum Differential Pressure: 60 psi, Recommended Storage Temperature: 0° – 35°C

PCL-5011 Cartridge | HAZARD CODE: H3g**50179**

Replaces: Millipore Model CPMB 012 02

SIZE	CATALOG #
1 unit	50179-1

PCL-5013 Cartridge | HAZARD CODE: H3g**50181**

Replaces: Millipore Model CDFC 012 04

SIZE	CATALOG #
1 unit	50181-1

MILLIPORE® KITS

PCL-5536 Cartridge | HAZARD CODE: H3g**50195**

Replaces: Millipore Model CDMF 012 04

SIZE	CATALOG #
1 unit	50195-1

PCL-6120 Cartridge | HAZARD CODE: H3g**50202**

Replaces: Millipore Model QGARD00R1

SIZE	CATALOG #
1 unit	50202-1

PCL-6110 Cartridge | HAZARD CODE: H3g**50201**

Replaces: Millipore Model QGARD00D2

SIZE	CATALOG #
1 unit	50201-1

Cartridges

MILLIPORE® QPAK SYSTEM CARTRIDGES

Maximum Differential Pressure: 60 PSI, Recommended Storage Temperature: 0° – 35°C

PCL-5450 Cartridge | HAZARD CODE: H3g **50189**

Replaces: Millipore Model CPMQ 004 R1

SIZE	CATALOG #
1 unit	50189-1

PCL-5452 Cartridge | HAZARD CODE: H3g **50191**

Replaces: Millipore Model DPMQ 004 D2

SIZE	CATALOG #
1 unit	50191-1

PCL-6310 Cartridge | HAZARD CODE: H3g **50208**

Cartridge type: Quantum EX Cartridge. Replaces: Millipore Model QTUMOOEX

SIZE	CATALOG #
1 unit	50208-1

PCS STYLE CARTRIDGES - CUSTOM

PCL-1023 Cartridge | HAZARD CODE: H3g **50113**

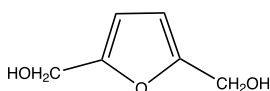
Style: PCS Cartridge

SIZE	CATALOG #
1 unit	50113-1

Furan-based synthons are finding uses in organic and polymer synthesis applications including the pharmaceutical, flavors and fragrances, graphic arts and organic intermediate industries.

Bis-(hydroxymethyl) Furan CAS#: 1883-75-6 | C₆H₈O₃ | HAZARD CODE: H4d

24723

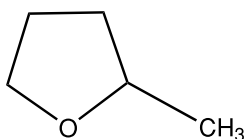


2,5 Position Disubstituted Furan. Application: Specialty Diol

SIZE	CATALOG #
10g	24723-10

2-Methyl Tetrahydrofuran CAS#: 96-47-9 | C₅H₁₀O | HAZARD CODE: CH4g

24707

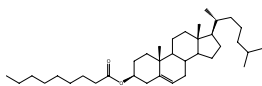


2 Position Substituted Furan. Applications: Grignard solvent, organometallic chemistry, extraction solvent, dichloromethane replacement solvent.

CHARACTERISTICS	SIZE	CATALOG #
MW 86.13, mp -136°C, bp 80°C -11.1, Solubility in water w(g)/100 g at 25°C): 13	100g	24707-100

Cholesteryl Nonanoate CAS#: 1182-66-7 | HAZARD CODE: HU4g

24817



(5-cholestene-3β-ol nonanoate) Applications: Thermally activated displays, sensors and detection devices, cosmetics.

Transition Temperature:

Crystal - smectic at 77.5°C

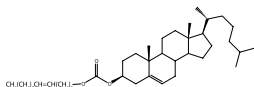
Smectic - cholesteric 79°C

Cholesteric - isotropic 90°C

CHARACTERISTICS	SIZE	CATALOG #
White, free-flowing powder	50g	24817-50

Cholesteryl Oleyl Carbonate CAS#: 17110-51-9 | HAZARD CODE: HU4g

24815



(3-cholestene-3β-ol oleyl carbonate) Applications: Thermally Activated Displays, Sensors and Detection Devices, Cosmetics.

Transition Temperature:

Crystal - isotropic state at 20°C

On cholesteric - isotropic at 40°C

Normally in smectic phase but will slowly crystallize to a solid.

CHARACTERISTICS	SIZE	CATALOG #
Hazy semi-solid to viscous liquid	50g	24815-50

Methoxy PEG/Monofunctional PEGs

Methoxy PEG alkyne | HAZARD CODE: H3f

CHARACTERISTICS	SIZE	CATALOG #
Mp 750	1 g	26019-1
Mp 2000	1 g	26020-1
Mp 5000	1 g	26021-1
Mp 10,000	1 g	26022-1
Mp 20,000	1 g	26023-1

Methoxy PEG amine CAS#: 80506-64-5 | HAZARD CODE: H3f

CHARACTERISTICS	SIZE	CATALOG #
Mp 750	1 g	26024-1
	5 g	26024-5
Mp 2000	1 g	26025-1
	5 g	26025-5
Mp 5000	1 g	26026-1
	5 g	26026-5
Mp 10,000	1 g	26027-1
	5 g	26027-5
Mp 20,000	1 g	26028-1
	5 g	26028-5

Methoxy PEG azide CAS#: 89485-61-0 | HAZARD CODE: H3f

CHARACTERISTICS	SIZE	CATALOG #
Mp 750	1 g	26029-1
Mp 2000	1 g	26030-1
Mp 5000	1 g	26031-1
Mp 10,000	1 g	26032-1
Mp 20,000	1 g	26033-1

Methoxy PEG/Monofunctional PEGs

Methoxy PEG carboxylic acid | HAZARD CODE: H3f

CHARACTERISTICS	SIZE	CATALOG #
Mp 750	1 g	26034-1
	5 g	26034-5
Mp 2000	1 g	26035-1
	5 g	26035-5
Mp 5000	1 g	26036-1
	5 g	26036-5
Mp 10,000	1 g	26037-1
	5 g	26037-5
Mp 20,000	1 g	26038-1
	5 g	26038-5

Methoxy PEG aldehyde CAS#: 1173289-16-1 | HAZARD CODE: H3f

CHARACTERISTICS	SIZE	CATALOG #
Mp 750	1 g	26039-1
	5 g	26039-5
Mp 2000	1 g	26040-1
	5 g	26040-5
Mp 5000	1 g	26041-1
	5 g	26041-5
Mp 10,000	1 g	26042-1
	5 g	26042-5
Mp 20,000	1 g	26043-1
	5 g	26043-5

Methoxy PEG/Monofunctional PEGs

Methoxy PEG bromide | HAZARD CODE: H3f

CHARACTERISTICS	SIZE	CATALOG #
Mp 750	1 g	26044-1
	5 g	26044-5
Mp 2000	1 g	26045-1
	5 g	26045-5
Mp 5000	1 g	26046-1
	5 g	26046-5
Mp 10,000	1 g	26047-1
	5 g	26047-5
Mp 20,000	1 g	26048-1
	5 g	26048-5

PEG monomethyl ether CAS#: 9004-74-4 | HAZARD CODE: H3f

CHARACTERISTICS	SIZE	CATALOG #
Mp 750	5 g	26049-5
	25 g	26049-25
Mp 2000	5 g	26050-5
	25 g	26050-25
Mp 5000	5 g	26051-5
	25 g	26051-25
Mp 10,000	1 g	26052-1
	5 g	26052-5
Mp 20,000	1 g	26053-1
	5 g	26053-5

Methoxy PEG/Monofunctional PEGs

Methoxy PEG maleimide CAS#: 99126-64-4 | HAZARD CODE: H3f

CHARACTERISTICS	SIZE	CATALOG #
Mp 750	1 g	26054-1
	5 g	26054-5
Mp 2000	1 g	26055-1
	5 g	26055-5
Mp 5000	1 g	26056-1
	5 g	26056-5
Mp 10,000	1 g	26057-1
	5 g	26057-5
Mp 20,000	1 g	26058-1
	5 g	26058-5

PEG methyl ether thiol CAS#: 134874-49-0 | HAZARD CODE: H3f

CHARACTERISTICS	SIZE	CATALOG #
Mp 750	1 g	26059-1
	5 g	26059-5
Mp 2000	1 g	26060-1
	5 g	26060-5
Mp 5000	1 g	26061-1
	5 g	26061-5
Mp 10,000	1 g	26062-1
	5 g	26062-5
Mp 20,000	1 g	26063-1
	5 g	26063-5

Methoxy PEG/Monofunctional PEGs

Methoxy PEG NHS | HAZARD CODE: H3f

CHARACTERISTICS	SIZE	CATALOG #
Mp 750	1 g	26064-1
	5 g	26064-5
Mp 2000	1 g	26065-1
	5 g	26065-5
Mp 5000	1 g	26066-1
	5 g	26066-5
Mp 10,000	1 g	26067-1
	5 g	26067-5
Mp 20,000	1 g	26068-1
	5 g	26068-5

Methoxy PEG silane | HAZARD CODE: H3f

CHARACTERISTICS	SIZE	CATALOG #
Mp 2,000	1 g	26069-1
	500 mg	26069-500
Mp 5000	1 g	26070-1
	500 mg	26070-500
Mp 10,000	1 g	26071-1
	500 mg	26071-500
Mp 20,000	1 g	26072-1
	500 mg	26072-500

Homobifunctional PEGs

PEG diamine CAS#: 24991-53-5 | HAZARD CODE: H3f

CHARACTERISTICS	SIZE	CATALOG #
Mp 2000	1 g	26078-1
	5 g	26078-5
Mp 3000	1 g	26079-1
	5 g	26079-5
Mp 6000	1 g	26080-1
	5 g	26080-5
Mp 10,000	1 g	26081-1
	5 g	26081-5
Mp 20,000	1 g	26082-1
	5 g	26082-5

PEG dibromide | HAZARD CODE: H3f

CHARACTERISTICS	SIZE	CATALOG #
Mp 2000	1 g	26083-1
	5 g	26083-5
Mp 3000	1 g	26084-1
	5 g	26084-5
Mp 6000	1 g	26085-1
	5 g	26085-5
Mp 10,000	1 g	26086-1
	5 g	26086-5
Mp 20,000	1 g	26087-1
	5 g	26087-5

Homobifunctional PEGs

PEG di(carboxylic acid) | HAZARD CODE: H3f

CHARACTERISTICS	SIZE	CATALOG #
Mp 2000	1 g	26088-1
	5 g	26088-5
Mp 3000	1 g	26089-1
	5 g	26089-5
Mp 6000	1 g	26090-1
	5 g	26090-5
Mp 10,000	1 g	26091-1
	5 g	26091-5
Mp 20,000	1 g	26092-1
	5 g	26092-5

PEG dialdehyde | HAZARD CODE: H3f

CHARACTERISTICS	SIZE	CATALOG #
Mp 2000	1 g	26093-1
	5 g	26093-5
Mp 3000	1 g	26094-1
	5 g	26094-5
Mp 6000	1 g	26095-1
	5 g	26095-5
Mp 10,000	1 g	26096-1
	5 g	26096-5
Mp 20,000	1 g	26097-1
	5 g	26097-5

PEG dihydroxyl | HAZARD CODE: H3f

CHARACTERISTICS	SIZE	CATALOG #
Mp 2000	25 g	26098-25
	5 g	26098-5
Mp 3000	25 g	26099-25
	5 g	26099-5
Mp 6000	25 g	26100-25
	5 g	26100-5
Mp 10,000	25 g	26101-25
	5 g	26101-5
Mp 20,000	25 g	26102-25
	5 g	26102-5

PEG dimaleimide | HAZARD CODE: H3f

PEG dimaleimides are useful in sulfhydryl-selective coupling of PEG to proteins and other thiol substrates as well as for selective scavenging of thiol-containing peptides. These homobifunctional PEGs are from our Specialty PEGs series, premium functional PEGs useful in various biomedical and biotechnology applications.

CHARACTERISTICS	SIZE	CATALOG #
Mp 2000	1 g	26103-1
	5 g	26103-5
Mp 3000	1 g	26104-1
	5 g	26104-5
Mp 6000	1 g	26105-1
	5 g	26105-5
Mp 10,000	1 g	26106-1
	5 g	26106-5
Mp 20,000	1 g	26107-1
	5 g	26107-5

Homobifunctional PEGs

PEG di(NHS) CAS#: 186020-53-1 | HAZARD CODE: H3f

CHARACTERISTICS	SIZE	CATALOG #
Mp 2000	1 g	26113-1
	5 g	26113-5
Mp 3000	1 g	26114-1
	5 g	26114-5
Mp 6000	1 g	26115-1
	5 g	26115-5
Mp 10,000	1 g	26116-1
	5 g	26116-5
Mp 20,000	1 g	26117-1
	5 g	26117-5

PEG di(OPSS) | HAZARD CODE: H3f

CHARACTERISTICS	SIZE	CATALOG #
Mp 2000	1 g	26118-1
	5 g	26118-5
Mp 3000	1 g	26119-1
Mp 6000	1 g	26120-1
Mp 10,000	1 g	26121-1
Mp 20,000	1 g	26122-1

HETEROBIFUNCTIONAL PEGs

Amine PEG alkyne | HAZARD CODE: H3f

CHARACTERISTICS	SIZE	CATALOG #
Mp 3000	100 mg	26123-100
	500 mg	26123-500
Mp 5000	100 mg	26124-100
	500 mg	26124-500
Mp 10,000	100 mg	26125-100
	500 mg	26125-500
Mp 20,000	100 mg	26126-100
	500 mg	26126-500

Heterobifunctional PEGs

NHS PEG alkyne | HAZARD CODE: H3f

CHARACTERISTICS	SIZE	CATALOG #
Mp 3000	100 mg	26127-100
	500 mg	26127-500
Mp 5000	100 mg	26128-100
	500 mg	26128-500
Mp 10,000	100 mg	26129-100
	500 mg	26129-500
Mp 20,000	100 mg	26130-100
	500 mg	26130-500

Amine PEG Boc-amine | HAZARD CODE: H3f

CHARACTERISTICS	SIZE	CATALOG #
Mp 3000	100 mg	26131-100
	500 mg	26131-500
	1 g	26131-1
Mp 5000	100 mg	26132-100
	500 mg	26132-500
	1 g	26132-1
Mp 10,000	100 mg	26133-100
	500 mg	26133-500
	1 g	26133-1

Amine PEG carboxylic acid hydrochloride | HAZARD CODE: H3f

CHARACTERISTICS	SIZE	CATALOG #
Mp 3000	100 mg	26134-100
	500 mg	26134-500
Mp 5000	100 mg	26135-100
	500 mg	26135-500
Mp 10,000	100 mg	26136-100
	500 mg	26136-500

Heterobifunctional PEGs

Amine PEG tritylthiol | HAZARD CODE: H3f

CHARACTERISTICS	SIZE	CATALOG #
Mp 3000	100 mg	26137-100
	500 mg	26137-500
Mp 5000	100 mg	26138-100
	500 mg	26138-500
Mp 10,000	100 mg	26139-100
	500 mg	26139-500

Hydroxyl PEG azide | HAZARD CODE: H3f

CHARACTERISTICS	SIZE	CATALOG #
Mp 3000	100 mg	26140-100
	500 mg	26140-500
Mp 5000	100 mg	26141-100
	500 mg	26141-500
Mp 10,000	100 mg	26142-100
	500 mg	26142-500
Mp 20,000	100 mg	26143-100
	500 mg	26143-500

Boc-amine PEG carboxylic acid | HAZARD CODE: H3f

CHARACTERISTICS	SIZE	CATALOG #
Mp 3000	100 mg	26156-100
	500 mg	26156-500
Mp 5000	100 mg	26157-100
	500 mg	26157-500
Mp 10,000	100 mg	26158-100
	500 mg	26158-500

Biotin PEG amine

CHARACTERISTICS	SIZE	CATALOG #
Mp 3000	500 mg	26144-500
	1 g	26144-1

Boc-amine PEG thiol | HAZARD CODE: H3f

CHARACTERISTICS	SIZE	CATALOG #
Mp 3000	100 mg	26159-100
	500 mg	26159-500
Mp 5000	100 mg	26160-100
	500 mg	26160-500
Mp 10,000	100 mg	26161-100
	500 mg	26161-500

Boc-amine PEG NHS | HAZARD CODE: H3f

CHARACTERISTICS	SIZE	CATALOG #
Mp 3000	100 mg	26162-100
	500 mg	26162-500
Mp 5000	100 mg	26163-100
	500 mg	26163-500
Mp 10,000	100 mg	26164-100
	500 mg	26164-500

Fmoc-amine PEG carboxylic acid | HAZARD CODE: H3f

CHARACTERISTICS	SIZE	CATALOG #
Mp 3000	100 mg	26165-100
	500 mg	26165-500
Mp 5000	100 mg	26166-100
	500 mg	26166-500
Mp 10,000	100 mg	26167-100
	500 mg	26167-500

Fmoc-amine PEG NHS | HAZARD CODE: H3f

CHARACTERISTICS	SIZE	CATALOG #
Mp 3000	100 mg	26168-100
	500 mg	26168-500
Mp 5000	100 mg	26169-100
	500 mg	26169-500
Mp 10,000	100 mg	26170-100
	500 mg	26170-500

Heterobifunctional PEGs

Hydroxyl PEG amine | HAZARD CODE: H3f

CHARACTERISTICS	SIZE	CATALOG #
Mp 3000	100 mg	26171-100
	500 mg	26171-500
Mp 5000	100 mg	26172-100
	500 mg	26172-500
Mp 10,000	100 mg	26173-100
	500 mg	26173-500

Hydroxyl PEG boc-amine | HAZARD CODE: H3f

CHARACTERISTICS	SIZE	CATALOG #
Mp 3000	100 mg	26174-100
	500 mg	26174-500
Mp 5000	100 mg	26175-100
	500 mg	26175-500
Mp 10,000	100 mg	26176-100
	500 mg	26176-500

Hydroxyl PEG Boc-hydrazine | HAZARD CODE: H3f

CHARACTERISTICS	SIZE	CATALOG #
Mp 3000	100 mg	26177-100
	500 mg	26177-500
Mp 5000	100 mg	26178-100
	500 mg	26178-500
Mp 10,000	100 mg	26179-100
	500 mg	26179-500

Hydroxyl PEG carboxylic acid | HAZARD CODE: H3f

CHARACTERISTICS	SIZE	CATALOG #
Mp 3000	100 mg	26180-100
	500 mg	26180-500
	1 g	26180-1
Mp 5000	100 mg	26181-100
	500 mg	26181-500
	1 g	26181-1
Mp 10,000	100 mg	26182-100
	500 mg	26182-500
	1 g	26182-1

Hydroxyl PEG thiol | HAZARD CODE: H3f

CHARACTERISTICS	SIZE	CATALOG #
Mp 3000	100 mg	26183-100
	500 mg	26183-500
	1 g	26183-1
Mp 5000	100 mg	26184-100
	500 mg	26184-500
	1 g	26184-1
Mp 10,000	100 mg	26185-100
	500 mg	26185-500
	1 g	26185-1

Hydroxyl PEG tritylthiol | HAZARD CODE: H3f

CHARACTERISTICS	SIZE	CATALOG #
Mp 3000	100 mg	26186-100
	500 mg	26186-500
Mp 5000	100 mg	26187-100
	500 mg	26187-500
Mp 10,000	100 mg	26188-100
	500 mg	26188-500

Heterobifunctional PEGs

Iodoacetamide PEG azide | HAZARD CODE: H3f

CHARACTERISTICS	SIZE	CATALOG #
Mp 3000	100 mg	26189-100
	500 mg	26189-500
Mp 5000	100 mg	26190-100
	500 mg	26190-500
Mp 10,000	100 mg	26191-100
	500 mg	26191-500
Mp 20,000	100 mg	26192-100
	500 mg	26192-500

Iodoacetamide PEG alkyne | HAZARD CODE: H3f

CHARACTERISTICS	SIZE	CATALOG #
Mp 3000	100 mg	26193-100
	500 mg	26193-500
Mp 5000	100 mg	26194-100
	500 mg	26194-500
Mp 10,000	100 mg	26195-100
	500 mg	26195-500
Mp 20,000	100 mg	26196-100
	500 mg	26196-500

Maleimide PEG biotin | HAZARD CODE: H3f

CHARACTERISTICS	SIZE	CATALOG #
Mp 3000	500 mg	26199-500
	1 g	26199-1
Mp 5000	500 mg	26200-500
	1 g	26200-1
Mp 10,000	500 mg	26201-500
	1 g	26201-1

Heterobifunctional PEGs

Maleimide PEG carboxylic acid | HAZARD CODE: H3f

CHARACTERISTICS	SIZE	CATALOG #
Mp 3000	100 mg	26202-100
	500 mg	26202-500
Mp 5000	100 mg	26203-100
	500 mg	26203-500
Mp 10,000	100 mg	26204-100
	500 mg	26204-500

Maleimide PEG NHS | HAZARD CODE: H3f

CHARACTERISTICS	SIZE	CATALOG #
Mp 3000	100 mg	26205-100
	500 mg	26205-500
Mp 5000	100 mg	26206-100
	500 mg	26206-500
MP 10,000	100 mg	26207-100
	500 mg	26207-500

Biotin PEG OPSS | HAZARD CODE: H3f

CHARACTERISTICS	SIZE	CATALOG #
MP 3000	500 mg	26208-500
	1 g	26208-1
MP 5000	500 mg	26209-500
	1 g	26209-1
MP 10,000	500 mg	26210-500
	1 g	26210-1
MP 20,000	500 mg	26211-500
	1 g	26211-1

Heterobifunctional PEGs

THS PEG OPSS | HAZARD CODE: H3f

CHARACTERISTICS	SIZE	CATALOG #
MP 3000	500 mg	26212-500
MP 5000	500 mg	26213-500
MP 10,000	500 mg	26214-500
MP 20,000	500 mg	26215-500

Thiol PEG amine hydrochloride | HAZARD CODE: H3f

CHARACTERISTICS	SIZE	CATALOG #
Mp 3000	100 mg	26216-100
	500 mg	26216-500
	1 g	26216-1
Mp 5000	100 mg	26217-100
	500 mg	26217-500
	1 g	26217-1
Mp 10,000	500 mg	26218-500
	1 g	26218-1

Thiol PEG Boc-hydrazine | HAZARD CODE: H3f

CHARACTERISTICS	SIZE	CATALOG #
Mp 3000	500 mg	26219-500
Mp 5000	100 mg	26220-100
	500 mg	26220-500
Mp 10,000	500 mg	26221-500

Thiol PEG carboxylic acid | HAZARD CODE: H3f

CHARACTERISTICS	SIZE	CATALOG #
Mp 3000	100 mg	26222-100
	500 mg	26222-500
	1 g	26222-1
Mp 5000	100 mg	26223-100
	500 mg	26223-500
	1 g	26223-1
Mp 10,000	500 mg	26224-500
	1 g	26224-1

Tritythiol PEG NHS | HAZARD CODE: H3f

CHARACTERISTICS	SIZE	CATALOG #
Mp 3000	500 mg	26225-500
Mp 5000	500 mg	26226-500
Mp 10,000	500 mg	26227-500

Silane PEG alkyne | HAZARD CODE: H3f

CHARACTERISTICS	SIZE	CATALOG #
Mp 3000	500 mg	26228-500
	1 g	26228-1
Mp 5000	500 mg	26229-500
Mp 10,000	500 mg	26230-500
	1 g	26230-1
Mp 20,000	500 mg	26231-500
	1 g	26231-1

Silane PEG azide | HAZARD CODE: H3f

CHARACTERISTICS	SIZE	CATALOG #
Mp 3000	500 mg	26232-500
	1 g	26232-1
Mp 5000	500 mg	26233-500
	1 g	26233-1
Mp 10,000	500 mg	26234-500
	1 g	26234-1
Mp 20,000	500 mg	26235-500
	1 g	26235-1

Heterobifunctional PEGs

NHS PEG Boc-amine alkyne | HAZARD CODE: H3f

CHARACTERISTICS	SIZE	CATALOG #
Mp 3000	500 mg	26240-500
	1 g	26240-1
Mp 5000	500 mg	26241-500
	1 g	26241-1
Mp 10,000	500 mg	26242-500
	1 g	26242-1
Mp 20,000	500 mg	26243-500
	1 g	26243-1


NHS PEG Fmoc-amine alkyne | HAZARD CODE: H3f

CHARACTERISTICS	SIZE	CATALOG #
Mp 3000	500 mg	26244-500
	1 g	26244-1
Mp 5000	500 mg	26245-500
	1 g	26245-1
Mp 10,000	500 mg	26246-500
	1 g	26246-1
Mp 20,000	500 mg	26247-500

Amine PEG azide | HAZARD CODE: H3f

CHARACTERISTICS	SIZE	CATALOG #
Mp 3000	100 mg	26248-100
	500 mg	26248-500
	1 g	26248-1
Mp 5000	100 mg	26249-100
	500 mg	26249-500
	1 g	26249-1
Mp 10,000	100 mg	26250-100
	500 mg	26250-500
	1 g	26250-1
Mp 20,000	100 mg	26251-100
	500 mg	26251-500
	1 g	26251-1





ELECTRONIC CHEMICALS

Encapsulants.....	379
Adhesives	381
Polymers for Chemical Mechanical Polishing.....	383






NOSWEEP™ WIRE BOND ENCAPSULANT

NoSWEEP™ wire bond encapsulants eliminate wire sweep during transfer molding by locking the wires together. This patented technology is ideal for ultra-fine pitch wire bonds, multi-tier bonding and 3-D packaging. NoSWEEP can be dispensed on conventional off-line dispense systems or in-line on an on-wire bonder dispenser made by Kulike and Soffa. There are UV, UV/thermal and thermal cure versions. The thermal cure glob top versions of NoSWEEP are designed for full device encapsulation. These products offer JEDEC Level 2A reliability and are designed to work with lead free (260°C) re-flow. There is also a compatible dam for package designs which are not glob top friendly.

The patented technology Ring-lock dispense method (developed jointly with Kulike & Soffa) was created especially for lead-frame and 3-D packages. NoSWEEP's unique high performance epoxy chemistry allows a very small bead of material to be extruded across the wires. The material encapsulates a small section of the wires and is then UV gelled to lock the polymer and the wires in place before molding. Because only a very small amount of polymer is used, this process is an extremely cost effective solution for wire sweep and allows much broader design leeway.



Side view SEM of NoSWEEP™ Ring-lock dispense method completely encapsulating a wire section on a quad tier copper wire bonded device.



SEM of NoSWEEP™ Ring-lock dispense method on the same quad tier copper wire bonded device.

NoSWEEP™ Wire Bond Encapsulant**EW8002**

100% solid, silica filled liquid encapsulant designed for quick self-leveling in large dam and fill or glob top applications and encapsulation of narrow diameter, long, & ultra fine pitch wire bonds on semiconductor devices. Low modulus and CTE, excellent adhesion to inorganic and organic substrates, thermally curable and non-sweeping. Available in dam and fill or glob top versions. *There will be a \$45.00 charge per order for thermally insulated box and dry ice.*

VISCOSITY (KCPS)	OPTIMAL CURE (HRS/°C)	TG (°C)	CTE (PPM)	MODULUS (MPA)	DUROMETER	THERMAL CONDUCTIVITY (W/M-K)	SIZE	CATALOG #
30	1/100 + 1/165	150	15	3500	85D	N/A	10 cc	EW8002-10
							30 cc	EW8002-30
50	0.5/150	160	15	3500	85D	N/A	10 cc	EW8004-10

Encapsulants

OptiCLEAR™ Liquid Encapsulant Fill

2 component epoxy designed for encapsulating and coating applications requiring good clarity and high heat resistance. Excellent adhesion to many substrates including metals, glass and ceramics.

VISCOSITY (KCPS)	OPTIMAL CURE (HRS/°C)	TG (°C)	CTE (PPM)	MODULUS (MPA)	DUROMETER	THERMAL CONDUCTIVITY (W/M·K)	SIZE	CATALOG #
.5	Thermal, 1.5/150	150	60	500	80D	N/A	500 g	SF850A-500
							500 g	SF850B-500
7	UV or 1/130	0	100	5	30D	N/A	10 cc	SF5021-10

Epoxy Encapsulant Kit**PC440AB**

1 component, high thermal conductivity, flexible epoxy encapsulant. Durable & thermally curable.

VISCOSITY (KCPS)	OPTIMAL CURE (HRS/°C)	TG (°C)	CTE (PPM)	MODULUS (MPA)	DUROMETER	THERMAL CONDUCTIVITY (W/M·K)	SIZE	CATALOG #
1000 cps	2/80	-10	30	3	70A	>5	1 kit	PC440AB-1

Low Viscosity Glob Top Encapsulant**PC8007**

PC8007 is a high performance epoxy for encapsulation applications. The product is suited for bonding and sealing uses requiring high modulus and temperature resistance. *There will be a \$45.00 charge per order for thermally insulated box and dry ice.*

Features:

- High Thermal Resistance
- Rigid and High Strength
- Durable
- Low Viscosity

SIZE	CATALOG #
10 cc	PC8007-10
30 cc	PC8007-30

LoSTRESS™ Liquid Encapsulant**SF54HV**

LoSTRESS™ Liquid Encapsulant is an epoxy based 100% solids, one component, liquid encapsulant designed for encapsulation of semiconductor devices requiring good aging resistance, high toughness, flame retardancy and strong adhesion to various substrates.

VISCOSITY (KCPS)	OPTIMAL CURE (HRS/°C)	TG (°C)	CTE (PPM)	MODULUS (MPA)	DUROMETER	THERMAL CONDUCTIVITY (W/M·K)	SIZE	CATALOG #
2	UV or 1/130	100	70	50	60D	N/A	10 cc	SF503A-10
-	UV	-	-	-	-	-	30 cc	SF54HV-30

UV Curable Encapsulant & Adhesive**PC7010**

Flowable, 100% solids, UV curable encapsulant & adhesive useful for potting & bonding applications which are subject to a wide temperature range of exposure. Good adhesion to many engineering plastics used for electrical housings & switches, fast cure, tough, elastomeric

VISCOSITY (KCPS)	OPTIMAL CURE (HRS/°C)	TG (°C)	CTE (PPM)	MODULUS (MPA)	DUROMETER	THERMAL CONDUCTIVITY (W/M-K)	SIZE	CATALOG #
1.5	-	45°C	150	2	75A	-	30 cc	PC7010-30

Epoxy Adhesive Kit**PC550**

Epoxy adhesive designed for bonding & sealing when high strength & toughness is required. Non-rigid, tough, & good adhesive properties to many substrates including metals, composites, ceramics, many plastics; especially good for bonding fiberglass. Room temperature or thermal curing.

VISCOSITY (KCPS)	OPTIMAL CURE (HRS/°C)	TG (°C)	CTE (PPM)	MODULUS (MPA)	DUROMETER	THERMAL CONDUCTIVITY (W/M-K)	SIZE	CATALOG #
40	4/RT	70°C	120	100	70D	-	1 kit	PC550-1

OptiCLEAR™ Adhesive**SF1012**

Polysciences SF1012 is a UV curable, epoxy based adhesive. It is well suited for use in applications requiring optical clarity, good heat resistance, and durability. The product cures in seconds when exposed to high intensity UV light. The product is based on components which are stable and have good optical properties.

SIZE	CATALOG #
3 cc	SF1012-3

Epoxy Adhesive**PC232**

Very low viscosity 2 component epoxy for encapsulating and potting applications. The cured product is a tough, high strength epoxy. The very low viscosity of the product makes it well suited for sealing narrow gap sections.

VISCOSITY (KCPS)	OPTIMAL CURE (HRS/°C)	TG (°C)	CTE (PPM)	MODULUS (MPA)	DUROMETER	THERMAL CONDUCTIVITY (W/M-K)	SIZE	CATALOG #
0.2	1.5 hr @ 100 °C	70	-	1000	75D	-	750 g	PC232A-750
							250 g	PC232B-250

Adhesives

EdgeCONTROL™

Low modulus retention dam specifically formulated to offer low cure stress and low warpage for liquid encapsulation of BGA and MCM packages. Good adhesion to various rigid and flexible organic and ceramic substrates, high viscosity, high thixotropy and thermally curable. Designed to be used with LoSTRESS™ liquid encapsulant. *There will be a \$45.00 charge per order for thermally insulated box and cold gel packs.*

VISCOSITY (KCPS)	OPTIMAL CURE (HRS/°C)	TG (°C)	CTE (PPM)	MODULUS (MPA)	DUROMETER	THERMAL CONDUCTIVITY (W/M-K)	SIZE	CATALOG #
100	UV or 1/150	-20	130	1.5	85A	N/A	30 cc	SD54G0-30
30	Thermal, 1/100 + 1/165	180	15	4000	85D	N/A	3 cc	SD1011-3
							10 cc	SD1011-10
							30 cc	SD1011-30

EasyFILL™**UC5001**

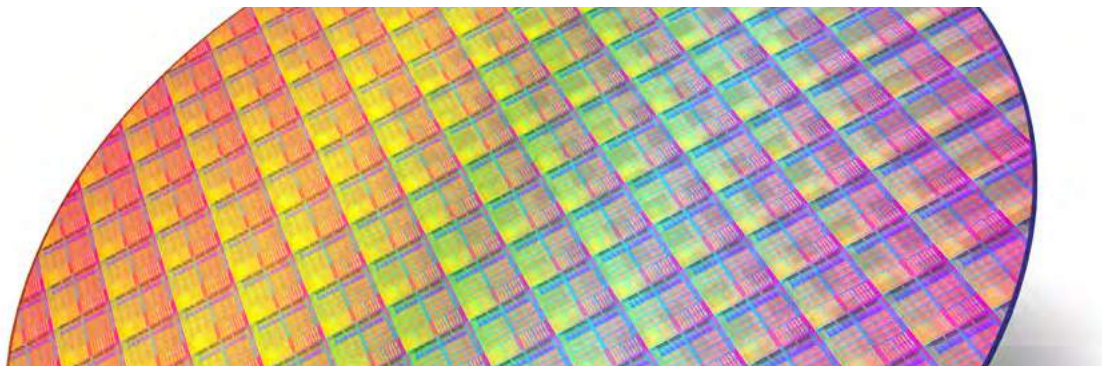
Rapid curing capillary flow underfill with low stress cure, high durability, high Tg, and low CTE. Thermally curable. *There will be a \$45.00 charge per order for thermally insulated box and dry ice.*

VISCOSITY (KCPS)	OPTIMAL CURE (HRS/°C)	TG (°C)	CTE (PPM)	MODULUS (MPA)	DUROMETER	THERMAL CONDUCTIVITY (W/M-K)	SIZE	CATALOG #
12	0.2/150	135	<30/110	1000	90D	N/A	10 cc	UC5001-10

Potting Compound Kit**PC200K**

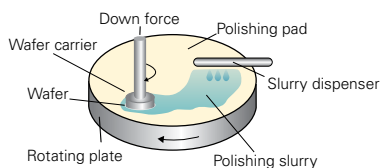
A versatile, 2 part, fire resistant, room temperature curable epoxy. Useful as an adhesive, encapsulant or potting compound.

VISCOSITY (KCPS)	OPTIMAL CURE (HRS/°C)	TG (°C)	CTE (PPM)	MODULUS (MPA)	DUROMETER	THERMAL CONDUCTIVITY (W/M-K)	SIZE	CATALOG #
4	8/RT	65	140	12	75D	N/A	10 cc	PC200K-1



During the processing of silicon wafers as semiconductors, a critical step is the flattening and levelling of the wafer. Chemical Mechanical Polishing, or CMP, is the process to produce an extremely flat, level and smooth wafer surface. Because of its good pigment dispersion properties, Poly(Acrylic Acid), PAA, is a potential liquid media for making such slurries. To provide specialized grades of PAA suitable for use in electronics industry CMP slurry materials, Polysciences has developed manufacturing processes that yield highly purified PAA. Our proprietary methods produce low ionic content, low particulate content, stringently purified PAA that is highly useful as a CMP slurry dispersant.

Ultrapure Poly(Acrylic Acid) CAS#: 9003-01-4 | $[-CH_2CH(CO_2H)-]_n$



Polysciences offers ultrapure poly(acrylic acid) for use as an electronics industry CMP slurry dispersant.

CHARACTERISTICS	SIZE	CATALOG #
Poly(Acrylic Acid) Ultrapure - MW 2000	Contact us.	14433-B
Poly(Acrylic Acid) Highly pure - MW 2000	Contact us.	14176-B
Poly(Acrylic Acid) Highly pure - MW 10,000	Contact us.	13511-B

CAS Numbers

[48 896-8].....	103	[1330-61-6].....	269	[5202-78-8].....	292
[50-00-0].....	38, 61	[1343-88-0].....	345	[5205-93-6].....	272
[51-67-2].....	347	[1506-53-2].....	273	[5205-95-8].....	288
[57-88-5].....	26	[1506-54-3].....	283	[5612-44-2].....	310
[64-17-5].....	68	[1565-94-2].....	277	[5919-74-4].....	275
[64-86-8].....	59	[1680-21-3].....	290	[5989-27-5].....	48
[65-61-2].....	79, 86	[1830-78-0; 28497-59-8]... 275		[6104-58-1].....	81
[67-56-1].....	48, 69	[1883-75-6].....	355	[6104-59-2].....	81
[75-56-9].....	48, 287	[1936-15-8].....	83, 85	[6159-44-0].....	96
[77-58-7].....	58, 270, 344	[1937-37-7].....	80	[6409-77-4].....	72, 83
[79-06-1].....	96, 104, 106, 147	[1996-88-9].....	276	[6606-59-3].....	276
[80-62-6].....	281	[2035-72-5].....	280	[6701-13-9].....	269
[90-72-2].....	344	[2051-76-5].....	262	[6729-79-9].....	286
[91-44-1].....	87	[2082-81-7].....	266	[7370-88-9].....	274
[92-31-9].....	85	[2157-01-9].....	284	[7423-31-6].....	78
[92-32-0].....	84	[2177-70-0].....	286	[7646-67-5].....	277
[94-36-0].....	58, 343	[2197-397-94].....	263	[7761-88-8].....	95
[95-96-5].....	279	[2210-25-5].....	287	[7779-31-9].....	291
[96-05-9].....	263	[2210-28-8].....	287	[8007-47-4].....	127
[96-47-9].....	355	[2224-15-9].....	60, 274	[9002-83-9].....	306
[97-86-9].....	267	[2274-11-5].....	274	[9002-84-0].....	200, 335
[97-88-1].....	266	[2353-45-9].....	82	[9002-88-4].....	341
[97-90-5].....	274	[2358-84-1].....	271	[9002-89-5].....	336, 128
[100-43-6].....	292	[2386-87-0].....	60	[9002-98-6].....	323, 324
[103-83-3].....	344	[2420-94-2].....	263	[9003-01-4].....	308, 381
[105-16-8].....	271	[2425-79-8].....	265	[9003-04-7].....	309
[106-71-8].....	269	[2439-35-2].....	272	[9003-05-8].....	307
[108-01-0].....	58, 344	[2453-03-4].....	290	[9003-07-0].....	200
[109-16-0].....	290	[2478-10-6].....	277	[9003-09-2].....	337
[109-17-1].....	289	[2495-35-4].....	264	[9003-11-6].....	322, 323, 324
[111-30-8].....	39, 191	[2495-376].....	264	[9003-20-7].....	336
[119-36-8].....	48	[2499-95-8].....	276	[9003-33-2].....	133
[141-32-2].....	266	[2610-10-8].....	84	[9003-39-8].....	339
[142-90-5].....	273	[2675-94-7].....	271	[9003-42-3].....	199
[352-87-4].....	291	[2867-47-2].....	272	[9003-53-6].....	342
[355-93-1].....	284	[2997-88-8].....	282	[9003-63-8].....	312
[477-73-6].....	84	[2998-08-5].....	267	[9003-70-7].....	350
[502-97-6].....	275	[2998-18-7].....	267	[9004-41-5].....	37, 302, 305
[517-28-2].....	82	[3063-94-3].....	276	[9004-54-0].....	303
[518-47-8].....	82	[3085-68-5].....	270	[9004-62-0].....	302
[569-61-9].....	82	[3121-61-7].....	281	[9004-64-2].....	307
[573-58-0].....	81	[3179-47-3].....	270	[9004-74-4].....	319, 358
[632-69-9].....	84	[3195-78-6].....	282	[9005-08-7].....	319
[760-93-0].....	280	[3219-55-4].....	265	[9006-26-2].....	322, 323, 324
[816-94-4].....	26	[3290-92-4].....	291	[9010-98-4].....	314, 315, 316
[818-61-1].....	277	[3524-62-7].....	57, 343	[9011-14-7].....	332, 333, 334, 335, 341
[868-77-9].....	278	[3524-68-3].....	285	[9011-15-8].....	311
[919-30-2].....	343	[3530-36-7].....	286	[9011-18-1].....	304
[925-60-0].....	287	[3599-32-4].....	81, 89, 91, 96, 100, 103, 104, 106, 147	[9012-76-4].....	302
[937-41-7].....	286	[3638-12-3].....	286	[9015-14-9].....	350
[989-38-8].....	79, 84	[3741-77-3].....	289	[9015-51-4].....	95
[999-21-3].....	270	[3775-90-4].....	267	[9016-06-2].....	339
[999-61-1].....	278	[3845-76-9].....	272	[9016-87-9].....	333
[1070-70-8].....	265	[4074-88-8].....	271	[9032-42-2].....	302
[1182-66-7].....	355	[4196-99-0].....	80	[9050-06-0].....	337
[1189-08-8].....	266	[4197-25-5].....	85	[9080-79-9].....	342
[1191-39-5].....	273	[4223-03-4].....	284	[10475-46-4].....	282
[1271-51-8].....	292	[4511-42-6].....	279	[10510-54-0].....	81
[1320-06-5].....	83	[4986-89-4].....	284	[10595-06-9].....	285
[1321-74-0].....	273	[5141-20-8].....	83	[10595-80-9].....	288
[1330-20-7].....	49				

[12026-57-2].....	83	[26124-68-5].....	326	[68647-16-5].....	316
[12626-25-4].....	350	[26142-30-3].....	304	[68988-92-1].....	85
[13048-33-4].....	276	[26336-38-9].....	337	[70293-55-9].....	281
[13081-44-2].....	272	[26570-48-9].....	317, 318, 319	[71195-85-2].....	285
[13532-94-0].....	266	[26655-94-7].....	334	[71550-12-4].....	310, 311
[13675-34-8].....	285	[26658-88-8].....	309	[72207-80-8].....	317
[14282-91-8].....	94	[26680-10-4].....	329	[72607-53-5].....	264
[15625-89-5].....	291	[26680-54-6].....	345	[74749-42-1].....	88
[16715-83-6].....	271	[26780-50-7].....	330	[76259-32-0].....	263
[16926-87-7].....	285	[26915-72-0].....	318, 319	[82063-35-2].....	338
[16984-59-1].....	96	[26937-45-1].....	332	[84166-13-2].....	81, 96, 100, 103, 104, 106, 147
[17070-45-0].....	79, 82, 86, 87, 88	[26969-66-4].....	328	[89485-61-0].....	356
[17110-51-9].....	355	[27274-31-3].....	278	[99126-64-4].....	359
[17372-87-1].....	82	[27344-41-8].....	347	[102568-47-8].....	87
[17831-71-9].....	289	[27754-99-0].....	338	[104162-47-2].....	25, 114
[19727-38-9].....	282	[27813-02-1].....	279	[107845-59-0].....	337
[19780-11-1].....	59, 344	[28210-41-5].....	335	[111072-31-2].....	106
[20427-56-9].....	94	[28265-35-2].....	311	[127512-29-2].....	25, 114
[20816-12-0].....	41, 94	[28408-65-3].....	339, 342, 350	[134874-49-0].....	359
[21442-01-3].....	279	[28631-66-5].....	80	[139984-36-4].....	24, 113
[23491-45-4].....	86	[29471-77-0].....	338	[186020-53-1].....	364
[24615-84-7].....	268	[29513-26-6].....	292	[188680-81-1].....	281
[24937-78-8].....	322	[29658-26-2].....	315	[197974-74-6].....	24, 113
[24937-79-9].....	337	[30030-25-2].....	268	[206444-58-8].....	274
[24979-70-2].....	338	[30551-89-4].....	310	[220609-41-6].....	24, 113
[24980-41-4].....	312, 313	[30846-39-0].....	331	[669775-30-8].....	280
[24991-53-5].....	316, 361	[30875-88-8].....	332	[699018-10-5].....	283
[25014-15-7].....	338	[31098-20-1].....	288	[931418-92-7].....	72
[25014-41-9].....	309	[31098-21-1].....	288	[1173289-16-1].....	357
[25036-25-3].....	305	[31245-56-4].....	333	[1821380-54-4].....	262
[25038-04-4].....	275	[31645-35-9].....	264		
[25038-54-4].....	312	[31693-08-0].....	327		
[25038-59-9].....	321	[31852-84-3].....	335		
[25068-38-6].....	304	[32171-39-4].....	318		
[25085-02-3].....	308, 381	[32435-46-4].....	265		
[25085-83-0].....	311	[33135-50-1].....	329		
[25086-15-1].....	333	[33864-99-2].....	80		
[25086-42-4].....	310	[34801-99-5].....	339		
[25086-62-8].....	332	[36890-68-3].....	313		
[25086-89-9].....	340	[37203-71-7].....	287		
[25087-26-7].....	332	[37225-26-6].....	317, 318		
[25134-21-8].....	63, 345	[38862-24-7].....	262		
[25188-98-1].....	342	[42553-65-1].....	77		
[25189-00-8].....	335	[42594-17-2].....	289		
[25189-84-8].....	309	[44992-01-0].....	262		
[25212-86-6].....	326	[45158-94-9].....	281		
[25213-24-5].....	336	[48016-91-7].....	93		
[25232-41-1].....	339	[49553-93-7].....	326		
[25249-16-5].....	327	[51410-72-1].....	280		
[25322-68-3].....	316, 322, 341	[52628-03-2].....	280		
[25655-35-0].....	311	[52684-34-1].....	282		
[25703-79-1].....	328	[53721-10-1].....	268		
[25736-86-1].....	319	[55453-00-4].....	81, 88, 89, 91, 93, 96, 100, 103, 104, 105, 106, 107, 147, 347, 356		
[25805-17-8].....	326	[60506-81-2].....	273		
[25852-47-5].....	318	[60842-46-8].....	72, 304		
[25852-49-7].....	334	[60984-57-8].....	269		
[25988-63-0].....	331	[64754-90-1].....	315		
[26007-43-2].....	303	[65833-30-9].....	283		
[26062-79-3].....	310	[65983-31-5].....	270		
[26063-00-3].....	327, 328				
[26099-09-2].....	331				

Product Names

A

A400, Type 1 Porous Strong Base Anion Resin.....	349
A510, Type 2 Macroporous Strong Base Resin.....	349
A830, High Capacity Weak Base Acrylic Anion Resin	349
Accelerator for L.R. White.....	61
0.5M Acetate Buffer, pH 4.6±0.2, 10X Concentrate..	106
Acetone.....	37
Acid Fast Control Slides.....	125
Acid Fuchsin.....	30, 74, 79
Acid Fuchsin, C.I. 42685, certified.....	79
2% Acridine Orange, Ready-to-Use.....	33, 86
Acridine mutagen ICR 191.....	86
Acridine Orange.....	30, 32, 33, 79
Acridine Orange, C.I. 46005, very high purity.....	79
2-Acryloxyethyltrimethylammonium chloride.....	256
Acrylamide, Chemzymes Ultra Pure.....	100, 262
Acrylic anhydride min. 90%.....	258, 262
Acrylic cement, MC-Bond.....	343
Acryloxyethyl thiocarbamoyl Rhodamine B.....	259, 262
2-Acryloxyethyltrimethylammonium chloride.....	262
Additional Batson's #17 Anatomical Corrosion Kit Components.....	57
AFB Kinyoun Kit (Cold Method).....	33, 97
AFB Ziehl-Neelson Kit (Hot Method).....	33, 97
Alachlor Plate Assay Kit.....	153
Alcian Blue 8GX.....	30
Alcian Blue 8GX, C.I. 74240.....	80
Alcian Blue/PAS Kit.....	33, 71
Alcohol Reagent, 100% - Histology Grade.....	46
Allyl methacrylate.....	258
Aluminum Grid, 100 mesh.....	129
Aluminum Grid, 200 mesh.....	129
Amberlite® 200.....	350
2-Aminoethyl methacrylate hydrochloride, min. 95%.....	256, 258
Amine.....	178
Amine PEG alkyne.....	364
Amine PEG azide.....	374
Amine PEG Boc-amine.....	365
Amine PEG carboxylic acid hydrochloride.....	365
Amine PEG tritylthiol.....	366
3-Aminopropyltriethoxysilane.....	343
2-Aminoethyl methacrylate hydrochloride, min. 95%.....	263
Amyloid Stain Kit (Congo Red).....	33, 71
Androstan Sepharose® 6B Novel Immobilized Steroid Beads.....	100
Aniline Blue, C.I. 42755, certified, water-soluble.....	80
9-Anthracenylmethyl methacrylate.....	259, 264
Anti-Albumin (human serum) in rabbit, IgG fraction.....	101
Anti-Biotin in rabbit, IgG fraction, lyophilized.....	101
Anti-Esterase (porcine liver) in rabbit, IgG fraction	101
Anti-Goat IgG (H&L) in rabbit.....	101
Anti-Human IgG (H&L) in goat.....	101
Anti-Human IgG (H&L) in sheep.....	102
Anti Neuron Specific Enolase (NSE).....	102
Anti-Ovalbumin (egg white) in rabbit, IgG fraction	102
Anti-Transferrin (human) in rabbit, IgG fraction.....	102
Aqua-Poly/Mount.....	127

aqueous dispersion (PEDT/PSS).....	298
Araldite® 502 Kit, Luft's Formula.....	30
Araldite resins (modified epoxy resins).....	59
Atrazine Assay Kit.....	153
Atrazine High Sensitivity (HS) Assay Kit.....	153
Atrazine Plate Assay Kit.....	153
Atrazine Strip Test Kit.....	153

B

Balsam, Canada, filtered.....	57
Batson's #17 Anatomical Corrosion Kit.....	30, 57
β-Carboxyethyl Acrylate, >98% Active.....	254
BDD™ (Bacdown® Detergent Disinfectant).....	149
Bead Coupling & Storage Buffers.....	192, 193
Bead Solution.....	192
BEEM® Capsule Holders.....	52
BEEM® Embedding Capsules, Size 00.....	52
BEEM® Embedding Capsules, Size 3 capsules.....	52
BEEM®, Flat, Transparent.....	52
Benzo(a)Pyrene Plate Assay Kit.....	151
Benzoin methyl ether.....	57
Benzoin methyl ether (UV Catalyst).....	343
Benzoyl peroxide, 70% active (water wet).....	58, 343
Benzoyl Peroxide, Plasticized.....	58, 343
Benzyl acrylate, ~99%.....	254, 259, 264
Benzyl methacrylate, min. 95%.....	254, 259, 264
Biebrich Scarlet.....	30, 74, 80
Biebrich Scarlet, C.I. 26905.....	80
Bielschowsky's Silver Stain.....	33
Bielschowsky's Stain Kit.....	71
BioMag® 12 x 75mm Test Tube Separator.....	194
BioMag® 15ml / 50ml Tube Separator.....	194
BioMag® 96-Well Plate Separator.....	195
BioMag® 96-Well Plate Side Pull Magnetic Separator.....	196
BioMag® Amine.....	185
BioMag® Amine Magnetic Immobilization Kit.....	184
BioMag® Carboxyl.....	185
BioMag® Dextran-coated Charcoal.....	189
BioMag® Flask Separator.....	194
BioMag® Maxi.....	186
BioMag® Multi-6 Microcentrifuge Tube Separator..	195
BioMag® Multi-32 Microcentrifuge Tube Separator	195
BioMag® MultiSep Magnetic Separator.....	194
BioMag® Negative Selection Cell Sorting Enrichment Systems.....	203
BioMag® Oligo (dT)20 Particles.....	209
BioMag® Plus Amine.....	185
BioMag® Plus Amine Protein Coupling Kit.....	185
BioMag® Plus Carboxyl.....	185
BioMag® Plus Carboxyl Protein Coupling Kit.....	186
BioMag® Plus Concanavalin A.....	187, 207
BioMag® Plus Goat anti-Mouse IgG Particle Antibody.....	204
BioMag® Plus Goat anti-Mouse IgG Particle Antibody Coupling.....	189
BioMag® Plus Goat anti-Mouse IgG Secondary Antibody Particles.....	188
BioMag® Plus Mouse anti-Fluorescein IgG.....	205
BioMag® Plus Protein A.....	205

BioMag®Plus Protein A Antibody Isolation Starter Kit	206
BioMag®Plus Protein G	205
BioMag®Plus Protein G Antibody Isolation Starter Kit	206
BioMag®Plus Streptavidin	186, 208
BioMag®Plus Streptavidin / Biotin Binding Starter Kit	186
BioMag®Plus Wheat Germ Agglutinin	188, 207
BioMag® ProMax Albumin Removal Kit	206
BioMag® ProMax Serum IgG Removal Kit	206
BioMag® Proteins A & G	187
BioMag® Secondary Antibody Particles.....	188, 204
BioMag® SelectaPure anti-Mouse Leukocyte Particles.....	203
BioMag® Solo-Sep Microcentrifuge Tube Separator.....	195
BioMag® Streptavidin	186, 187, 208, 209
BioMag® Superparamagnetic Iron Oxide.....	189
BioMasher I®.....	141
BioMasher II®.....	141
BioMasher III®.....	141
Biopsy Bags, Small (Nylon Mesh).....	146
Biotin Conjugated Microspheres	176
Biotin PEG OPSS	371
2,2-Bis[4-(2-hydroxy-3-methacryloxypropoxy)phenyl]propane.....	257
Bis(2-methacryloxyethyl) N,N'-1,9-nonylene biscarbamate	256, 265
Bis(2-methacryloxyethyl) phosphate	255, 256, 265
2,2-Bis[4-(2-hydroxy-3-methacryloxypropoxy)phenyl]propane	277
Bisbenzimidazole (Hoechst 33258)	86
Bis-(hydroxymethyl) Furan.....	355
Blood Parasite Control Slides.....	125
Blue Platinum EM Stain.....	80
Boc-amine PEG carboxylic acid	366
Boc-amine PEG NHS	367
Boc-amine PEG thiol	367
0.5M Borate Buffer, pH 8.5±0.2, 5X Concentrate	106
Bovine serum albumin (fraction V, protease-free), lyophilized.....	103
Bromothymol Blue, Sodium Salt, ACS	72
Brush, Red Sable, Size 00000.....	136
Burgundy – MIDI Kit.....	32, 92
Burgundy – Mini Kit.....	32, 81, 92, 100
1,3-Butanediol dimethacrylate, 98%	256, 266
1,4-Butanediol diacrylate, min. 85%	256, 265
1,4-Butanediol diglycidyl ether.....	258
1,4-Butanediol dimethacrylate, min. 90%	256, 266
2-n-Butoxyethyl methacrylate, ~99%	254
1,4-Butanediol diglycidyl ether.....	265
2-n-Butoxyethyl methacrylate, ~97%.....	266
C	
Cacodylic acid, sodium salt, solution, 0.2M, pH 7.4	107
Cacodylic acid, sodium salt trihydrate.....	107
Carbon Coated Grids.....	129, 130, 131
β-Carboxyethyl Acrylate, Distribution	268
Cedarwood oil.....	127
Cellulose, hydroxyethyl ether.....	300, 302
Cellulose, methyl hydroxyethyl ether.....	300, 302
Cellulose, phosphate (Selectacel® phosphate).....	350
CellVue® Dyes for Membrane Labeling.....	92
Chien Embedding Molds, Universal	53
Chitosan.....	297, 300, 302
Chlorazole Black E.....	30, 80
Chlorazole Black E, C.I. 30235, certified.....	80
Chloroauric acid.....	103
3(4)-Chloromethylstyrene (VBC) ≥96%	268
Cholesterol.....	26
Cholesteryl Nonanoate.....	299, 355
Cholesteryl Oleyl Carbonate	299
Chromatographic Grade.....	200
Cibacron Blue, F3GA	30, 81, 100
Cibacron Blue, F3GA, C.I. 61211, Affinity Chromatography Grade	81, 100
CiDehol® ST Sterile 70% IPA from Decon Laboratories	149
Cinnamyl methacrylate.....	258, 261, 268
CitraMount™ Medium	127
0.5M Citrate-Citric Acid Buffer, pH 4.6±0.2, 10X Concentrate.....	107
Claret – MIDI Kit.....	32, 92
Claret – Mini Kit	32, 92
Clear-Advantage Xylene Substitute.....	47
CMCP macroinvertebrate mounting media	128
Colloidal.....	177
Conflikt® (16 oz.).....	149
Congo Red	30, 33, 71, 81
Congo Red, C.I. 22120, certified (Direct Red 28).....	81
Contrad® 70, soak cleaner from Decon Laboratories	149
Coomassie® Blue G250.....	30, 72
Coomassie® Blue G250, C.I. 42655.....	72
Coomassie® Blue R250.....	30, 81
Coomassie® Blue R250, C.I. 42660.....	81
Coplin Slide Staining Jar	146
Copper (II) methacrylate.....	256, 268
Corn Pollen.....	202
Coumarin 1.....	87
Coumarin 6, laser grade.....	32, 87
Cresyl Violet Acetate	30, 81
Cresyl Violet Acetate, certified	81
Cryptosporidium Control Slides	126
2-Cyanoethyl acrylate	258, 269
Cyanoditoly Tetrazolium Chloride (CTC)	32, 87
Cyclic Olefin Copolymers (COC)	303
Cyclodienes Plate Assay Kit	154

Product Names

D	
DDE/DDT Plate Assay Kit.....	154
1,10-Decanediol dimethacrylate.....	256
De-Calcify Block Solution.....	44
1,10-Decanediol dimethacrylate.....	269
De-Hibit 200.....	350
Deli-Cal Block Solution.....	44
Delicate Melanin Bleach Kit for Special Stains and IHC.....	46
Dental wax.....	147
DEPC-Carbodiimide (EDAC).....	191
D.E.R. (Dow epoxy resins).....	304
Dextran.....	300, 303, 304
Dextran, FITC.....	72
Dextran sulfate, sodium salt.....	300, 304
4',6-Diamidino-2-phenylindole dihydrochloride (DAPI).....	32, 87
Diallyl Maleate.....	261, 270
Diamond Knife.....	137
Diatrizoate sodium.....	104
1,4-Diazabicyclo(2,2,2)octane.....	104
Dibutyltin dilaurate.....	58, 270, 344
Dicyclopentenyloxyethyl acrylate.....	258, 270
Diethylene glycol diacrylate (DEGDA).....	257, 271
Diethylene glycol dimethacrylate.....	257, 271
Differential Quik Stain Kit (Modified Giemsa).....	33, 67
2-Diisopropylaminoethyl methacrylate.....	256, 271
1,9-dimethyl methylene blue zinc chloride double salt.....	72
Dimethylaminoethanol (DMAE).....	58, 344
Dipentaerythritol pentaacrylate (mixture of tetra-, penta-, hexaacrylate).....	257, 273
DispersEZ-300.....	199
Disposable Base Molds.....	51
Diuron Plate Assay Kit.....	154
Divinylbenzene.....	273
dl-Lactide.....	279
DMP-30.....	58, 65, 344, 64
DMTAP Chloride.....	24, 113
DODAP.....	25, 114
Dodeceny succinic anhydride (DDSA).....	59, 344
DODMA.....	25, 114
DOSPA Chloride.....	24, 113
DOTAP Chloride.....	23, 112
DOTAP Methyl Sulfate.....	112, 23
DOTMA Chloride.....	24, 113
2,4-D Plate Assay Kit.....	152
DPTAP Chloride.....	24, 113
Dragon Green Intensity Standard.....	213
DSPC.....	26
DSTAP Chloride.....	24, 113
2,4-D Tube Kit.....	152
Duramycin-LC-Biotin.....	72
E	
EasyFILL™.....	380
Eco-Fix MB (Molecular Biology) Tissue Fixative, 1x.....	37
EdgeCONTROL™.....	380
ElectroPure™ Silver Stain Kit.....	93
Embedding Mold Release Spray.....	49
Embedding Molds.....	53, 54
Embedding Molds – Multispecimen, Flat - Opaque.....	53
Embedding Molds – Silicone, Flat.....	53, 54
Embedding Molds – Silicone, Flat, Numbered Cavities – Opaque.....	53
Embedding Molds – Silicone, Round.....	54
Embed-It™ Low Viscosity Epoxy Kit.....	30, 59
EM Grade.....	191
Eosin Y.....	30, 33, 67, 69, 82
Eosin Y, 0.5% alcoholic solution, Acidic.....	33, 67
Eosin Y, 1% alcoholic solution, Non-Acidic.....	33, 67
Eosin Y, C.I. 45380, certified.....	82
Epon® Resin 828.....	59, 304
Epoxy Adhesive.....	379
Epoxy Adhesive Kit.....	379
Epoxy Encapsulant Kit/PC440AB.....	378
Epoxy Resin Removal Kit.....	59
ERL-4221.....	60
Estradiol Sepharose® 6B Novel Immobilized Steroid Beads.....	100
Ethylene glycol diacrylate.....	257, 274
Ethylene glycol diglycidyl ether (EGDGE).....	60, 274
Ethylene glycol diglycidyl ether (Quetol 651).....	258
Ethylene glycol dimethacrylate, 99.7%.....	257, 274
Ethylene Vinyl Acetate.....	305
F	
Fast Blue.....	32, 33, 74, 88
Fast Green.....	30, 82
Fast Green FCF, C.I. 42053, certified.....	82
Filipin (from Streptomyces filipinensis).....	88
FITC / PE Compensation Standard.....	223
Flash Red Intensity Standard.....	213
Florisil®.....	345
Flow Check™ High Intensity Alignment Grade Particles.....	222
Flow Check™ Ruby Red Fluorescent.....	221, 227
Flow Check™ YG Kit 2.0.....	225
Flow Check™ YG Kit 6.0.....	225
Flow Cytometry Absolute Count Standard™.....	232
Flow Cytometry Protein A Antibody Binding Beads.....	224
Flow Cytometry Protein G Antibody Binding Beads.....	224
Flow Fix Fixative Kits.....	38
Fluoresbrite® Bright Blue (BB) Carboxylate Microspheres.....	171
Fluoresbrite® Calibration Grade Size Range Kit.....	221, 232
Fluoresbrite® Carboxylate Color Range Kit II.....	174
Fluoresbrite® Carboxylate Size Range Kit I.....	174
Fluoresbrite® Europium (Eu) Chelate Carboxylate.....	173
Fluoresbrite® Multifluorescent Microspheres.....	170
Fluoresbrite® Polychromatic Red Microspheres.....	170
Fluoresbrite® PolyFluor® Microspheres.....	171
Fluoresbrite® Yellow Green (YG) Microspheres.....	169, 220

Fluoresbrite® Yellow Green (YG) Carboxylate Microspheres.....	172
Fluoresbrite® Yellow Orange (YO) Carboxylate Microspheres.....	172
Fluorescein dimethacrylate.....	257, 259, 274
Fluorescein, Sodium Salt.....	32, 82
Fluorescein, Sodium Salt, C.I. 45350	82
Fluorescence Reference Standards	219, 226, 227, 230
Fluorinated Ethylene Propylene Copolymer	299, 305
Fluridone Assay Kit.....	154
Fmoc-amine PEG carboxylic acid	367
Fmoc-amine PEG NHS	367
Fontana Masson Stain Kit.....	33, 72
Formaldehyde 37%, U.S.P.....	38
Formaldehyde, methanol free, Ultra Pure.....	38
Formalin, 10% neutral buffered (phosphate buffer).....	38
Formvar/Carbon Coated Grids.....	130
Formvar Coated Grids	130
Frozen Tissue Pen.....	140
Fuchsin, basic, certified, C.I. 42500	82
Fuchsin, basic (Pararosaniline)	30
Full Spectrum™.....	218, 222
Functionalized.....	201
Fungi-Fluor® Kit for Fungal Detection	33, 98
Fungi-Fluor® Pneumocystis Kit.....	33, 99
G	
Gelatin Embedding Capsules	54
GemCut® Paraffin	50
Gill's Hematoxylin #1 for Cytology	33, 68
Gill's Hematoxylin #2, double strength for Histology & Cytology.....	68
Gill's Hematoxylin #2, double strength for Histology & Cytology.....	33
Gill's Hematoxylin #3, triple strength for Histology.....	33, 68
Gill's modified OG-6 & EA.....	33, 68
Glass Beads.....	200, 201
Glass Scribe, Diamond.....	122
Glass, Ultra Microtome.....	137
Glutaraldehyde	191
Glutaraldehyde, Biological Grade	39
Glutaraldehyde, EM Grade	39
1,3-Glycerol dimethacrylate	257
Glycerol monomethacrylate, mixture of isomers	258, 260, 275
1,3-Glycerol dimethacrylate	275
Glycidyl Glycerol-Ether, Polyfunctional	258, 275
1M Glycine-HCl Buffer, pH 2.7±0.1, 10X Concentrate.....	108
GlycoGel Stain Kit.....	33, 73
Glycolide, 99.9%.....	275, 297
Glyphosate Assay Kit	154
Glyphosate Plate Assay Kit.....	154
Gomori's Trichrome Stain Kit.....	33, 72
Granular Blue (GB) Dihydrochloride.....	88
Grids - Square Mesh - Standard.....	132
Grid Storage Unit - 50 grids (5 pack).....	133
Grid Storage Unit - 100 grids	133
Grocott Methenamine Silver Stain (GMS) for Fungus & PCP	33, 73
H	
Halocarbon 200 Oil [Poly(chlorotrifluoroethylene).....	299
Halocarbon 400 Oil [Poly(chlorotrifluoroethylene).....	299, 306
Halocarbon 700 Oil [Poly(chlorotrifluoroethylene).....	299, 306
Halocarbon 1000N Oil [Poly(chlorotrifluoroethylene).....	299, 306
Hanker-Yates reagent.....	88
Harris Hematoxylin, Acidified (mercury-free)	33, 69
Hartmann's Fixative (modified Davidson's fixative).....	39
(HEMA 10) Poly Ethoxy (10) ethyl methacrylate.....	260
Hematoxylin.....	30, 33, 34, 68, 69, 71, 74, 76, 79, 82
Hematoxylin, C.I. 75290, certified (Natural black 1).....	82
1H,1H,2H,2H-Heptadecafluorodecyl methacrylate.....	259
Heparin, sodium salt (Sodium heparin, from porcine intestinal mucosa).....	105
1H,1H,2H,2H-Heptadecafluorodecyl methacrylate.....	276
1,6-Hexanediol diacrylate	257
1,6-Hexanediol dimethacrylate, min 98%.....	257
Hexafluoro-iso-propyl methacrylate.....	259, 276
Hexagonal Mesh Grids.....	130, 131
Hexamethyldisilazane (HMDS)	47
1,6-Hexanediol dimethacrylate, min 98%.....	276
1,6-Hexanediol diacrylate	276
HistoHeme.....	143
Hollandes Fixative.....	40
Hollow	199, 200
HOPE® Fixation.....	40
2-Hydroxyethyl acrylate.....	258, 260
Hydroethidine™ (Dihydroethidium bromide)	32, 88
4-Hydroxybutyl acrylate	277
2-Hydroxyethyl acrylate.....	277
2-Hydroxyethyl methacrylate.....	278
Hydroxyl PEG amine.....	368
Hydroxyl PEG azide.....	366
Hydroxyl PEG boc-amine.....	368
Hydroxyl PEG Boc-hydrazine.....	368
Hydroxyl PEG carboxylic acid.....	369
Hydroxyl PEG thiol.....	369
Hydroxyl PEG tritylthiol.....	369
Hydroxynaphthol Blue, ACS	73
Hydroxypolyethoxy (10) Allyl Ether, 98%	260
2-Hydroxypropyl acrylate	278
Hydroxypropyl Cellulose	297, 307
Hydroxypropyl methacrylate, mixture of isomers	258, 260, 279

Product Names

I	
Ilford Rapid fixer.....	134
Ilford Universal Stop Bath	134
Individual Peel-A-Way® Embedding Mold	51
Indocyanine green	89
Inverted Fluorescence Microscope.....	119
Iodoacetamide PEG alkyne.....	370
Iodoacetamide PEG azide	370
iso-Butyl methacrylate	254, 267
iso-Decyl acrylate.....	254, 269
J	
Jade – MIDI Kit.....	32, 92
Jade – Mini Kit	32, 92
Jade Solid.....	32
JB-4® Embedding Kit.....	31, 60
JB-4® Embedding Kit Replacement Bottles.....	60
JB-4® Mini Embedding Kit.....	31, 60
JB-4® Plastic Block Holders.....	142
JB-4 Plus® Embedding Kit	30, 61
JB-4 Plus® Embedding Kit Replacement Bottles....	61
JBA Aluminum Chuck (11mm shaft, 11mm diameter).....	142
Jones PAS-M Stain Kit	33, 74
K	
Karnovsky's Fixative	40
L	
L.A.B. Solution (Liberate Antibody Binding Solution)	47
Lacey Carbon Coated Grids	131
Lavender – MIDI Kit	32, 92
Lavender – Mini Kit.....	32, 92
Lead Citrate, Powdered Fines Grade (< 5 µm)	93
Lens Tissue, Ross.....	119
Light Green SF Yellowish.....	30, 83
Light Green SF Yellowish, C.I. 42095, certified	83
Lilac – Mini Kit.....	32, 92
Lithium Blue.....	33, 74
LKB Huxley Chuck.....	142
L(-)Lactide	279
LopHene® ST.....	149
LoSTRESS™ Liquid Encapsulant.....	378
Lowicryl® HM 20 Non-polar, hydrophobic, -70° C Embedding Kit.....	62
Lowicryl® HM 20 Non-polar, hydrophobic, Embedding Kit.....	31
Lowicryl® HM 23 Non-polar, hydrophobic, -80° C Embedding Kit.....	62
Lowicryl® HM 23 Non-polar, hydrophobic, Embedding Kit.....	31
Lowicryl® K4M Polar Kit, hydrophilic, -35° C Embedding Kit.....	62
Lowicryl® K4M Polar Kit, hydrophilic, Embedding Kit.....	31
Lowicryl® K11M Polar Kit, hydrophilic, -60° C Embedding Kit.....	62
Lowicryl® K11M Polar Kit, hydrophilic, Embedding Kit	31
Low Viscosity Glob Top Encapsulant.....	378
L.R. White Embedding Media.....	31, 61
Luxol Fast Blue, Ready-to-Use.....	33, 74
Lycopodium	202
M	
Magnefy™.....	181, 208
Magnetic Sampler Packs	184
Maleimide PEG biotin	370
Maleimide PEG carboxylic acid	371
Maleimide PEG NHS	371
Maroon – MIDI Kit.....	32, 92
Maroon – Mini Kit.....	32, 92
Masson's Trichrome Stain Kit	74
MAXgene® GMP Transfection Reagent	21, 110
Mayer's Hematoxylin.....	33, 69
MB3710, Standard Mixed Bed Resin.....	348
Megabead NIST Traceable Particle Size Standards.....	212
Melanin Bleach Kit.....	46
2-(2'-Methacryloxy-5'- methylphenyl)benzotriazole.....	261
2-(Methacryloxy)ethyl phosphate	255, 280
2-Methoxyethyl acrylate	254, 281
4-Methacryloxyethyl trimellitic anhydride.....	254, 255
Methacrylamidopropyltrimethylammonium chloride	280
Methacrylic anhydride.....	258, 280
2-(2'-Methacryloxy-5'-methylphenyl) benzotriazole	281
4-Methacryloxy-2-hydroxybenzophenone, min 99%	280
Methacryloxyethyl thiocarbamoyl rhodamine B....	259, 280
4-Methacryloxyethyl trimellitic anhydride.....	280
Methacryloyl-L-Lysine.....	254, 256, 281
Methoxy PEG aldehyde	357
Methoxy PEG alkyne	356
Methoxy PEG amine	356
Methoxy PEG azide	356
Methoxy PEG bromide	358
Methoxy PEG carboxylic acid.....	357
Methoxy PEG maleimide	359
Methoxy PEG NHS.....	360
Methoxy PEG silane.....	360
Methyl Methacrylate-Butyl Methacrylate Embedding Kit.....	31, 62
Methyl Methacrylate Embedding and Casting Kit..	62
Methyl methacrylate, min 99.5%.....	254, 281
2-Methyl Tetrahydrofuran.....	355
Methyl salicylate	48
Metolachlor Assay Kit	155
Metolachlor Plate Assay Kit.....	155
Michel's Transport Medium.....	49
Microdispers	199
Micron Micromolds Embedding Capsules.....	54
Microprobes and Picks.....	136
Microscope Control Slides	121
Microscope Slide Coverslips, Glass.....	120
Microscope Slide Coverslips, Plastic.....	120

Microscope Slide Holder Block.....	123
Microscope Slide Holder, Peel-A-Way.....	123
Microscope Slide Mailing Tubes.....	123
Microscope Slides, Immunofluorescence.....	121
Microscope Slides, Micropure.....	121
Microscope Slides, Plain.....	121
Microscope Slide Storage Box, Plastic large box....	123
Microscope Slide Storage Box, Plastic small box ...	124
Microscope Slide Storage Cabinet.....	123, 124
Microscope Slide Storage Cabinet Base Unit.....	124
Microtome Blades, Disposable – Heavy Duty.....	137
Mohs Lab Reagent Starter Kit.....	42
Mohs Starter Kit with Diagnostic Stains.....	42
Monoacryloxyethyl phosphate.....	255, 258
MonoStep™ Lowicryl® Embedding Media.....	63
MonoStep™ Lowicryl® K4-M Polar Embedding Kit 31	
2-N-Morpholinoethyl acrylate, 95%.....	282
2-N-Morpholinoethyl methacrylate, >95%.....	282
Mowiol® 4-88.....	128
Multiple Stain Solution.....	74
Multiple Stain Solution (Paragon).....	33
MYC-D Control Slides.....	126
Mycobacterium Control Slides.....	126
N	
N-(2-aminoethyl) methacrylamide	
hydrochloride.....	256
N-(2-Hydroxypropyl)methacrylamide.....	258, 260, 279
N-[2-(N,N-Dimethylamino)ethyl]	
methacrylamide.....	256, 272
N-(3-Aminopropyl)methacrylamide	
hydrochloride, >98%.....	256, 258, 264
N-[3-(N,N-Dimethylamino)propyl]acrylamide,	
min.95%.....	256, 272
N-[3-(N,N-Dimethylamino)propyl]	
methacrylamide.....	256, 272
N-Acryloxysuccinimide.....	258, 262
Nadic Methyl Anhydride (NMA).....	63, 345
Nanobead NIST Traceable Particle	
Size Standards.....	211
2-Naphthyl acrylate.....	255, 259, 282
2-Naphthyl methacrylate.....	259, 282
N-Benzylmethacrylamide.....	254, 259, 265
n-Butyl acrylate, min. 99%.....	254, 266
n-Butyl methacrylate.....	254, 266
n-Decyl methacrylate, 99%.....	254, 270
N-Dodecylacrylamide.....	254, 256, 273
N-Dodecylmethacrylamide.....	254, 256, 273
n-Dodecyl methacrylate.....	254, 273
Neat Stain Gram Stain Kit.....	33
Neat Stain Hematology Stain Kit.....	33, 75
Neat Stain Slide Holder.....	124
Neat Stain Trichrome Stain Kit.....	33, 75
Neodymium Iron Magnet.....	196
N-Ethylmethacrylamide.....	254, 274
NeuroVue® Filter Squares For Neuronal	
Tract Tracing.....	91
n-Hexyl acrylate, min. 98%.....	254, 276
NHS PEG alkyne.....	365
NHS PEG Boc-amine alkyne.....	374
NHS PEG Fmoc-amine alkyne.....	374
N-Hydroxyethyl acrylamide, 98%.....	277
Nichrome® Wire 1.5mm Microloop®, 1µl.....	138
Nile Blue Acrylamide.....	259, 283
Nile Blue Methacrylamide.....	283
NIR780 – MIDI Kit.....	32, 92
NIR780 – Mini Kit.....	32, 92
NIR815 – MIDI Kit.....	32, 92
NIR815 – Mini Kit.....	32, 92
N-iso-Propylacrylamide.....	255, 287
N-methyl N-vinyl acetamide.....	261, 282
2-N-Morpholinoethyl acrylate, 95%.....	256
2-N-Morpholinoethyl methacrylate, 95%.....	256
N,N-Benzyl dimethylamine.....	58, 344
N,N'-Cystaminebisacrylamide,	
Electro Pure™.....	256
N,N'-Cystaminebisacrylamide,	
Electro Pure™.....	269
2-(N,N-Diethylamino)ethyl methacrylate.....	256
2-(N,N-Dimethylamino)ethyl acrylate.....	256
2-(N,N-Dimethylamino)ethyl methacrylate,	
min. 99%.....	256
N,N-Diallylacrylamide.....	257, 258, 270
N,N-Diethylacrylamide, min. 95%.....	254, 271
2-(N,N-Diethylamino)ethyl methacrylate.....	271
2-(N,N-Dimethylamino)ethyl acrylate.....	272
2-(N,N-Dimethylamino)ethyl methacrylate,	
min. 99%.....	272
N-(n-Octadecyl)acrylamide.....	255, 283
n-Octyl methacrylate, 99+%.....	255, 284
1,9-Nonanediol dimethacrylate.....	257, 283
Nonenyl Succinic Anhydride (NSA), EM Grade.....	345
Nortestosterone Sepharose® 6B Novel	
Immobilized Steroid Beads.....	100
NoSWEET™ Wire Bond Encapsulant.....	377
n-Propyl acrylate.....	255, 287
n-Propyl methacrylate.....	255, 287
N-(t-BOC-aminopropyl)methacrylamide.....	256, 258, 263
N-tert-Octylacrylamide.....	255, 284
Nuclear Fast.....	30, 72, 75, 83
Nuclear Fast Red, 1% Solution.....	75
Nuclear Fast Red, C.I. 60760.....	83
Nuclease-Free.....	187, 209
N-vinyl acetamide (NVA).....	261, 292
N-Vinylcarbazole.....	259, 261
Nylon Wool Fiber.....	103, 139
Nylon Wool Fiber, Syringe (Gamma Irradiated).....	139
N-(γ-L-Glutamyl)-4-methoxy-2-naphthylamine.....	104
O	
1H,1H,5H-Octafluoropentyl methacrylate,	
min. 98%.....	259, 284
Octenylsuccinic anhydride.....	345
Oil Red O.....	30, 75, 83
Oil Red O, C.I. 26125, certified.....	83
Oil Red O Staining Kit.....	75
oly(ethylene glycol) diacrylate.....	318
o-Nitrobenzyl methacrylate, min. 95%.....	254, 258, 283
OptiCLEAR™ Adhesive.....	379
OptiCLEAR™ Liquid Encapsulant Fill.....	378
Orange G.....	30, 83
Orange G, C.I. 16230, certified.....	83

Product Names

Organophosphate (OP)/Carbamate Assay Kit.....	155
Osmium ammine-B.....	93
Osmium tetroxide, 4% solution.....	94
Osmium tetroxide, crystalline, 99.95%.....	94
Osteo-Bed Bone Embedding Kit.....	31, 63, 64
Osteo-Bed Plus Embedding Kit.....	31, 64
P	
Paper Mulberry Pollen.....	202
ParaClear Odorless Xylene Substitute.....	48
Paraffin Block Mailer/Holder.....	123
Parafilm.....	146
Paraformaldehyde EM Grade.....	41
Parallel Bar Pattern Grids.....	131
PCBs, Higher Chlorinated, Assay Kit.....	151
PCBs, Lower Chlorinated, Assay Kit.....	151
PCL(1,000)-b-PEG(1,000).....	298
PCL(1,000)-b-PEG(1,000)-b-PCL(1,000).....	298
PCL(1,000)-b-PEG(2,000).....	298
PCL(1,000)-b-PEG(2,000)-b-PCL(1,000).....	298
PCL(1,000)-b-PEG(5,000).....	298
PCL(1,000)-b-PEG(6,000)-b-PCL(1,000).....	298
PCL(1,000)-b-PEG(10,000)-b-PCL(1,000).....	298
PCL(5,000)-b-PEG(1,000).....	298
PCL(5,000)-b-PEG(1,000)-b-PCL(5,000).....	298
PCL(5,000)-b-PEG(2,000).....	298
PCL(5,000)-b-PEG(2,000)-b-PCL(5,000).....	298
PCL(5,000)-b-PEG(5,000).....	298
PCL(5,000)-b-PEG(5,000)-b-PCL(5,000).....	298
PCL(5,000)-b-PEG(10,000)-b-PCL(5,000).....	298
PCL-1010 Cartridge.....	352
PCL-1011 Cartridge.....	352
PCL-1020 Cartridge.....	352
PCL-1023 Cartridge.....	352, 354
PCL-1919 Cartridge.....	352
PCL-2010 Cartridge.....	351
PCL-2011 Cartridge.....	351
PCL-2111 Cartridge.....	351
PCL-5011 Cartridge.....	353
PCL-5013 Cartridge.....	353
PCL-5450 Cartridge.....	354
PCL-5452 Cartridge.....	354
PCL-5536 Cartridge.....	353
PCL-6110 Cartridge.....	353
PCL-6120 Cartridge.....	353
PCL-6310 Cartridge.....	354
Pecan Pollen.....	202
Peel-A-Way® Disposable Embedding Molds Sampler Pack.....	51
Peel-A-Way® Micro-Cut Paraffins.....	50
PEG(10,000)-b-PLA(5,000).....	298
PEG(350)-b-PLA(300).....	298
PEG(1000)-b-PLA(750).....	298
PEG(1000)-b-PLA(5000).....	298
PEG 4000 Resin.....	65
PEG(5000)-b-PLA(10,000).....	298
PEG(5000)-b-PLA(1000).....	298
PEG(5000)-b-PLA(5000).....	298
PEG dialdehyde.....	362
PEG diamine.....	361
PEG dibromide.....	361
PEG di(carboxylic acid).....	362
PEG dihydroxyl.....	363
PEG dimaleimide.....	363
PEG di(NHS).....	364
PEG di(OPSS).....	364
PEG methyl ether thiol.....	359
PEG monomethyl ether.....	358
PEI 25K™.....	22, 111, 326
PEI MAX® - Transfection Grade Linear Polyethylenimine Hydrochloride.....	22, 111, 325
1,5-Pentanediol dimethacrylate.....	257
Penoxsulam Assay Kit.....	155
Pentaerythritol tetraacrylate.....	257, 284
Pentaerythritol triacrylate.....	257, 285
Pentafluorophenyl acrylate.....	255, 259, 285
1,5-Pentanediol dimethacrylate.....	285
PEO(5800)-b-PPO(3000)- b-PEO(5800) dimethacrylate.....	257
Periodic Acid Schiff's (PAS) Stain.....	33
Periodic Acid Schiff's (PAS) Stain Kit.....	76
Persist Solvent Gel Kit™.....	346
1,4-Phenylene diacrylate.....	257
2-Phenoxyethyl methacrylate.....	255
2-Phenylethyl acrylate, min. 92%.....	255, 261
2-Phenylethyl methacrylate, min. 92%.....	255, 261
3-Phenoxy 2 hydroxy propyl methacrylate (PHPM).....	260, 285
Phen-DC.....	105
Phenolic Beads.....	199
2-Phenoxyethyl methacrylate.....	285
Phenyl acrylate, min. 95%.....	255, 261, 286
1,4-Phenylene diacrylate.....	286
2-Phenylethyl acrylate, min. 92%.....	286
2-Phenylethyl methacrylate, min. 92%.....	286
Phenyl methacrylate, >95%.....	255, 261, 286
0.05M Phosphate-Citrate Buffer, pH 5.0±0.2, 1X Powdered Blend.....	106
Phosphomolybdic acid hydrate, ACS grade.....	83
Phosphoric acid 2-hydroxyethyl acrylate ester.....	287
Phosphotungstic/Phosphomolybdic Acid.....	76
Picrosirius Red Stain Kit.....	33, 76
PLA(5,000)-b-PEG(10,000)-b-PLA(5,000).....	298
PLA(10,000)-b-PEG(10,000)-b-PLA(10,000).....	298
PLA(1000)-b-PEG(10,000)-b-PLA(1000).....	298
PLA(1000)-b-PEG(1000)-b-PLA(1000).....	298
PLA(1000)-b-PEG(4000)-b-PLA(1000).....	298
PLA(2000)-b-PEG(1000)-b-PLA(2000).....	298
PLA(5000)-b-PEG(1000)-b-PLA(5000).....	298
Plain (Hydrophilic).....	177
Plastic Microloops®.....	138
Plastic UV Mount Mounting Media.....	128
Plastic weighing dish.....	145
Plum - MIDI Kit.....	32, 92
Plum - Mini Kit.....	32, 92
Pneumocystis jiroveci Control Slide.....	126
Poly(2,6-dimethyl-1,4-phenylene oxide).....	315
Poly(2-chloro-1,3-butadiene).....	299, 314
Poly(2-ethyl-2-oxazoline).....	296, 301, 326

Product Names

Poly(2-hydroxyethyl methacrylate).....	300, 327	Poly/Bed® 812 Embedding Media.....	64
Poly(2-hydroxyethyl methacrylate/ methacrylic acid) [90:10].....	296, 301, 327	Poly/Bed® 812 (Luft formulations) Embedding Kit / DMP-30.....	31, 65
Poly(2-hydroxypropyl methacrylate).....	328	Poly/Bed® 812 (Luft formulations) Mini Kit.....	31, 65
Poly(2-vinyl-1-methylpyridinium bromide, 20% soln. in water.....	297, 301, 338	Poly/Bed® 812 Mini Kit/BDMA (Glauert Version).....	64
Poly(2-vinylpyridine).....	297, 338, 301	Poly(benzyl methacrylate).....	296, 311
Poly(2-vinylpyridine N-oxide).....	297, 301, 339	Polybrominated Diphenyl Ethers (PBDE), Assay Kit.....	152
Poly(3,4-ethylenedioxythiophene) / poly(styrenesulfonate),.....	298	Poly(butadiene/maleic acid) 1:1 (molar).....	296, 300, 311
Poly(3,4-ethylenedioxythiophene)/ poly(styrenesulfonate), aqueous dispersion (PEDT/PSS).....	316	Poly(butadiene/maleic anhydride) 1:1 (molar).....	300, 311
Poly([-3-hydroxybutyric acid].....	297, 327	Polycaprolactam.....	296, 297, 312
Poly(4-aminostyrene).....	297, 310	Polycaprolactone.....	297
Poly(4-vinylphenol).....	299, 338	Polycaprolactone diol.....	297
Poly(4-vinylpyridine).....	297, 301, 339	Polycaprolactone, powdered.....	297, 313
Polyacrylamide.....	296, 300, 307	Poly(chlorotrifluoroethylene).....	299, 314
Poly(acrylamide/acrylic acid), Na Salt.....	296, 300, 308	Poly/Clear Solvent.....	48
Poly(acrylamide/sodium acrylate) [70:30].....	307	PolyCut-Ease.....	66, 145
Poly(acrylic acid).....	296, 300, 308, 309	Poly(diallyldimethylammonium chloride).....	297, 300, 310
Poly(acrylic acid) sodium salt.....	296, 300, 309	Poly(dimethylsiloxane-b-ethylene oxide), methyl terminated.....	298
Polyacrylonitrile, co-polymer with 6% methyl acrylate	309	Poly(dl-lactic acid).....	298
Polyacrylonitrile (PAN 200, 000).....	309	Poly(D,L-lactide), acid-terminated, IV 0.2 dl/g, MW 15000.....	329
Poly(acryloyl chloride), 25% soln. in dioxane.....	300	Poly(D,L-lactide-co-glycolide), acid-terminated, IV 0.2 dl/g, Mw 15000.....	329
Poly(acryloyl chloride), 25% soln. in dioxane.....	309	Poly(dl-lactide/glycolide).....	298, 330
Poly(allyl Amine).....	297, 300, 310	Poly ether ether ketone (PEEK).....	315
Poly(allylamine hydrochloride).....	297, 310	Polyethylene.....	315
Polyaniline, Emeraldine form.....	297, 298, 310	Polyethylene, branched.....	341
Polyballs.....	197, 198	Polyethylene, chlorinated, 25% Cl.....	299
Polybead® Acrylate Microspheres.....	164	Poly(ethylene glycol).....	299, 316, 341
Polybead® Amino Microspheres.....	163	Poly(ethylene glycol) (200) adipate.....	299, 316
Polybead® Amino Sampler Kit.....	163	Poly(ethylene glycol) bis (2-amin-ethyl).....	297
Polybead® Black Dyed Microspheres.....	165	Poly(ethylene glycol) bis (2-aminoethyl).....	299, 316
Polybead® Blue Dyed Microsphere Sampler Kit.....	166	Poly(ethylene glycol)-bisphenol A diglycidyl ether adduct.....	299
Polybead® Carboxylate Blue Dyed Microspheres...167		Poly(ethylene glycol)-bisphenol A diglycidyl ether adduct.....	317
Polybead® Carboxylate Green Dyed Microspheres 168		Poly(ethylene glycol) methylether acrylate, MW 10000.....	318
Polybead® Carboxylate Microspheres.....	162	Poly(ethylene glycol) monomethyl ether.....	299, 319
Polybead® Carboxylate Orange Dyed Microspheres	168	Poly(ethylene glycol) (n) diacrylate.....	299, 317
Polybead® Carboxylate Red Dyed Microspheres...167		Poly(ethylene glycol) (n) diglycidyl ether.....	299, 317
Polybead® Carboxylate Sampler Kit I.....	162	Poly(ethylene glycol) (n) dimethacrylate.....	299, 318
Polybead® Carboxylate Yellow Dyed Microspheres	168	Poly(ethylene glycol) (n) distearate.....	66, 299, 319
Polybead® Carboxy-Sulfate Microspheres.....	163	Poly(ethylene glycol) (n) monomethacrylate.....	299
Polybead® Crosslinked Melamine Particles.....	199	Poly(ethylene glycol) (n) monomethyl ether monomethacrylate.....	299, 320
Polybead® Dyed Microsphere Kit I.....	167	Poly(ethylene glycol) / Poly(lactic acid) Diblock and Triblock Polymers (PEG/PLA).....	320, 321
Polybead® Dyed Microsphere Kit II.....	167	Poly(ethylene glycol terephthalate).....	299, 321
Polybead® Hollow Microspheres.....	198	Polyethylene, linear.....	341
Polybead® Hydroxylate Microspheres.....	164	Poly(ethylene/maleic anhydride) 1:1 (molar).....	300
Polybead® Poly(methyl methacrylate) Microspheres	198	Poly(ethylene/maleic anhydride) 1:1 (molar).....	296, 322
Polybead® Polystyrene Blue Dyed Microspheres...165		Polyethylene Molding Cup Trays.....	55
Polybead® Polystyrene Red Dyed Microspheres...166		Poly(ethylene oxide).....	300, 301, 322
Polybead® Polystyrene Violet Dyed Microspheres.166		Poly(ethylene oxide-b-propylene oxide).....	298, 301, 322
Polybead® Polystyrene Yellow Dyed Microspheres166		Poly(ethylene/vinyl acetate).....	322
Polybead® Sampler Kit I.....	161	Polyethylenimine, Branched.....	297, 323
Polybead® Sampler Kit III.....	161	Polyethylenimine, Branched, Mw 70,000,	
Poly/Bed® 812 Embedding Kit / BDMA (Glauert Version).....	31, 64		

Product Names

50% w/v aq. soln.	323		
Polyethylenimine, Linear.....	297, 324	Poly(oxyethylene) sorbitan monolaurate (Tween 20®)	333, 103
Polyethylenimine, Linear, MW 25000, Transfection Grade (PEI 25K)	111, 22, 326	PolyPress™ Tissue Embedding Tampers, small	139
Polyethylenimine “Max” – High Potency Linear PEI 324		Polypropylene	200, 334
Polyethylenimine “Max”, (MW 4,000*) High Potency Linear PEI	297, 325	Polypropylene, Chromatographic Grade	301
Polyethylenimine “Max”, (MW 40,000) High Potency Linear PEI	297, 325	Poly(propylene glycol) (600) diglycidyl ether	334
Polyethylenimine “Max”, (MW 160,000*) High Potency Linear PEI	297	Poly(propylene glycol) dimethacrylate.....	334
Poly(ethyl methacrylate) Beads.....	199	Poly[(R)-3-hydroxybutyrate]	297, 327
PolyFin® Paraffin	30, 50	Polysine™ Coated Microscope Slides	121
PolyFreeze	31, 56	Polystyrene.....	300, 334, 342
Poly(furfuryl alcohol).....	326	Polystyrene Beads	197
PolyGlass CoverSlipping Medium	120	Poly(styrene/butadiene) [85:15]	335
Poly(glycolic acid) [i.v. 1.0-2.0]	297, 326	Poly(styrene/divinyl benzene).....	335
PolyGuard, Paraffin Repellent	50, 143	Poly(styrenesulfonic acid).....	296, 301, 335
Polyisobutylene	328	Poly(styrenesulfonic acid), sodium salt	296, 301, 335, 342
Poly(iso-butyl methacrylate).....	311	Poly(tert-butyl methacrylate).....	296
Poly(iso-butyl methacrylate) fine powder, [η] = 0.60.....	296	Poly(tetrafluoroethylene).....	200, 299, 335
Poly(iso-propyl methacrylate)	296, 334	PolyTransport Buffer.....	49, 108
Poly(Lactic Acid-co-Glycolic Acid) Uniform	197	Poly(trimethylene carbonate), 1.8 dL/g	335
Poly(Lactic Acid-co-Glycolic Acid) Uniform Dry Microspheres.....	331	Poly(vinyl acetate)	301, 336
Poly/LEM Fixative.....	41	Poly(vinyl acetate), 40% hydrolyzed	301, 336
PolyLink Protein Coupling Kit.....	191	Poly(vinyl alcohol)	300, 301, 336
Poly(l-lactic acid).....	298, 329	Poly(vinyl alcohol), N-methyl-4(4'-formylstyryl)pyridinium methosulfate acetal.....	299, 301, 336, 337
Poly(l-lactic acid) Molecular Weight Kit	330	Poly(vinylamine) hydrochloride.....	297, 301, 337
Poly(l-lactide/glycolide) [70:30]	298, 331	Poly(vinyl cinnamate)	299, 337
Poly(L-lactide), I.V. 2.4 dL/g.....	328	Poly(vinylferrocene)	339
Poly(l-lysine hydrobromide)	297, 301, 331	Poly(vinylidene fluoride).....	299, 337
Poly(maleic acid).....	296	Poly(vinyl methyl ether), 50% aqueous solution	301
Poly(maleic acid), 50% soln. in water	301, 331	Poly(vinyl methyl ether), 50% aqueous solution....	337
Poly(maleic anhydride)	300, 331	Poly(vinylphosphonic acid), 30% Soln.....	301, 338
Poly(maleic anhydride 1-octadecene) 1:1 (molar).....	300	Poly(vinyl phosphoric acid), sodium salt.....	296
Poly(methacrylic acid)	296, 301, 332	Poly(vinyl phosphoric acid), sodium salt.....	301
Poly(methacrylic acid) ammonium salt, 30% soln. in water.....	296, 301, 332	Poly(vinyl phosphoric acid), sodium salt.....	335
Poly(methacrylic acid) sodium salt, 30 % soln. in water.....	296, 301, 332	Poly(vinylsulfonic acid) sodium salt,	301
Poly(methacryloyl chloride), 25% soln. in dioxane	300, 332	Poly(vinylsulfonic acid) sodium salt, 25% soln. in water.....	340
Poly[methylene(polyphenyl) isocyanate]	311, 333	Poly(ε-caprolactone)-block-poly (ethylene glycol).....	313, 314
Poly(methyl methacrylate).....	296, 332, 341	Potting Compound Kit	380
Poly(methyl methacrylate), isotactic	342	Prionex®	103
Poly(methyl methacrylate/methacrylic acid)	296, 333	ProMag® HP Streptavidin.....	183
Poly-Mount®.....	128	ProMag® Protein G.....	184
Poly-Mount Xylene	129	Propylene Oxide, EM Grade.....	48, 258, 287
Poly(n-butyl methacrylate).....	312	Protein A Microspheres	176
Poly(N-iso-propylacrylamide).....	296, 301, 333	Protein G Microspheres.....	176
Poly(N-methylvinylamine).....	297, 333	Protozoan (SAF) Control Slides	126
Poly-NoCal End Point Determination Kit.....	45	Protozoan (Zinc PVA) Control Slides.....	126
Poly-NoCal & Fixative	44	Prussian Blue Iron Stain Kit (Reaction for Demonstration of Iron).....	33, 76
Poly(N-vinyl acetamide).....	301, 339	PSVue® 380.....	89
Poly(N-vinylcarbazole).....	299	PSVue® 550.....	90
Poly(N-vinylpyrrolidone).....	297, 301, 339	PSVue® 643.....	90
Poly(N-vinylpyrrolidone/vinyl acetate), 50% soln. in isopropanol	301, 340	PSVue® 794.....	90
		PSVue® Biotin	90

PSVue® reagents.....	89
Pullulan, desalinized.....	340
Pyrethroid Assay Kit.....	155
Pyronin Y.....	30, 84
Pyronin Y, C.I. 45005, certified.....	84

Q

QuantumPlex™.....	179
QuantumPlex™M.....	180
QuantumPlex™M SP.....	180
QuantumPlex™ SP.....	180
Quantum™ MESF.....	229
Quantum™ QC.....	218, 223
Quantum™ Simply Cellular®.....	229, 230
Quartz Coverslips.....	120
Quartz Microscope Slides.....	122
QuickCal® v. 2.3 Data Analysis Program.....	230

R

Ragweed Pollen.....	202
Rapid PTAH Stain Kit.....	77
Red Iron Oxide Particles.....	201
Red – MIDI Kit.....	32, 92
Red – Mini Kit.....	32, 92
Red Plus.....	32
Red Solid.....	32
Reticulin Stain Kit.....	33, 77
Reverse Action Tweezers.....	135
Rhodamine 6G.....	30, 32, 84
Rhodamine 6G, C.I. 45160.....	32, 84
Right Reference Standard™.....	222
Rose Bengal, C.I. 45440, certified.....	84
Rubis Tweezers.....	136

S

S957, Mixed Acid Cation Resin.....	348
Saffron.....	77
Safranin O.....	30, 84
Safranin O, C.I. 50240, certified.....	84
SaniHol ST 70%.....	150
SAR-GEL® Water Indicating Paste.....	147
Scott's Bluening Reagent.....	33, 69
sec-Butyl acrylate.....	254, 267
sec-Butyl methacrylate.....	254, 267
Silane PEG alkyne.....	373
Silane PEG azide.....	373
Silica Microspheres.....	177, 178
Silver Nitrate.....	72, 78, 98
Silver Protein for Histology, Strong.....	95
Simply Cellular®.....	228
Simply Cellular® anti-Mouse for Violet Laser.....	224
Simply Cellular® Compensation Standards.....	224, 228
Single Edge Razor blades, individually wrapped.....	137
Sirius Red.....	30, 84
Sirius Red, C.I. 35780.....	84
Size Calibration Standards Kit.....	231
Slide 4-Pack.....	214
Slot Grids.....	131
Small Bead Calibration Kits.....	231
Smooth Rack.....	146

0.1M Sodium Bicarbonate-Sodium Carbonate Buffer, pH 9.6±0.2, 1X Powdered Blend.....	108
Sodium Dodecyl Sulfate (SDS) Anionic Surfactant.....	103, 193
Soft Block.....	144
Soft Nail.....	144
Spherical Ferromagnetic Iron Powder.....	201
Spinosyn Assay Tube Kit.....	156
SporGone.....	150
Spurr Low Viscosity Embedding Kit.....	53, 65
SPURR Low Viscosity Kit.....	31
Square Mesh Grids, – Thick Thin Pattern.....	132
Square Mesh Grids, Thin Bar – High Definition.....	132
StainRITE® Giemsa Stain (for May-Grünwald).....	33, 69
StainRITE® May-Grünwald Giemsa Phosphate Buffer pH 7.2.....	108
StainRITE® May-Grünwald Stain Solution.....	33, 70
StainRITE® Wright-Giemsa Stain Phosphate Buffer pH 6.8.....	109
StainRITE® Wright Stain Solution.....	33, 70
Stains-all.....	78
StainTray™ Slide Staining System.....	125
StarLight™ Calibration Individual Slides.....	214
StarLight™ Collection.....	214
Storage Envelopes, Photographic.....	134
Streptavidin Conjugated Microspheres.....	175
Sudan Black B.....	30, 85
2-Sulfoethyl methacrylate, >90%.....	254, 260
3-Sulfopropyl acrylate, potassium salt.....	254
3-Sulfopropyl dimethyl-3-methacrylamidopropylammonium, inner salt.....	260, 288
3-Sulfopropyl methacrylate, potassium salt, 98%.....	254, 260, 288
2-Sulfoethyl methacrylate, >90%.....	288
3-Sulfopropyl acrylate, potassium salt.....	288
Super Decalcifier I: Delicate.....	45
Super Decalcifier II: Heavy Duty.....	45
Super Frosted Microscope Slides.....	122
Super PAP Pen, 4mm tip.....	140
Super PAP Pen – Fine Tip, 2.5mm tip.....	140
SureCount™ Particle Count Standards.....	213
2,4,6-sym-Collidine Buffer Kit, EM Grade.....	49
Szechrome NAS.....	77

T

TB Fluorostain Kit.....	33, 99
TDMAC-heparin (Tridodecylmethylammonium heparinate).....	105
2-(tert-Butylamino)ethyl methacrylate, min. 90%.....	256, 258, 267
Terry's Polychrome Methylene Blue 2% Aqueous.....	34, 78
Tetrachrome Stain, certified (MacNeal).....	85
Tetrachrome Stain (MacNeal).....	30
Tetraethylene glycol diacrylate (TetEGDA).....	289
Tetraethylene glycol dimethacrylate.....	257, 289
Thiazole orange.....	32, 89
Thiol PEG amine hydrochloride.....	372
Thiol PEG Boc-hydrazine.....	372
Thiol PEG carboxylic acid.....	372
Thionin, C.I. 52000, certified.....	85

Product Names

THS PEG OPSS.....	372
Time Delay Calibration Standard	221
Tissue Cassettes.....	55
Tissue Flotation Workstation w/ 8" x 8" x 2 1/4" Deep Dish.....	139
Tissue Flotation Workstation w/ 8" x 11" x 2" Large Dish, HistoOrientor & Dryer.....	139
Tissue Marking Dye – 5 Color Kit.....	43
Tissue Marking Dye – 7 Color Kit.....	42
Tissue Marking Dye Replacement Bottles – 2 oz. and 8 oz.....	43
Tissue Tack™ Microscope Slides – Plus (+) Glass.....	122
Toluidine Blue O.....	30, 85
Toluidine Blue O, C.I. 52040, certified	85
Toluidine Blue O, C.I. 52040, purified	30, 85
Total Cutting Solution Kit.....	144
Transporter® 5 Transfection Reagent	21, 110
1,1,1-Trimethylolpropane triacrylate.....	257
2,2,2-Trifluoroethyl acrylate.....	259
2,2,2-Trifluoroethyl methacrylate.....	259
2,4,6-Tribromophenyl acrylate.....	255, 289
3,3,5-Trimethylcyclohexyl methacrylate	255
Triazine Metabolite Plate Assay Kit	156
Triclosan Assay Kit.....	152
Tricyclodecane dimethanol diacrylate	257, 258, 289
Triethylene glycol diacrylate.....	257, 290
Triethylene glycol dimethacrylate.....	257, 290
2,2,2-Trifluoroethyl acrylate.....	290
2,2,2-Trifluoroethyl methacrylate.....	291
1,1,1-Trimethylolpropane triacrylate (TriMPTA)	291
3,3,5-Trimethylcyclohexyl methacrylate	291
Trimethylene Carbonate (1, 3-Dioxan-2-one)	290
1,1,1-Trimethylolpropane trimethacrylate.....	291
Tris-Borate-EDTA Buffer (TBE Buffer) pH 8.3±0.2, 1X Powdered Blend.....	107
Tris-Borate-EDTA Buffer (TBE Buffer), pH 8.3±0.2, 10X Concentrate	107
Tris Buffered Saline (TBS), pH 8.0±0.2, 10X Concentrate	109
Tris-Glycine Buffer (TG Buffer), pH 8.3±0.2, 10X Concentrate.....	108
Triton® X-100.....	104
Triton® X-100, 10% aqueous solution.....	104
Triton® X-100 Nonionic Surfactant.....	193
Tritythiol PEG NHS.....	373
Tungsten Carbide Blades, Disposable	137
12-Tungstosilicic Acid	347
Tween® 20 Nonionic Surfactant.....	193
Tweezers, 7 Dumont INOX, epoxy coated, curved tip.....	136
Tyramine, ≥ 98%.....	347

U

UCW3700, Low TOC Mixed Bed	349
UCW5072, Low TOC Strong Base Anion Resin	348
Ultra Low Viscosity Embedding Kit	65
Ultrapure Poly(Acrylic Acid).....	308
Ultra Rainbow Fluorescent Particles	218, 223
Unconjugated Gold Colloid (GC).....	95
Uranyl Acetate 98%, ACS Reagent.....	96

Uranyl Formate	96
UV Curable Encapsulant & Adhesive.....	379
Uvitex® 2B.....	89, 347

V

Verhoeff Van Gieson Elastin Stain Kit.....	78
Viability Dye Compensation Standard	225, 231
ViaCheck™ Viability and Concentration Standards	216
ViaCheck™ Viability and Concentration Standards SingleShots™	217
Vibratome Injector Blades.....	138
Villanueva Osteochrome Bone Stain.....	34, 78
4-Vinylpyridine	261, 292
Vinyl azlactone	261, 292
Vinylferrocene	261, 292
Vivaspin® Ultrafiltration Device.....	196
Von Kossa Method for Calcium Kit.....	34, 79

W

Weigert's Hematoxylin Kit (Solution A & B)	34, 79
Wright Stain.....	30, 33, 70, 85
Wright Stain, certified.....	85
Wrinkle Out Water Bath Solution.....	139, 145

X

XTT	106
Xylene, histology grade.....	49

Z

Zinc Formalin Fixative, pH 6.25.....	41
--------------------------------------	----

BLIAA022-5.....	196	BLI488B-5.....	229	BLI827C-14.....	229
BLI10BS-25.....	217	BLI488C-14.....	229	BLI828A-1.....	229
BLI20BS-25.....	217	BLI512-5.....	222	BLI829B-5.....	231
BLI20BS-75.....	217	BLI515-5.....	222	BLI829C-14.....	231
BLI25BS-25.....	217	BLI518-5.....	222	BLI830A-1.....	221
BLI25BS-75.....	217	BLI521-5.....	222	BLI830B-5.....	221
BLI30BS-25.....	217	BLI550-5.....	224, 228	BLI830C-14.....	221
BLI30BS-75.....	217	BLI551-5.....	224, 228	BLI832-1.....	231
BLI40BS-25.....	217	BLI552-5.....	224, 228	BLI833-1.....	231
BLI40BS-75.....	217	BLI553-1.....	224, 225	BLI834-1.....	231, 232
BLI50BS-25.....	217	BLI553-5.....	224	BLI835A-1.....	224
BLI60NS-25.....	217	BLI553-14.....	224	BLI835B-5.....	224
BLI60NS-75.....	217	BLI554-1.....	224	BLI885A-1.....	218, 222, 223
BLI70NS-25.....	217	BLI554-5.....	224	BLI885B-5.....	218, 222
BLI70NS-75.....	217	BLI554-14.....	224	BLI885C-14.....	218, 222
BLI80NS-25.....	217	BLI555A-1.....	229	BLI886A-1.....	219, 226
BLI80NS-75.....	217	BLI555B-5.....	229	BLI886B-5.....	219, 226
BLI239A-2.....	179	BLI555C-14.....	229	BLI886C-14.....	219, 226
BLI239B-10.....	179	BLI555PA-1.....	229	BLI887A-1.....	219, 226
BLI239C-20.....	179	BLI555PB-5.....	229	BLI887B-5.....	219, 226
BLI250A-1.....	180	BLI555PC-14.....	229	BLI887C-14.....	219, 226
BLI250B-5.....	180	BLI580-10.....	232	BLI889A-1.....	220, 227
BLI21940-1.....	184	BLI610A-1.....	218, 223	BLI889B-5.....	220, 227
BLI21950-1.....	184	BLI610B-5.....	218, 223	BLI889C-14.....	220, 227
BLI21960-1.....	173	BLI610C-14.....	218, 223	BLI890A-1.....	219, 226
BLI214A-1.....	180	BLI6110-10.....	193	BLI890B-5.....	219, 226
BLI214B-3.....	180	BLI611A-1.....	218, 223	BLI890C-14.....	219, 226
BLI215A-1.....	179	BLI611B-5.....	218, 223	BLI891A-1.....	219, 226, 230
BLI215B-5.....	179	BLI611C-14.....	218, 223	BLI891B-5.....	219, 226, 230
BLI215C-10.....	179	BLI647A-1.....	230	BLI891C-14.....	219, 226, 230
BLI217A-1.....	180	BLI647B-5.....	230	BLI892A-1.....	220, 227, 230
BLI217B-3.....	180	BLI647C-14.....	230	BLI892B-5.....	220, 227, 230
BLI218A-1.....	179	BLI725-5.....	218, 223	BLI892C-14.....	220, 227, 230
BLI218B-5.....	179	BLI810A-1.....	228	BLI893A-1.....	220, 227
BLI218C-10.....	179	BLI810B-5.....	228	BLI893B-5.....	220, 227
BLI219A-2.....	179	BLI810C-14.....	228	BLI893C-14.....	220, 227
BLI219B-10.....	179	BLI812A-1.....	228	BLI894A-1.....	219, 226, 230
BLI219C-20.....	179	BLI812B-5.....	228	BLI894B-5.....	219, 226, 230
BLI234A-1.....	180	BLI812C-14.....	228	BLI894C-14.....	219, 226, 230
BLI234B-3.....	180	BLI813A-1.....	228	BLI895A-1.....	219, 226
BLI235A-1.....	179	BLI813B-5.....	228	BLI895B-5.....	219, 226
BLI235B-5.....	179	BLI813C-14.....	228	BLI895C-14.....	219, 226
BLI235C-10.....	179	BLI815A-1.....	229	BLI897A-1.....	219, 226, 230
BLI237A-1.....	180	BLI815B-5.....	229	BLI897B-5.....	219, 226, 230
BLI237B-3.....	180	BLI815C-14.....	229	BLI897C-14.....	219, 226, 230
BLI238A-1.....	179	BLI816A-1.....	229	BLI898A-1.....	219, 226
BLI238B-5.....	179	BLI816B-5.....	229	BLI898B-5.....	219, 226
BLI238C-10.....	179	BLI816C-14.....	229	BLI898C-14.....	219, 226
BLI250C-10.....	180	BLI817A-1.....	229	BLI899A-1.....	220, 227
BLI251A-1.....	180	BLI817B-5.....	229	BLI899B-5.....	220, 227
BLI251B-3.....	180	BLI817C-14.....	229	BLI899C-14.....	220, 227
BLI252A-1.....	180	BLI820A-1.....	223	BLI901A-1.....	219, 226
BLI252B-5.....	180	BLI820B-5.....	223	BLI901B-5.....	219, 226
BLI252C-10.....	180	BLI820C-14.....	223	BLI901C-14.....	219, 226
BLI253A-1.....	180	BLI822A-1.....	230	BLI905A-1.....	220, 227
BLI253B-3.....	180	BLI822B-5.....	230	BLI905B-5.....	220, 227
BLI3945-10.....	103, 193	BLI823A-1.....	230	BLI905C-14.....	220, 227
BLI450-3.....	225, 231	BLI823B-5.....	230	BLI906A-1.....	219, 226, 230
BLI451-3.....	225, 231	BLI823C-14.....	230	BLI906B-5.....	219, 226, 230
BLI4605-10.....	193	BLI827A-1.....	229	BLI906C-14.....	219, 226, 230
BLI488A-1.....	229	BLI827B-5.....	229	BLI908A-1.....	219, 227

Catalog Codes

BLI908B-5.....	219, 227	00226.....	31	0972A-20.....	94
BLI908C-14.....	219, 227	00226-1.....	60	0972B-5.....	94
BLI1909-10.....	191	0226A-800.....	60	0972C-20.....	94
BLI909A-1.....	220, 227	0226B-30.....	60	01021-5.....	83
BLI909B-5.....	220, 227	00227-1.....	278	01021-25.....	83
BLI909C-14.....	220, 227	00236-1.....	48, 258, 287	01048-100.....	66, 299, 319
BLI915A-1.....	220, 227	0256A-3.....	52, 53	01048-500.....	66
BLI915B-5.....	220, 227	0256A-12.....	52	01051-250.....	297, 301
BLI915C-14.....	220, 227	00336-100.....	52	01052-250.....	297, 301
BLI916A-1.....	219, 226	00346-1.....	49	01084-500.....	319
BLI916B-5.....	219, 226	00352-10.....	81, 86	01109-250.....	316
BLI916C-14.....	219, 226	00352-100.....	81	01125-25.....	79, 95
BLIDG06M-1.....	213	00376-4.....	39	01125-100.....	95
BLIFR06M-1.....	213	00376-500.....	39	01131-25.....	107
BLIVC50NSS-25.....	217	00377-1.....	39	01131-100.....	107
BLIVC50NSS-75.....	217	00377-4.....	39	01131-500.....	107
EW8002-10.....	379	00377-500.....	39	01201-2.....	39
EW8002-30.....	379	00380-1.....	41	01201-5.....	39
EW8004-10.....	379	00380-250.....	41	01234.....	30
PC200K-1.....	382	00403-1.....	147	01234-25.....	85
PC232A-750.....	381	00403-5.....	147	01319-1.....	290
PC232B-250.....	381	00407-100.....	300, 304	01319-250.....	257, 290
PC440AB-1.....	380	00425-10.....	57, 343	01341-10.....	303
PC550-1.....	381	00488-50.....	258, 262	01341-100.....	300, 303
PC7010-30.....	381	00552-500.....	59, 304	01458-100.....	58, 344
PC8007-10.....	380	00553-100.....	58, 344	01479-10.....	60, 274
PC8007-30.....	380	00563-4.....	59, 344	01479-100.....	60, 258, 274
SD54G0-30.....	380	00563-450.....	59, 344	01480-25.....	275
SD1011-3.....	382	00574-100.....	300, 334	01491-5.....	105
SD1011-10.....	382	00578-10.....	296, 332	01491-100.....	105
SD1011-30.....	382	00578-50.....	301	01517-100.....	258, 280
SF54HV-30.....	380	00625-1.....	38	01542-4.....	345
SF503A-10.....	380	00627-1.....	308	01542-450.....	345
SF850A-500.....	380	00627-50.....	308, 309	01547-100.....	257, 284
SF850B-500.....	380	00627-250.....	296, 300	01564-10.....	297, 301, 339
SF1012-3.....	381	00631-100.....	133	01595-1.....	105
SF5021-10.....	380	00669-1.....	317	01595-5.....	105
UC5001-10.....	382	00669-100.....	317	01595-25.....	105
8MB4109S-1.....	195	00669-250.....	299, 317	01643-500.....	258, 263
8MB4111S-1.....	195	00679-250.....	299, 316	01648-100.....	127
8MB4112S-1.....	195	00682-250.....	299, 316	01648-500.....	127
8MB4803-2.....	209	00684-250.....	299, 316	01668-1.....	289
8MB4804-1.....	209	00692-250.....	47	01668-100.....	289
8MB4804-10.....	209	00730-1.....	260, 279	01718-25.....	259, 290
8MB4804-25.....	187, 209	00730-500.....	258, 279, 280	01795-50.....	258, 265
00019-100.....	139, 80, 147	00791-1.....	119	01797-100.....	256, 258, 267
00019-500.....	262, 147	00791-5.....	119	01814-100.....	299, 315
00096-100.....	299, 318	00801-10.....	257, 283	01829-100.....	258, 269
00112-50.....	297, 301, 339	00834-1.....	254, 281	01844-250.....	342
00141-100.....	58, 344	00834-4.....	281	01848-10.....	257, 258, 270
00213-500.....	256, 272	00834-5.....	281	01862-50.....	58, 270, 344
00216-30.....	39	00842-1.....	279	01871-1.....	317
00216A-10.....	39	00842-5.....	279	01871-250.....	299, 317
0223A-5.....	94	00842-10.....	279	01872-500.....	256, 271
0223B-10.....	94	00867-250.....	342	01902-1.....	277
0223C-10.....	94	00871-25.....	254, 271	01902-250.....	258, 260, 277
0223D-10.....	94	00876-15.....	160	01909-5.....	39
00224-100.....	52	00886-100.....	63, 345	01909-10.....	39
00224-500.....	52	00886-500.....	63, 345	01909-100.....	39
00224-1000.....	52	00968.....	30	01916.....	31
00225-1000.....	54	00968-100.....	83	01916-1.....	65, 71

Catalog Codes

01921-1.....	37	02655-250.....	257, 290	03636-1.....	122
01921-4.....	37	02658-250.....	257, 291	03699-1.....	278
01983-250.....	343	02659-250.....	257, 291	03699-100.....	278
01997-100.....	254, 259	02660-25.....	255, 291	03699-500.....	278
02000-100.....	254, 259, 264	02668-100.....	261, 292	03707.....	30
02034-100.....	254, 266	02679-25.....	284	03707-10.....	81
02037-3.....	266	02718-100.....	268	03707-50.....	81
02037-500.....	254, 266	02718-500.....	260, 268	03707-100.....	81
02038-25.....	254, 267	02730.....	30	03813-25.....	105
02047-500.....	256, 266	02730-25.....	80	03921-50.....	105
02049-100.....	256, 265	02736.....	30	03928-1.....	49
02056-500.....	254, 267	02736-25.....	81	03943-1.....	78
02057-10.....	254, 267	02740.....	30	03943-5.....	78
02059-3.....	254	02740-50.....	82	03945-1.....	103
02059-250.....	266	02745.....	30	BLI3945-10.....	193
02059-500.....	266	02745-25.....	82	3989A-1.....	146
02061-100.....	312	02745-100.....	82	04018-1.....	38
02092-5.....	258, 261, 268	02749.....	30	04018-4.....	38
02116-500.....	59, 304	02749-25.....	82	04030-500.....	301
02140-25.....	256, 269	02749-100.....	82	04031-500.....	300
02156-250.....	261, 270	02753.....	30	04135-10.....	254, 256, 273
02214-1.....	271	02753-25.....	83	04180-25.....	258, 260, 275
02214-100.....	257, 271	02782.....	30	04242-500.....	299, 319
02215-1.....	271	02782-25.....	84	04259-100.....	257, 284, 285
02215-100.....	257, 271	02783.....	30	04259-500.....	284, 285
02257-500.....	256, 272	02783-5.....	85	04260-25.....	257, 285
02302-25.....	257, 274	02785.....	30	04293-10.....	300
02308-50.....	296, 300, 322	02785-25.....	85	04301-250.....	299
02322-10.....	254, 274	02785-100.....	85	04315-10.....	300, 332
02334-500.....	304	02806-50.....	307	04324-100.....	336
02348-5.....	300, 331	02806-250.....	296, 300, 307	04324-500.....	300, 301, 336
02364-100.....	318	02815-100.....	336	04342-100.....	301, 200
02371-100.....	323	02815-500.....	300, 301, 336	04380-1.....	334
02371-500.....	297, 323	02823-1.....	297	04380-250.....	334
02401-10.....	259, 276	02834-100.....	255, 261, 286	04391-5.....	296, 301, 338
02410-50.....	104	02911-100.....	255, 261, 286	04392-100.....	301, 340
02411-100.....	254, 276	02922-450.....	304	04397-100.....	336
02428-50.....	299	02923-450.....	304	04397-500.....	300, 301, 336
02429-25.....	259, 261	02975-100.....	336	04398-100.....	336
02452-500.....	296, 311	02975-500.....	300, 301, 336	04398-500.....	300, 301, 336
02455-25.....	255, 287	03008-100.....	254, 269	04457-500.....	299, 319
02455-100.....	287	03032-500.....	301, 337	04503-1.....	261, 292
02461-250.....	254, 273	03099-100.....	311, 333	04539.....	30, 32
02487-100.....	254, 281	03132-25.....	255, 287	04539-1.....	79, 86
02570-25.....	80	03141-25.....	255, 284	04539-5.....	79
02597-50.....	254, 260, 288	03174-100.....	255, 287	04552-500.....	296, 332
02599-940.....	57	03197-250.....	199	04553-500.....	296, 332
02600.....	30	03312-100.....	296, 300, 308	04554-500.....	296, 332
02600-1.....	64	03315-250.....	297, 301	04605-250.....	104
02608-100.....	57	03326-250.....	296, 300, 308	04652-250.....	296, 300, 308
02610-50.....	57	03330-10.....	255, 289, 290	04673-10.....	255, 283
02615-1.....	54, 57, 58, 64	03336.....	30	04675-100.....	278
02618-12.....	60	03336-100.....	80	04675-500.....	278
02622-25.....	259, 291	03344-100.....	257, 277	04686-250.....	299, 317
02640-100.....	255, 285	03344-500.....	277	04687-10.....	302
02642-10.....	255, 261, 286	03424-25.....	347	04851-4.....	127
02644-10.....	255, 261, 286	03573.....	31	05056-10.....	303
02648-10.....	299, 337	03573-1.....	62	05056-100.....	300, 303
02654-50.....	257, 289	03606-1.....	133	05152-100.....	300
02654-250.....	289	03606-10.....	133	BLI5288-1.....	191
02655-25.....	290	03610-1.....	72	BLI5288-5.....	191

Catalog Codes

05483-250.....	200	06562-10.....	296, 311	07759-15.....	162
05568-100.....	302	06567-250.....	296, 300	07762-15.....	164
05568-500.....	300, 302	06568-1.....	309	07763-5.....	163
05569-100.....	302	06568-250.....	296, 300, 309	07766-10.....	172
05569-500.....	300, 302	07037-25.....	296, 335	7779C-1.....	132
05570-100.....	302	07052-10.....	296, 334	7779C-10.....	132
05570-500.....	300, 302	07073-500.....	335	7779N-1.....	132
05749-10.....	279	07195-50.....	265	7780C-1.....	132
05749-100.....	279	07233-500.....	134	7780N-1.....	132
05749-500.....	279	07304-15.....	160	07787-500.....	296, 300
05943-1.....	48	07306-15.....	160	07788-500.....	300, 311
05943-4.....	48	07307-15.....	160	7800C-1.....	132
05973-250.....	256, 266	07309-15.....	160	7800G-1.....	132
05986-500.....	299	07310-15.....	160	7800G-10.....	132
05986-5000.....	319	07312-5.....	160	7800N-1.....	132
06024-1.....	255, 259, 282	07313-5.....	160	7800N-10.....	132
06024-100.....	282	07314-5.....	160	7801C-1.....	131
06067-250.....	297, 301	07315-5.....	160	7801C-10.....	131
06068-100.....	334	07347-1000.....	54	7801G-1.....	131
06069-500.....	301, 336	07348-1000.....	54	7801N-1.....	131
06081-100.....	311	07349.....	30	7802C-1.....	132
06088-25.....	323	07349-1.....	57	7802N-1.....	132
06088-100.....	297, 323	07350-100.....	57	7803N-1.....	131
06088-500.....	323	07352-100.....	57	7804G-1.....	132
06089-100.....	297, 323	07354-100.....	57	7805C-1.....	131
06089-500.....	323	07359-940.....	57	7805N-1.....	131
06090-25.....	323	07376-1.....	136	7805N-10.....	131
06090-100.....	297, 323	07376-12.....	136	7806C-1.....	131
06090-500.....	323	07377-1.....	135	7806C-10.....	131
06102-250.....	299, 316	07377-12.....	135	08032-6.....	48
06103-250.....	299, 316	07379-1.....	135	8037L.....	32
06104-500.....	301	07379-12.....	135	8037L-100.....	87
06106-500.....	301	07383-1.....	135	08207-50.....	296, 333
06107-500.....	322	07383-12.....	135	08208-100.....	296, 333
06108-500.....	322	07384-1.....	136	08209-1.....	317
06110-100.....	103, 103	07384-12.....	136	08209-10.....	317
06172-5.....	256, 272	07397-1.....	136	08209-100.....	299, 317
06311-500.....	273	07441-1.....	121	08210-1.....	317
06317.....	30	7551C-1.....	132	08210-100.....	299, 317
06317-25.....	83	7551C-10.....	132	08211-100.....	299, 317
06317-100.....	83	7551G-1.....	132	08211-1000.....	317
06342.....	30	7552C-1.....	132	08216-15.....	162
06342-25.....	82	7552N-1.....	132	08221-100.....	296, 333
06349-5.....	255, 259, 285	7552N-10.....	132	08226-15.....	162
06389-10.....	257, 286	7553C-1.....	132	08227-1.....	341
06500-1.....	308	7553G-1.....	132	08242-10.....	258, 260
06500-10.....	308	7553N-1.....	132	08263-50.....	89
06500-100.....	296, 300, 308	7554C-1.....	132	08279-250.....	342
06501-10.....	308	7556C-1.....	132	08287-250.....	341
06501-100.....	296, 300, 308	7556N-1.....	132	08295-100.....	197
06513-1.....	308	7563C-1.....	131	08379-3.75.....	38, 40
06513-250.....	296, 300, 308	07652-100.....	315	08379-20.....	38
06519-1.....	308	07664-1.....	202	08381-120.....	128
06519-250.....	296, 300, 308	07666-1.....	200, 202	08381-940.....	128
06525-5.....	326	07668-1.....	200	08389-1.....	49
06525-25.....	297, 326	07670-1.....	202	08408-50.....	54
06527-10.....	299, 338, 339	07671-1.....	202	08410-1.....	137, 150
06527-50.....	338, 339	07673-1.....	202	08411-1.....	136
06529-1.....	298, 329	07674-1.....	201	08415-3.....	146
06529-10.....	329	07710-5.....	39	8424C-1.....	131
06536-100.....	301, 334	07710-100.....	39	8424N-1.....	131

Catalog Codes

8425C-1	131	09859-3.75	67	15699-5	163
08454-1	137	09859-500	67	15700-10	172
08523-4	37	09859-1000	67	15702-10	172
08620-1	135	09860-1	46, 47	15705-15	166
08661-5	73	09894-100	328	15706-15	165
08691-10	160	09896-100	328	15707-15	166
08704-100	86	09978	34	15708-15	166
08707-50	88	09978-470	78	15709-15	165
08707-100	88	11975-15	167	15710-15	166
08725-10	296, 301, 327	12083-10	198	15711-15	166
08762-5	77	13368-15	168	15712-15	165
08770-250	296, 301, 335	13369-15	168	15713-15	166
08772-25	296, 301, 335	13370-15	168	15714-5	166
08773-25	296, 301, 335	13371-15	168	15715-5	165
08791-500	64	13511-B	308, 381	15716-5	166
08792	31	14176-B	308, 381	15717-15	164
08792-1	65	14433-B	308, 381	15759-500	72, 304, 93
08794-100	315	14475-25	23, 112	15794-100	326
08816-100	200, 335, 200	14475-100	23, 112	15797-25	258, 270
08824	33	14475-500	23, 112	15899-50	142
08824-100	74	14475MS-25	112, 23	15899-100	142
08824-500	74	14475MS-100	112, 23	15913-10	162
09221-50	258, 275	14475MS-500	112, 23	15923	31
09224	32	14476-25	24, 113	15923-1	62
09224-10	87	14476-100	24, 113	15924	31
09224-50	87	14476-500	24, 113	15924-1	62
09400	30	14478-25	25, 114	15926-100	200
09400-10	84, 87	14478-100	25, 114	15927-100	200
09400-25	84	14478-500	25, 114	15931	30
09460-100	86	14486-25	24, 113	15931-10	85
09656-100	256, 272	14486-100	24, 113	16026-100	197
09657-100	280	14486-500	24, 113	16041-10	255, 256, 265
09689-25	300, 327	14487-25	24, 113	16041-100	265
09690-10	328	14487-100	24, 113	16045-1	37
09690-50	328	14487-500	24, 113	16045-G	37
09706-2.5	313	14488-25	24, 113	16207-1	142
09706-500	297, 313	14488-100	24, 113	16227-250	342
09716-100	301, 340	14488-500	24, 113	16231-250	342
09718-100	301, 340	14489-25	25, 114	16244-250	342
09719-10	172	14489-100	25, 114	16248-250	342
09730-25	297, 301, 331	14489-500	25, 114	16249-250	342
09730-250	331	15129-100	336	16250-250	342
09732-10	296, 301, 331	15129-500	300, 301, 336	16254-250	342
09746-1	339	15130-100	336	16273-100	298, 301, 322
09773	30	15130-500	300, 301, 336	16276-100	298, 301, 322
09773-5	83	15132-100	336	16280	34
09780-100	298, 315	15132-500	300, 301, 336	16280-450	78
09782-3.75	68	15154-25	104	16299-100	128
09782-500	68, 71, 97	15154-100	104	16299-500	128
09782-1000	68	15154-500	104	16300-250	128
09783	33	15176-100	299, 314	16311-500	257, 273
09783-3.75	68	15178-1	318	16315-250	342
09783-500	68	15178-10	318	16570-5	260, 288
09783-1000	68	15178-100	299, 318	16585-1	328
09809-5	256, 269	15179-1	318	16585-10	298, 328
09829-1	341	15179-100	299, 318	16586-5	163
09834-10	172	15184-100	315	16587-1	331
09836-15	162	15184-500	315	16587-5	298, 331
09847-5	172	15246-1	299, 317	16592-5	172
09850-5	162	15246-10	317	16601-1	120, 127
09859	33	15617-250	350	16603-1	124

Catalog Codes

16604-1.....	124	17147-5.....	172	17845-1.....	176
16625-150.....	102	17149-10.....	169	17913-500.....	296, 332
16625-350.....	102	17150-10.....	169	17938-100.....	297, 323
16640-10.....	279	17151-10.....	169	17951-1.....	128
16640-100.....	279	17152-10.....	169	17951-500.....	128
16640-500.....	279	17153-10.....	169	17969-25.....	254, 259, 265
16643A-1.....	55	17154-10.....	169	17977-10.....	282
16661-10.....	172	17155-2.....	169	17977-100.....	256
16662-10.....	172	17156-2.....	169	17978-100.....	256, 282
16664-10.....	320	17172-1.....	341	17981-250.....	256, 262
16664-100.....	299, 320	17175-100.....	197	18132-1.....	221, 232
16664-500.....	320	17177A-3.....	55	18133-2.....	162
16665-10.....	320	17177B-3.....	55	18134-15.....	166
16665-100.....	299, 320	17177C-3.....	55	18135-15.....	166
16665-500.....	320	17209-1.....	288	18136-5.....	166
16666-100.....	299, 320	17209-100.....	254, 288	18138-2.....	165
16666-500.....	320	17210-1.....	288	18139-2.....	166
16688-15.....	162	17210-100.....	254, 260, 288	18140-2.....	169
16693-250.....	297, 301	17243-100.....	299, 316	18141-2.....	172
16712-100.....	299, 319	17253-1.....	94	18142-2.....	172
16713-100.....	299, 319	17269.....	33	18152-100.....	104
16717-1.....	93	17269-500.....	67	18162.....	31
16730-100.....	197	17269-1000.....	67	18162-1.....	62
16730-500.....	197	17285-10.....	254, 255, 281	18163.....	31
16752-0.5.....	343	17326-1.....	48	18163-1.....	62
16752-4Q.....	343	17326-4.....	48	18179-250.....	296, 297, 312
16828-1.....	142	17338-10.....	297, 300	18241-2.....	169
16861-250.....	65	17411.....	31	18242-2.....	169
16864-3.75.....	41	17411-500.....	61	18243-2.....	169
16864-4.....	41	17413-10.....	61	18253-5.....	94
16866-100.....	128	17437-100.....	102	18253-25.....	94
16867-1.....	202	17437-200.....	102	18319-1.....	345
16905-1.....	161	17442.....	33	18319-20.....	345
16906-1.....	167	17442-1.....	98	18327-10.....	162
16916-10.....	297, 327	17442-E.....	98	18328-5.....	160
16916-100.....	327	17458-10.....	171	18329-5.....	160
16930-1.....	297, 327	17503-500.....	301	18336-1.....	167
16932-1.....	297, 327	17561-25.....	301, 336	18337-2.....	166
16934-1.....	297, 327	17596-250.....	200	18338-5.....	169
16936-1.....	297, 327	17649-100.....	197	18339-10.....	171
16938-1.....	297, 327	17650-100.....	197	18340-5.....	171
16940-1.....	297, 327	17685-1.....	173	18357-1.....	121, 125, 126
16989-25.....	280	17685-5.....	173	18369-10.....	138
17010-5.....	163	17686-5.....	171	18369-50.....	138
17084.....	32	17687-5.....	172	18402-1.....	329
17084-50.....	88	17696-1.....	176	18402-10.....	298, 329
17085-10.....	275, 297	17698-1.....	176	18417-1.....	149
17085-50.....	275	17706-1.....	65	18417-4.....	149
17133-15.....	160	17734.....	31	18417-5.....	149
17134-15.....	160	17734-1.....	63	18417-12.....	149
17135-5.....	160	17734A-900.....	63	18428-5.....	39
17136-5.....	160	17734B-4.....	63	18428-10.....	39
17137-15.....	166	17734C-1.....	63	18428-100.....	39
17138-15.....	165	17740.....	32, 88	18449-10.....	172
17139-15.....	166	17740-1.....	88	18522-100.....	296, 300, 307, 309, 310
17140-5.....	162	17740-5.....	88	18544-100.....	300, 334, 342
17141-5.....	162	17770-10.....	297, 301, 338	18545-250.....	296, 300, 308
17142-15.....	164	17797-1.....	173	18547-100.....	197
17143-5.....	164	17806-100.....	199	18548-100.....	197
17144-5.....	163	17810-100.....	296, 301, 326	18570.....	30
17145-5.....	163	17844-1.....	176		

18570-1.....	61	19077-1.....	330	19773-10.....	171
18570A-500.....	61	19077-5.....	298, 330	19774-10.....	171
18570B-15.....	61	19096-2.....	169	19775-10.....	172
18570C-8.....	61	19102-2.....	171	19792-100.....	350
18580-1.....	329	19103-2.....	171	19801A-1.....	123
18580-10.....	298, 329	19111-2.....	170	19802A-1.....	55
18582-1.....	329	19118-2.....	163	19803A-1.....	55, 138, 145, 146
18582-10.....	298, 329	19119-15.....	167	19808-10.....	311
18599-1.....	330	19120-15.....	167	19814-15.....	160
18602-15.....	164	19121-15.....	168	19815-15.....	167
18604-1.....	170, 220	19122-5.....	167	19816-15.....	167
18606-5.....	127	19123-5.....	167	19817-15.....	168
18606-20.....	127	19124-5.....	168	19819-1.....	162
18606-100.....	127	19125-5.....	167	19821-1.....	166
18608-1.....	309	19126-5.....	167	19822-1.....	161
18608-250.....	296, 300, 309	19127-5.....	168	19823-5.....	200
18611-250.....	296, 300	19128-15.....	164	19825-1.....	197
18613-250.....	296, 300, 309	19130-10.....	198	19826-1.....	197
18614.....	30	19175.....	30	19827-100.....	197
18614-5.....	84, 85	19175-10.....	80	19830-100.....	345
18614-25.....	84	19226-25.....	259, 276	19839-1.....	174
18615-100.....	66, 143	19234-100.....	66, 299, 319	19840-50.....	198
18619-50.....	297, 301, 331	19238-10.....	297, 338, 301	19841-50.....	198
18646A-1.....	51	19247-1.....	330	19842-50.....	198
18646B-1.....	51, 52	19247-5.....	298, 330	19844-1.....	201
18646C-1.....	51	19292.....	32	19850-25.....	323
18646D-1.....	51	19292-1.....	87	19850-100.....	297, 323
18660-5.....	170	19292-100.....	87	19850-500.....	323
18661-100.....	107	19352.....	32	19898-250.....	297
18661-500.....	107	19352-25.....	89	19901-1.....	307
18719-10.....	172	19352-250.....	89	19901-250.....	296, 300, 307
18720-10.....	172	19391-10.....	172	19930-1.....	258, 262
18734-100.....	299, 337	19392-5.....	172	19930-5.....	262
18756-250.....	341	19393-5.....	172	21002-10.....	256, 258, 263
18762-10.....	104	19394-5.....	172	21033-100.....	93
18814-10.....	38	19395-2.....	172	21045-25.....	259, 284
18814-20.....	38	19402-15.....	163	21063.....	30
18859-1.....	170, 220, 221	19403-15.....	163	21063-10.....	81
18860-1.....	170, 220	19404-15.....	163	21105-1.....	176
18861-1.....	170, 220	19405-10.....	163	21106-1.....	176
18862-1.....	170, 220	19406-15.....	163	21107-1.....	176
18901-100.....	200	19440-1.....	53	21115-50.....	340
18902-100.....	200	19507-5.....	170	21161-50.....	297, 300, 302
18903-100.....	200	19508-2.....	170	21168-6.....	50, 143
18905-100.....	200	19517-10.....	89, 347	21168-120.....	50, 143
18906-100.....	200	19518-500.....	161	21169-25.....	296, 301, 332
18946N-1.....	130	19519-500.....	161	21170-25.....	296, 301, 332
18947C-1.....	130	19520-500.....	161	21170-100.....	332
18947N-1.....	130	19529-100.....	197	21200-1.....	264
18948C-1.....	130	19561-100.....	312	21200-5.....	256, 258, 264
18948N-1.....	130	19561-500.....	297, 312	21222-25.....	256, 268
18949N-1.....	130	19562.....	30	21275-500.....	300, 302
18950C-1.....	131	19562-1.....	50	21289-100.....	299, 314
18950C-10.....	131	19629-100.....	296	21295-500.....	301
18950G-1.....	131	19636.....	31	21296-500.....	301
18980-10.....	299, 338, 339	19636-1.....	56	21329-5.....	261, 292
18980-50.....	338, 339	19636-4.....	56	21382-10.....	297, 301, 338
18985-1.....	51	19661-100.....	106	21392-1.....	197
18986-1.....	51	19661-500.....	106	21430-100.....	297, 301, 331
19076-1.....	330	19748-1.....	137	21446-100.....	58, 343
19076-5.....	298, 330	19772-1.....	196	21447-25.....	41, 42, 45, 96

Catalog Codes

21458-1.....	333	22468-10.....	255, 258, 287	23591-1.....	280
21458-10.....	296, 301, 333	22478-100.....	260, 273	23591-100.....	259, 280
21468-250.....	55	22500-10.....	303	23602-1.....	282
21469-500.....	55	22500-100.....	300, 303	23602-100.....	259, 282
21471-250.....	55	22505-1.....	328	23632-100.....	334
21477-10.....	297, 301, 338	22505-10.....	298, 328	23637-100.....	300
21485-250.....	296, 300, 307	22507.....	31	23646.....	31
21487-1.....	59	22507-1.....	60	23646-225.....	63
21489-250.....	342	22567-250.....	299, 316	23671-100.....	257, 276
21509-100.....	299, 316	22568-250.....	299, 316	23672-100.....	257, 276
21512-1.....	329	22570-75.....	299, 301, 337	23679-1.....	62
21512-10.....	298, 329	22581-100.....	307	23716-5.....	101
21516-3.75.....	41	22581-250.....	300	23734-5.....	101
21539-100.....	299, 335	22716-100.....	95	23744-5.....	102
21539-500.....	335	22717-100.....	95	23753-5.....	102
21619-50.....	256, 265	22718-100.....	95	23756-2.....	101
21636-1.....	174	22719-100.....	95	23772-2.....	101
21637-1.....	174	22872-5.....	40	23773-2.....	101
21753-15.....	162	22895-1.....	129	23774-2.....	101
21759-1.....	139	22896-1.....	129	23778-1.....	101
21844.....	31	23146-5.....	133	23779-1.....	101
21844-1.....	64	23184-1.....	53, 54	23784-2.....	102
21870-100.....	298, 315	23185-1.....	53	23786-2.....	102
21871-25.....	261, 281	23186-1.....	53	23788-2.....	102
21912-1.....	122	23188-1.....	53	23790-1.....	102
21913-1.....	120	23189-1.....	53	23854-10.....	103
21953-500.....	134	23197-1.....	53	23867-5.....	101
21956-500.....	134	23257-1.....	52	23965-1.....	297, 301, 337
21958.....	31	23258-1.....	53	23965-5.....	337
21958-1.....	65	23260-1.....	54	23966-1.....	22, 111, 297, 324, 326
21959-1.....	64	23261-1.....	53	23966-100.....	22, 111, 326
21972-1.....	135	23310-10.....	93	23968-100.....	301, 334
21972-12.....	135	23311-10.....	93	23969-50.....	315
21973-1.....	135	23344-25.....	254, 270	23976-1.....	328
21973-12.....	135	23350-25.....	280	23976-10.....	298, 328
21974-1.....	135	23355-25.....	255	23986-1.....	330
21974-12.....	135	23512-1.....	225	23986-5.....	298, 330
21975-1.....	135	23517-10.....	222	23987-1.....	330
21975-12.....	135	23518-10.....	222, 225	23987-5.....	298, 330
22018-10.....	256, 272	23519-10.....	222, 225	23989-1.....	330
22065-25.....	261, 282	23520-10.....	222	23989-5.....	298, 330
22176-50.....	297, 301, 339	23521-10.....	225	23994-225.....	63
22225-100.....	336	23522-10.....	225	23998-10.....	123
22225-500.....	300, 301, 336	23523-10.....	225	23999-1.....	120
22245-1.....	121	23552-1.....	135	24012-1.....	121
22245-20.....	121	23552-12.....	135	24013-500.....	350
22251-1.....	126	23553-1.....	135	24034-1.....	290
22253-6.....	120	23553-12.....	135	24034-100.....	257, 290
22253-120.....	120, 122	23557-1.....	136	24038-5.....	297, 333
22352-1.....	123	23557-12.....	136	24040-10.....	177
22353-1.....	124	23567-10.....	198	24041-10.....	177
22363.....	33	23568-10.....	198	24043-5.....	297, 298, 310
22363-1.....	99	23569-10.....	198	24046-100.....	334
22363E-1.....	99	23570-10.....	198	24046-500.....	334
22370-1.....	138	23579-5.....	199	24047-100.....	299, 317
22380-1.....	137	23584-10.....	201	24049-5.....	160
22395-100.....	311	23585-10.....	201	24050-5.....	170
22422.....	33	23587-1.....	264	24051-10.....	172
22422-1.....	99	23587-100.....	259, 264	24052-10.....	172
22463-3.8.....	48	23589-1.....	274	24053-10.....	172
22463-4.....	48	23589-100.....	257, 259, 274		

Catalog Codes

24054-5.....	170	24172-1.....	176	24318-1.....	263
24055-10.....	171, 174, 184, 185, 186, 189, 191, 199, 204, 209	24172-5.....	176	24318-5.....	263
24056-10.....	171	24173-1.....	176	24318-10.....	256, 258, 263
24057-10.....	171	24173-5.....	176	24320-15.....	177
24059-10.....	171	24176-120.....	129	24321-15.....	177
24061-10.....	171	24176-940.....	129	24322-15.....	177
24062-5.....	170	24185-250.....	87	24323-15.....	177
24063-15.....	167	24198-1.....	50	24324-15.....	177
24064-15.....	166	24199-1.....	76	24325-15.....	177
24065-15.....	166	24199C-250.....	75	24326-15.....	177
24066-50.....	296, 301, 326	24200-1.....	76	24327-15.....	177
24070-1.....	120	24202-1.....	50	24328-15.....	177
24071-1.....	120	24205.....	33	24329-15.....	177
24072-1.....	120	24205-1.....	72	24330-15.....	177
24074-1.....	108	24214-100.....	127	24331-15.....	177
24074-500.....	108	24214-500.....	127	24332-15.....	177
24075-500.....	106	24215-100.....	298, 316	24333-100.....	199
24076-500.....	107	24216-1.....	122	24334-100.....	199
24079-5.....	106	24216-20.....	122	24336-100.....	199
24079-10.....	106	24230-1.....	140	24350-1.....	191
24082-1.....	109	24231-1.....	140	24351-1.....	206
24082-500.....	109, 104, 110	24232-100.....	58, 343	24352-1.....	206
24086-1.....	107	24234-1.....	137, 150	24353-500.....	49
24086-500.....	107	24242.....	33	24354-1.....	40
24087-10.....	107	24242-500.....	68	24354-500.....	40, 48
24088-1.....	108	24242-1000.....	68	24355-1.....	39
24088-500.....	108	24243.....	33	24355-500.....	39
24092-1.....	106	24243-500.....	68	24360-10.....	257, 258, 283
24092-500.....	106	24243-1000.....	68	24364-1.....	50
24094-10.....	108	24244.....	33	24375-0.5.....	320
24108-1.....	42, 43	24244-500.....	68	24375-1.....	298, 320
24109-2.....	43	24244-1000.....	68	24378-0.5.....	320
24109-8.....	43	24245.....	33	24378-1.....	298, 320
24110-2.....	43	24245-500.....	69	24381-0.5.....	320
24110-8.....	43	24245-1000.....	69	24381-1.....	298, 320
24111-2.....	43	24263.....	271	24386-0.5.....	320
24111-8.....	43	24263-10.....	256, 271	24386-1.....	298, 320
24112-2.....	43	24263-50.....	271	24389-0.5.....	321
24112-8.....	43	24287-15.....	165	24389-1.....	298, 321
24113-2.....	43	24288-5.....	221, 227	24500-0.5.....	321
24113-8.....	43	24290-15.....	165	24500-1.....	298, 321
24117-2.....	43	24291-15.....	165	24501-0.5.....	321
24117-8.....	43	24292-15.....	165	24501-1.....	298, 321
24119-1.....	45	24293-5.....	165	24502-0.5.....	321
24120-2.....	43	24294-2.....	165	24502-1.....	298, 321
24120-8.....	43	24297-10.....	301, 338	24503-0.5.....	321
24157-1.....	175	24298-10.....	177	24503-1.....	298, 321
24157-5.....	175	24300.....	30	24509-0.5.....	321
24158-1.....	175	24300-1.....	59	24509-1.....	298, 321
24158-5.....	175	24300A-1.....	59	24603.....	33
24159-1.....	175	24300A-3.8.....	59	24603-10.....	86
24159-5.....	175	24300B-1.....	59	24605-1.....	69
24160-1.....	175	24300B-3.8.....	59	24605-1000.....	69
24160-5.....	175	24303-1.....	297, 299, 316	24611.....	33
24161-1.....	175	24305-500.....	305	24611-500.....	74
24161-5.....	175	24310-500.....	47	24614.....	33
24162-1.....	175	24311-250.....	49, 108	24614-1.....	71
24162-5.....	175	24311-500.....	49, 108	24615-12.....	346
24163-1.....	44	24313-2.....	297, 324	24616-1.....	144
24163-3.8.....	44	24314-2.....	297	24616-120.....	144
		24315-5.....	254, 256, 281	24616-500.....	144

Catalog Codes

24621-100.....	103	24821-500.....	69	24890-1000.....	319
24622-20.....	216	24823-500.....	40	24891-100.....	254, 268
24623-20.....	216	24823-2500.....	40	24896-25.....	274
24624-20.....	216	24824-1.....	40	24896-250.....	257, 274
24625-20.....	216	24826-25.....	310	24899-100.....	260, 278
24626-20.....	216	24826-100.....	297, 300, 310	24900-250.....	44
24627-20.....	216	24828-100.....	300	24900-500.....	44
24628-20.....	216	24833-5.....	256, 263	24901-250.....	76
24629-20.....	216	24834.....	32	24901-500.....	76
24633.....	34	24834-1.....	91	24903-250.....	44
24633-1.....	79	24835.....	32	24903-500.....	44
24650-1.....	138	24835-1.....	91	24904.....	32
24660-1.....	138	24836.....	32	24904-1.....	92
24669.....	33	24836-1.....	91	24905.....	32
24669-1.....	97	24837.....	32	24905-1.....	92
24693.....	33	24837-1.....	91	24906.....	32
24693-1.....	73	24838.....	32	24906-1.....	91
24707-100.....	355	24838-1.....	91	24907.....	32
24723-10.....	355	24840.....	32	24907-1.....	91
24737-250.....	297, 301	24840-1.....	92	24909-1.....	46
24738-250.....	60	24841.....	32	24915-25.....	130
24746-100.....	303	24841-1.....	92	24915-50.....	130
24748-100.....	303	24842.....	32	24916-25.....	130
24749-100.....	303	24842-1.....	92	24916-50.....	130
24750-100.....	303	24843.....	32	24916-100.....	130
24753-1.....	178	24843-1.....	92, 100	24918-25.....	129
24754-1.....	178	24844.....	32	24918-50.....	129
24755-1.....	178	24844-1.....	92	24924-25.....	131, 137
24756-1.....	178	24845.....	32	24924-50.....	131
24757-1.....	178	24845-1.....	92	24927-25.....	130
24758-1.....	178	24846.....	32	24927-50.....	130
24759-2.....	178	24846-1.....	92	24927-100.....	130
24760-2.....	178	24847.....	32	24928-25.....	130
24761-2.....	178	24847-1.....	92	24928-50.....	130
24762-1.....	96	24848.....	32	24928-100.....	130
24762-5.....	96	24848-1.....	92	24930-25.....	130
24763-1.....	305	24849.....	32	24930-50.....	130
24763-50.....	305	24849-1.....	92	24930-100.....	130
24764-1.....	123	24850.....	32	24931-25.....	130
24765-1.....	22, 111, 297, 325	24850-1.....	92	24931-50.....	130
24765-100.....	22, 111, 325	24851.....	32	24931-100.....	130
24770-1.....	47	24851-1.....	92	24933-25.....	129
24770-4.....	47	24852.....	32	24933-50.....	129
24771-250.....	300, 308	24852-1.....	92	24939-25.....	131
24772-1.....	42	24853.....	32	24939-50.....	131
24774-120.....	143	24853-1.....	92	24945-25.....	130
24774-250.....	143	24860-1.....	100	24945-50.....	130
24774-500.....	143	24861-1.....	100	24945-100.....	130
24775-250.....	144	24882-100.....	296, 301, 326	24946-25.....	130
24778-100.....	299	24883-1.....	46	24946-50.....	130
24806-50.....	261, 292	24884-1.....	40	24946-100.....	130
24808-50.....	301, 339	24885-2.....	297, 324	24948-25.....	129
24811-2.....	162	24887-1.....	45	24948-50.....	129
24812-250.....	342	24887-120.....	45, 47, 49	24948-100.....	129
24815-50.....	299, 355	24887-500.....	45	24957-1.....	122
24817-50.....	299, 355	24888-1.....	45	24962-1.....	122
24820.....	33	24888-120.....	45	24963-1.....	122
24820-1.....	74	24888-500.....	45	24964-1.....	120, 127
24820-1000.....	74	24889.....	31	24966-1.....	120
24821.....	33	24889-1.....	64	24968-1.....	120
24821-1.....	69	24890-100.....	260, 319	24973-500.....	192

24973-1000.....	192	25013-0.5.....	314	25074-100.....	299, 306
24973-2000.....	192	25013-1.....	298, 314	25075-50.....	306
24974-250.....	192	25014-0.5.....	314	25075-100.....	299, 306
24974-500.....	192	25014-1.....	298, 314	25076-50.....	306
24974-1000.....	192	25015-0.5.....	314	25076-100.....	299, 306
24974-2000.....	192	25015-1.....	298, 314	25079-1.....	106
24975-250.....	193	25016-0.5.....	314	25084-1.....	106
24975-500.....	193	25016-1.....	298, 314	25085-1.....	38
24975-1000.....	193	25017-0.5.....	321	25086.....	33
24975-2000.....	193	25017-1.....	298, 321	25086-1.....	71
24976-250.....	192	25018-0.5.....	321	25087.....	33
24976-500.....	192	25018-1.....	298, 321	25087-1.....	98
24976-1000.....	192	25019-0.5.....	314	25088-1.....	74
24976-2000.....	192	25019-01.....	314	25088-100.....	74
24977-250.....	192	25020-0.5.....	314	25088D-1.....	76
24977-500.....	192	25020-1.....	298, 314	25089-1.....	78
24977-1000.....	192	25021-0.5.....	314	25090-100.....	313
24977-2000.....	192	25021-1.....	298, 314	25090-500.....	297, 313
24978-250.....	192	25022-0.5.....	313	25091.....	33
24978-500.....	192	25022-1.....	298, 313	25091-100.....	73, 75, 98
24978-1000.....	192	25023-0.5.....	313	25091-500.....	73
24978-2000.....	192	25023-1.....	298, 313	25094-250.....	77
24979-250.....	192	25024-0.5.....	313	25094-500.....	77
24979-500.....	192	25024-1.....	298, 313	25101-1.....	90
24979-1000.....	192	25025-0.5.....	314	25102-1.....	89
24979-2000.....	192	25025-1.....	298, 314	25104.....	33
24981.....	33	25026-0.5.....	321	25104-1.....	72
24981-1.....	70	25026-1.....	298, 321	25107-1.....	330
24981-4.....	70	25027-0.5.....	321	25107-5.....	298, 330
24984-1.....	109	25027-1.....	298, 321	25108-5.....	79, 80, 81, 95
24984-4.....	109	25029-5.....	183	25108-25.....	95
24985.....	33	25029-25.....	183	25109-50.....	277
24985-1.....	70	25031-1.....	183	25109-100.....	277
24985-10.....	70	25031-2.....	183	25110-50.....	257, 258, 289
24986.....	33	25031-5.....	183	25110-100.....	289
24986-1.....	70	25031-10.....	183	25113-1.....	56
24986-4.....	70	25032-1.....	108	25113-4.....	56
24986-20.....	70	25032-4.....	108	25114-1.....	56
24989-1.....	109	25033-1.....	124	25114-4.....	56
24989-4.....	109	25034-1.....	75	25115-1.....	56
24991.....	30	25034-4.....	75	25115-4.....	56
24991-25.....	79, 80, 83, 84	25035-1.....	75	25116-1.....	56
24991-100.....	79	25036.....	33	25116-4.....	56
24997.....	32	25036-1.....	98	25134-21-8.....	63
24997-100.....	82, 98, 99	25037-1.....	38	25340-25.....	145
24997-500.....	82	25038.....	33	25340-50.....	145
25000-25.....	73	25038-100.....	69	25341-1.5.....	178
25004.....	30, 32	25038-400.....	69	25342-1.5.....	178
25004-25.....	84	25039-1.....	119	25343-1.5.....	178
25004-50.....	84	25045-1.....	136	25344-1.5.....	178
25005-25.....	84	25046-1.....	136	25345-1.5.....	178
25007-25.....	77, 78	25047-1.....	136	25346-1.5.....	178
25008.....	30	25048-1.....	136	25347-1.5.....	178
25008-25.....	85	25049-1.....	136	25348-1.5.....	178
25010-0.5.....	313	25050-1.....	136	25350-100.....	93
25010-1.....	298, 313	25058-4.....	37	25352-50.....	277
25011-0.5.....	313	25063-1.....	146	25352-100.....	277
25011-1.....	298, 313	25073-50.....	306	25353-50.....	278
25012-0.5.....	313	25073-100.....	299, 306	25353-100.....	278
25012-1.....	298, 313	25074-50.....	306	25355-100.....	283

Catalog Codes

25360-250.....	299, 316	25501-1.....	125	25683-1.....	90
25373.....	34	25502-1.....	125	25684-1.....	90
25373-1.....	79	25506-100.....	260, 285	25685-1.....	90
25374-500.....	51	25506-500.....	285	25687.....	32
25375-500.....	51	25508-1.....	182	25687-1.....	91
25376-500.....	51	25508-2.....	182	25690-100.....	72
25377-500.....	51	25508-5.....	182	25715-250.....	77
25379-10.....	213	25508-10.....	182	25715-500.....	77
25380-10.....	213	25509-5.....	182	25721.....	30
25381-10.....	213	25509-25.....	182	25721-1.....	81, 100
25382-10.....	213	25510-5.....	183	25721-5.....	81, 100
25383-1.....	145	25510-25.....	183	25721-100.....	81, 100
25383-2.....	145	25512-1.....	184	25723-5.....	254, 256, 273
25388-1.....	144	25512-2.....	184	25723-25.....	273
25389-1.....	139	25512-5.....	184	25724-100.....	331
25395-100.....	259, 283	25512-10.....	184	25727-100.....	297, 307
25404-10.....	262	25525-30.....	141	25727-250.....	307
25404-100.....	259, 262	25525-120.....	141	25728-100.....	297, 307
25406-5.....	318	25526-30.....	141	25728-250.....	307
25406-25.....	318	25526-120.....	141	25729-100.....	297, 307
25408-1.....	126	25527-30.....	141	25729-250.....	307
25409-1.....	126	25527-120.....	141	25730-100.....	297, 307
25410-1.....	125	25528-30.....	141	25730-250.....	307
25411-1.....	125	25528-120.....	141	25765.....	33
25413-1.....	126	25529-30.....	141	25765-1.....	97
25414-2.....	297, 324	25529-120.....	141	25768-5.....	290
25415-1.....	126	25530-30.....	141	25768-100.....	290
25419-1.....	126	25530-120.....	141	25769-1.....	150
25420-50.....	257, 275	25533-100.....	141	25769-12.....	150
25422-50.....	255, 280	25534-100.....	141	25960-1.....	142
25426-1.....	320	25535-50.....	122, 141	25962-250.....	75
25426-5.....	320	25561-125.....	216	25964-1.....	142
25427-1.....	319	25561-250.....	216	25991-1.....	150
25427-5.....	319	25562-100.....	309	25994.....	33
25428-2.....	318	25562-500.....	309	25994-250.....	71
25428-10.....	318	25563-100.....	309	25997-20.....	216
25430-1.....	257	25563-500.....	309	26000-1.....	105
25439-2.....	297, 326	25564-100.....	142, 146	26000-5.....	105
25441-1.....	214	25564-200.....	142, 146	26001-1.....	80
25442-1.....	214	25564-500.....	146	26002-1.....	136
25443-1.....	214	25564-1000.....	146	26002-12.....	136
25444-1.....	214	25567.....	32	26008-5.....	21, 110, 325
25445-1.....	214	25567-1.....	92	26008-50.....	110, 325, 21
25447-10.....	299, 338, 339	25568.....	32	26011-1.....	139
25447-50.....	338, 339	25568-1.....	92	26012-1.....	139
25449-100.....	297, 323	25649-1.....	149	26013-1.....	142
25449-500.....	297, 323	25649-12.....	149	26019-1.....	356
25469-1.....	140	25649-16.....	149	26020-1.....	356
25485-1.....	317	25649-32.....	149	26021-1.....	356
25485-5.....	317	25673-1.....	310	26022-1.....	356
25488-1.....	173	25673-25.....	310	26023-1.....	356
25488-5.....	173	25673-100.....	297, 310	26024-1.....	356
25488-10.....	173	25674-1.....	346	26024-5.....	356
25489-1.....	173	25675-100.....	346	26025-1.....	356
25489-5.....	173	25676-100.....	346	26025-5.....	356
25489-10.....	173	25677-100.....	346	26026-1.....	356
25490-1.....	173	25678-100.....	346	26026-5.....	356
25490-5.....	173	25679-100.....	346	26027-1.....	356
25490-10.....	173	25680-100.....	346	26027-5.....	356
25498-1.....	125	25682.....	32	26028-1.....	356
25500-1.....	125	25682-1.....	92	26028-5.....	356

26029-1.....	356	26062-1.....	359	26097-5.....	362
26030-1.....	356	26062-5.....	359	26098-5.....	363
26031-1.....	356	26063-1.....	359	26098-25.....	363
26032-1.....	356	26063-5.....	359	26099-5.....	363
26033-1.....	356	26064-1.....	360	26099-25.....	363
26034-1.....	357	26064-5.....	360	26100-5.....	363
26034-5.....	357	26065-1.....	360	26100-25.....	363
26035-1.....	357	26065-5.....	360	26101-5.....	363
26035-5.....	357	26066-1.....	360	26101-25.....	363
26036-1.....	357	26066-5.....	360	26102-5.....	363
26036-5.....	357	26067-1.....	360	26102-25.....	363
26037-1.....	357	26067-5.....	360	26103-1.....	363
26037-5.....	357	26068-1.....	360	26103-5.....	363
26038-1.....	357	26068-5.....	360	26104-1.....	363
26038-5.....	357	26069-1.....	360	26104-5.....	363
26039-1.....	357	26069-500.....	360	26105-1.....	363
26039-5.....	357	26070-1.....	360	26105-5.....	363
26040-1.....	357	26070-500.....	360	26106-1.....	363
26040-5.....	357	26071-1.....	360	26106-5.....	363
26041-1.....	357	26071-500.....	360	26107-1.....	363
26041-5.....	357	26072-1.....	360	26107-5.....	363
26042-1.....	357	26072-500.....	360	26113-1.....	364
26042-5.....	357	26078-1.....	361	26113-5.....	364
26043-1.....	357	26078-5.....	361	26114-1.....	364
26043-5.....	357	26079-1.....	361	26114-5.....	364
26044-1.....	358	26079-5.....	361	26115-1.....	364
26044-5.....	358	26080-1.....	361	26115-5.....	364
26045-1.....	358	26080-5.....	361	26116-1.....	364
26045-5.....	358	26081-1.....	361	26116-5.....	364
26046-1.....	358	26081-5.....	361	26117-1.....	364
26046-5.....	358	26082-1.....	361	26117-5.....	364
26047-1.....	358	26082-5.....	361	26118-1.....	364
26047-5.....	358	26083-1.....	361	26118-5.....	364
26048-1.....	358	26083-5.....	361	26119-1.....	364
26048-5.....	358	26084-1.....	361	26120-1.....	364
26049-5.....	358	26084-5.....	361	26121-1.....	364
26049-25.....	358	26085-1.....	361	26122-1.....	364
26050-5.....	358	26085-5.....	361	26123-100.....	364
26050-25.....	358	26086-1.....	361	26123-500.....	364
26051-5.....	358	26086-5.....	361	26124-100.....	364
26051-25.....	358	26087-1.....	361	26124-500.....	364
26052-1.....	358	26087-5.....	361	26125-100.....	364
26052-5.....	358	26088-1.....	362	26125-500.....	364
26053-1.....	358	26088-5.....	362	26126-100.....	364
26053-5.....	358	26089-1.....	362	26126-500.....	364
26054-1.....	359	26089-5.....	362	26127-100.....	365
26054-5.....	359	26090-1.....	362	26127-500.....	365
26055-1.....	359	26090-5.....	362	26128-100.....	365
26055-5.....	359	26091-1.....	362	26128-500.....	365
26056-1.....	359	26091-5.....	362	26129-100.....	365
26056-5.....	359	26092-1.....	362	26129-500.....	365
26057-1.....	359	26092-5.....	362	26130-100.....	365
26057-5.....	359	26093-1.....	362	26130-500.....	365
26058-1.....	359	26093-5.....	362	26131-1.....	365
26058-5.....	359	26094-1.....	362	26131-100.....	365
26059-1.....	359	26094-5.....	362	26131-500.....	365
26059-5.....	359	26095-1.....	362	26132-1.....	365
26060-1.....	359	26095-5.....	362	26132-100.....	365
26060-5.....	359	26096-1.....	362	26132-500.....	365
26061-1.....	359	26096-5.....	362	26133-1.....	365
26061-5.....	359	26097-1.....	362	26133-100.....	365

Catalog Codes

26133-500.....	365	26178-100.....	368	26207-500.....	371
26137-100.....	366	26178-500.....	368	26208-1.....	371
26137-500.....	366	26179-100.....	368	26208-500.....	371
26138-100.....	366	26179-500.....	368	26209-1.....	371
26138-500.....	366	26180-1.....	369	26209-500.....	371
26139-100.....	366	26180-100.....	369	26210-1.....	371
26139-500.....	366	26180-500.....	369	26210-500.....	371
26140-100.....	366	26181-1.....	369	26211-1.....	371
26140-500.....	366	26181-100.....	369	26211-500.....	371
26141-100.....	366	26181-500.....	369	26212-500.....	372
26141-500.....	366	26182-1.....	369	26213-500.....	372
26142-100.....	366	26182-100.....	369	26214-500.....	372
26142-500.....	366	26182-500.....	369	26215-500.....	372
26143-100.....	366	26183-1.....	369	26216-1.....	372
26143-500.....	366	26183-100.....	369	26216-100.....	372
26144-1.....	366	26183-500.....	369	26216-500.....	372
26144-500.....	366	26184-1.....	369	26217-1.....	372
26156-100.....	366	26184-100.....	369	26217-100.....	372
26156-500.....	366	26184-500.....	369	26217-500.....	372
26157-100.....	366	26185-1.....	369	26218-1.....	372
26157-500.....	366	26185-100.....	369	26218-500.....	372
26158-100.....	366	26185-500.....	369	26219-500.....	372
26158-500.....	366	26186-100.....	369	26220-100.....	372
26159-100.....	367	26186-500.....	369	26220-500.....	372
26159-500.....	367	26187-100.....	369	26221-500.....	372
26160-100.....	367	26187-500.....	369	26222-1.....	372
26160-500.....	367	26188-100.....	369	26222-100.....	372
26161-100.....	367	26188-500.....	369	26222-500.....	372
26161-500.....	367	26189-100.....	370	26223-1.....	372
26162-100.....	367	26189-500.....	370	26223-100.....	372
26162-500.....	367	26190-100.....	370	26223-500.....	372
26163-100.....	367	26190-500.....	370	26224-1.....	372
26163-500.....	367	26191-100.....	370	26224-500.....	372
26164-100.....	367	26191-500.....	370	26225-500.....	373
26164-500.....	367	26192-100.....	370	26226-500.....	373
26165-100.....	367	26192-500.....	370	26227-500.....	373
26165-500.....	367	26193-100.....	370	26228-1.....	373
26166-100.....	367	26193-500.....	370	26228-500.....	373
26166-500.....	367	26194-100.....	370	26229-500.....	373
26167-100.....	367	26194-500.....	370	26230-1.....	373
26167-500.....	367	26195-100.....	370	26230-500.....	373
26168-100.....	367	26195-500.....	370	26231-1.....	373
26168-500.....	367	26196-100.....	370	26231-500.....	373
26169-100.....	367	26196-500.....	370	26232-1.....	373
26169-500.....	367	26199-1.....	370	26232-500.....	373
26170-100.....	367	26199-500.....	370	26233-1.....	373
26170-500.....	367	26200-1.....	370	26233-500.....	373
26171-100.....	368	26200-500.....	370	26234-1.....	373
26171-500.....	368	26201-1.....	370	26234-500.....	373
26172-100.....	368	26201-500.....	370	26235-1.....	373
26172-500.....	368	26202-100.....	371	26235-500.....	373
26173-100.....	368	26202-500.....	371	26240-1.....	374
26173-500.....	368	26203-100.....	371	26240-500.....	374
26174-100.....	368	26203-500.....	371	26241-1.....	374
26174-500.....	368	26204-100.....	371	26241-500.....	374
26175-100.....	368	26204-500.....	371	26242-1.....	374
26175-500.....	368	26205-100.....	371	26242-500.....	374
26176-100.....	368	26205-500.....	371	26243-1.....	374
26176-500.....	368	26206-100.....	371	26243-500.....	374
26177-100.....	368	26206-500.....	371	26244-1.....	374
26177-500.....	368	26207-100.....	371	26244-500.....	374

26245-1.....	374	26410-100.....	181, 208	64007-15.....	211
26245-500.....	374	26414-1.....	121	64008-15.....	211
26246-1.....	374	26414-20.....	121	64009-15.....	211
26246-500.....	374	26415-1.....	316	64010-15.....	211
26247-500.....	374	26417-1.....	42	64011-15.....	211
26248-1.....	374	26418-1.....	42	64012-15.....	211
26248-100.....	374	26419-1.....	67	64013-15.....	211
26248-500.....	374	26419-8.....	67	64014-15.....	211
26249-1.....	374	26419-16.....	67	64015-15.....	211
26249-100.....	374	26434-5.....	347	64016-15.....	211
26249-500.....	374	26435-1.....	21, 110, 325	64017-15.....	211
26250-1.....	374	26436-1.....	26	64018-15.....	211
26250-100.....	374	26436-50.....	26	64019-15.....	211
26250-500.....	374	26436-250.....	26	64020-15.....	211
26251-1.....	374	26437-1.....	26	64021-15.....	211
26251-100.....	374	26437-50.....	26	64022-15.....	211
26251-500.....	374	26437-250.....	26	64023-15.....	211
26252-250.....	342	26444-1.....	181, 208	64024-15.....	211
26255-4.....	149	26444-2.....	181, 208	64025-15.....	211
26256-6.....	149	26444-5.....	181, 208	64026-15.....	211
26256-12.....	149	26444-10.....	181, 208	64027-15.....	211
26267-1.....	329	AB50020B-1.....	156	64028-15.....	211
26267-10.....	329	50100-1.....	352	64030-15.....	212
26268-1.....	329	50101-1.....	352	64035-15.....	212
26268-10.....	329	50110-1.....	352	64040-15.....	212
26269-1.....	329	50113-1.....	354	64045-15.....	212
26269-10.....	329	50145-1.....	352	64050-15.....	212
26270-1.....	329	50146-1.....	351	64055-15.....	212
26270-10.....	329	50146-4.....	351	64060-15.....	212
26272-1.....	91	50148-1.....	351	64065-15.....	212
26272-5.....	91	50148-4.....	351	64070-15.....	212
26273-1.....	73, 88	50159-2.....	351	64080-15.....	212
26273-5.....	88	50179-1.....	353	64090-15.....	212
26277-1.....	318	50181-1.....	353	64100-15.....	212
26278-1.....	318	50189-1.....	354	64110-15.....	212
26279-1.....	317, 318	50191-1.....	354	64120-15.....	212
26279-5.....	317, 318	50195-1.....	353	64130-15.....	212
26280-1.....	317, 318	50201-1.....	353	64140-15.....	212
26280-5.....	317, 318	50202-1.....	353	64155-15.....	212
26287-50.....	312	50208-1.....	354	64160-15.....	212
26287-500.....	312	50218-1.....	349	64165-15.....	212
26288-50.....	312	50218-250.....	349	64170-15.....	212
26288-500.....	312	50223-1.....	349	64180-15.....	212
26289-50.....	312	50223-250.....	349	64190-15.....	212
26289-500.....	312	50226-1.....	349	64200-15.....	212
26290-50.....	312	50226-250.....	349	64210-15.....	212
26290-500.....	312	50227-1.....	348	64220-15.....	212
26292-1.....	323	50227-250.....	348	64225-15.....	212
26292-25.....	323	50229-1.....	349	64230-15.....	212
26292-250.....	323	50229-250.....	349	64235-15.....	212
26296-10.....	264	50237-1.....	348	84100-10.....	185
26296-100.....	264	50237-250.....	348	84100-100.....	185
26297-1.....	330	50240-1.....	348	84101S-1.....	194
26297-10.....	330	50240-250.....	348	84102S-1.....	194
26404-10.....	335	50274-1.....	350	84104S-1.....	194
26405-10.....	329	50274-250.....	350	84106S-1.....	195
26406-1.....	21, 110, 297, 325	AB54003B-1.....	152	84125-10.....	185
26409-20.....	216	AB54004B-1.....	152	84125-100.....	185
26410-5.....	181, 208	64004-15.....	211	84130-10.....	186
26410-10.....	181, 208	64005-15.....	211	84140-10.....	186
26410-25.....	181, 208	64006-15.....	211	84200-10.....	189

Catalog Codes

84300-50.....	188, 204	86056-10.....	183
84300-500.....	188, 204	86057-3.....	187, 207
84320-50.....	188, 204	86057-10.....	187, 207
84324-50.....	188, 204	139984-36-4.....	24, 113
84325-50.....	188, 204	AB500001-1.....	153
84330-50.....	188, 204	AB500007-1.....	153
84330-500.....	188, 204	AB500009-1.....	153
84334-50.....	188, 204	AB500061-1.....	155
84334-500.....	188, 204	AB500065-1.....	155
84335-50.....	188, 204	AB500071-1.....	153
84335-500.....	188, 204	AB500076-1.....	153
84340-50.....	188, 204	AB500081-1.....	154
84340-500.....	188, 204	AB500086-1.....	154
84344-50.....	188, 204	AB500090-1.....	152
84344-500.....	188, 204	AB500201-1.....	155
84350-50.....	188, 204	AB500501-1.....	155
84350-500.....	188, 204	AB500511-1.....	154
84510-100.....	189	AB520001-1.....	154
84555-1.....	189	AB520005-1.....	153
84600-2.....	187, 205	AB520006-1.....	156
84600-10.....	187, 205	AB530001-1.....	151
84605-2.....	187, 205	AB530021-1.....	151
84605-10.....	187, 205	AB530039-1.....	151
84660-5.....	186, 208	AB530111-1.....	152
84660-50.....	186, 208	AB530114-1.....	152
85002-5.....	203	AB540021-1.....	154
85008-5.....	203	AB540041-1.....	154
85011-5.....	203	AB550051-1.....	155
85014-5.....	203	AB550055-1.....	155
85019-5.....	203		
85034-5.....	203		
85045-5.....	203		
85056-5.....	203		
85071-5.....	203		
85072S-1.....	196		
85104-5.....	203		
85108-5.....	203		
85145-5.....	203		
85200-1.....	194		
86000-1.....	185, 186, 189, 191, 199, 204, 209		
86001-10.....	185		
86010-1.....	186		
86011-10.....	185		
86020-1.....	189, 191, 199, 204		
86021-50.....	188, 204		
86030-1.....	186, 209		
86031-10.....	186, 208		
86040-1.....	206		
86041-2.....	205		
86041-10.....	205		
86051-2.....	205		
86051-10.....	205		
86053-50.....	205		
86054-3.....	188		
86054-10.....	188		
86055-5.....	183		
86055-25.....	183		
86056-1.....	183		
86056-2.....	183		
86056-5.....	183		



Terms & Conditions

1. ACCEPTANCE

Polysciences, Inc.'s ("Seller") acceptance of the applicable buyer's ("Customer") order, whether such order is submitted via telephone, purchase order, website, or catalog order (as applicable, the "Order Submission"), is limited to and governed by these terms and conditions (the "Terms and Conditions") and the Order Submission; provided that if there is any conflict or inconsistency between or among the applicable Order Submission and these Terms and Conditions, these Terms and Conditions shall prevail and govern. Seller hereby notifies Customer, and Customer hereby acknowledges, that Seller objects to all terms and conditions in any Order Submission or any other communication(s) from the Customer which are additional to, different from, or conflicting with these Terms and Conditions. Neither the failure of Seller to object to an Order Submission or any other communication(s) from the Customer, nor shipment of the products described in the Order Submission (the "Product(s)"), shall be deemed an acceptance of any terms or conditions which are additional to, different from, or conflicting with these Terms and Conditions. The Customer shall be deemed to have accepted all of these Terms and Conditions, and no other, upon the submission of the Order Submission to Seller. The Order Submission and these Terms and Conditions (collectively, this "Agreement") comprise the entire agreement between the parties, and supersede all prior or contemporaneous understandings, agreements, negotiations, representations and warranties, and communications, both written and oral. This Agreement shall not be modified or superseded by any subsequent writing unless executed by Customer and Seller.

2. PRICES & MINIMUM ORDER POLICY

Prices: Subject to this Section 2, Customer shall purchase all Product(s) from Seller at the price set forth in Seller's published price list in force as of the date of Seller's acceptance of the Customer's submission of the applicable Order Submission; provided that if the price should be increased by Seller before delivery of the Product(s) to Customer, then these Terms and Conditions shall be construed as if the

increased price was originally inserted herein, and Customer shall be billed by Seller on the basis of such increased prices. All prices are exclusive of all federal, state, excise and similar taxes, including, without limitation, taxes on manufacture, sales, receipts, and all costs of transportation, packaging, insurance and other costs, including export and import duties, if applicable. All such taxes and costs will be added to the invoice as a separate charge and paid by Customer. Customer acknowledges and agrees that all prices are based on current costs and therefore subject to change without notice to account for changes in the cost of raw materials and other direct costs beyond Seller's control.

Minimum Order Policy: Orders placed in U.S. Dollars and shipped through Polysciences, Inc. shall have a minimum threshold of \$35.00. For orders placed in Euros and shipped to European countries through Polysciences Europe GmbH: On orders less than 250.00 Euro, an order fee of 20.00 Euro will be applied to shipments outside of Germany.

3. SHIPMENT & RISK

All sales of Product(s) are freight and insurance prepaid by Customer from Seller's address in Warrington, PA. If shipping and handling charges are quoted or invoiced, such charges shall include charges in addition to actual freight and insurance costs. Delivery of all Product(s) shall be made FOB Seller's address in Warrington, PA. The Product(s) shall be delivered within a reasonable time after Seller's receipt of Customer's Order Submission, subject to availability of finished Product(s); provided that all deliveries made within thirty (30) days after specified date of delivery in the Order Submission, if a date of delivery is so specified therein, shall constitute good delivery for the purposes of this Agreement. Seller shall deliver the Product(s) using any commercially reasonable method for packaging and shipping determined by Seller, in its sole discretion. Any liability of Seller for non-delivery of the Product(s) shall be limited to replacing the Product(s) within a reasonable time or adjusting the invoice respecting such Product(s) to reflect the actual quantity delivered. Customer acknowledges and agrees that the remedies set forth in

the foregoing sentence are Customer's exclusive remedies for any non-delivery of Product(s).

Title and risk of loss passes to Customer upon delivery of the Product(s) FOB at Seller's address in Warrington, PA, and Seller shall not be liable for any delays, loss, or damage of any Product(s) in transit to any other location.

As collateral security for the payment of the purchase price of the Product(s), Customer hereby grants to Seller a lien on and security interest in and to all of the right, title, and interest of Customer in, to and under the Product(s), wherever located, and whether now existing or hereafter arising or acquired from time to time, and in all accessions thereto and replacements or modifications thereof, as well as all proceeds (including insurance proceeds) of the foregoing. The security interest granted under this provision constitutes a purchase money security interest under Pennsylvania's Uniform Commercial Code.

Seller may, in its sole discretion, without liability or penalty, make partial shipments of Product(s) to Customer. Each shipment will constitute a separate sale and shall be separately invoiced, and Customer shall pay for the Product(s) shipped whether such shipment is in whole or partial fulfillment of Customer's Order Submission. Any delay in delivery of any shipment shall not relieve Customer of its obligations to accept remaining deliveries and shipments.

4. DELAYS

Seller shall not be liable or responsible to Customer, including without limitation for any losses or damages suffered by Customer, and shall not be deemed to have defaulted or breached this Agreement, for any failure or delay in the performance of this Agreement, or in the delivery or shipment of any Product(s), when such failure or delay is directly or indirectly caused by, or in any manner arises from acts or circumstances beyond the reasonable control of Seller, including without limitation, fires, floods, earthquake, explosion, accidents, acts of terrorists, riots, acts of God, war or insurrection, governmental interference or embargoes (whether by priorities, rationing or otherwise), strikes, labor difficulties, shortages of labor,

fuel, power, materials or supplies, or transportation delays. If any of the above mentioned contingencies occur, Seller reserves the right to cancel, in whole or in part, this Agreement without any resulting liability.

5. TERMS OF PAYMENT & INTEREST

Customer shall pay all invoiced amounts net thirty (30) days of Seller's invoice. All payments shall be made in U.S. dollars. Seller reserves the right to impose a money service charge on invoices unpaid after thirty (30) days at the rate equal to the lesser of one and one-half percent (1.5%) per month or the highest rate permissible under applicable law. A service fee of three percent (3.00%) will be added to all credit card orders over Five Thousand USD (\$5,000.00). Customer shall reimburse Seller for all costs incurred in collecting any late payments or otherwise enforcing the Agreement, including, without limitation, reasonable attorneys' fees. In addition to all other remedies available under these Terms and Conditions or at law (which Seller does not waive by the exercise of any rights hereunder), Seller shall be entitled to suspend the delivery of any Product(s) if Customer fails to pay any amounts when due hereunder. Customer shall not withhold payment of any amounts due and payable by reason of any set-off of any claim or dispute with Seller, whether relating to Seller's breach, bankruptcy or otherwise.

6. RAW CHEMICALS; USE

Seller reserves the right to select sources of supply for raw chemicals that may be incorporated into or included in any Product(s). Seller does not guarantee the compatibility or performance of raw chemicals with Customer's product(s). This Agreement is subject to Seller's ability to obtain the necessary raw chemicals. All raw chemicals incorporated into or included in any Product(s), and the Product(s) themselves, contain hazards and dangers that require caution. Accordingly, Seller shall ensure that all such raw chemicals and Product(s) are handled on only by qualified individuals trained in procedures and familiar with the potential hazards of the chemicals and Product(s). The absence of warning shall not be interpreted as an indication of safety. All chemicals are offered for

research and investigational purposes only and are not intended for food, drug, cosmetic or household use. Customer assumes all risk and liability for the use and/or results obtained by the use of the Product(s) whether used singly or in combination with other Product(s).

Customer represents and warrants to Seller that (i) Customer holds in good standing any and all required licenses, approvals and permits necessary for its receipt, ownership, possession or use of the Product(s) to be supplied by Seller, (ii) the Products will not be resold, used or transferred by Customer other than in full compliance with all applicable laws, regulations and orders, and (iii) the Products, as to be used or introduced into commerce by Customer, are not regulated products requiring compliance with GMP or other regulatory or legal requirements, or special or unique manufacturing, safety, inspection or other manufacturing or processing requirements on the part of Seller.

7. LIMITED WARRANTY

Seller warrants to Customer that any Product(s) purchased by Customer hereunder, including all Products, will, at the time of transfer of title FOB Warrington, PA, be free from material defects in material and workmanship as established by Seller's standards of acceptable quality.

EXCEPT FOR THE WARRANTY SET FORTH IN THE FOREGOING SENTENCE, SELLER MAKES NO WARRANTY WHATSOEVER WITH RESPECT TO ANY PRODUCT(S), INCLUDING ANY (a) WARRANTY OF MERCHANTABILITY; (b) WARRANTY OF FITNESS FOR A PARTICULAR PURPOSE; (c) WARRANTY OF TITLE; OR (d) WARRANTY AGAINST INFRINGEMENT OF INTELLECTUAL PROPERTY RIGHTS OF A THIRD PARTY; WHETHER EXPRESS OR IMPLIED BY LAW, COURSE OF DEALING, COURSE OF PERFORMANCE, USAGE OF TRADE, OR OTHERWISE.

Products manufactured by a third party ("Third Party Product") may constitute, contain, be contained in, incorporated into, attached to or packaged together with, the Product(s). Third Party Products are not covered by the warranty in the first sentence of this Section 7. For the avoidance of doubt, SELLER MAKES NO REPRESENTATIONS OR

WARRANTIES WITH RESPECT TO ANY THIRD-PARTY PRODUCT, INCLUDING ANY (a) WARRANTY OF MERCHANTABILITY; (b) WARRANTY OF FITNESS FOR A PARTICULAR PURPOSE; (c) WARRANTY OF TITLE; OR (d) WARRANTY AGAINST INFRINGEMENT OF INTELLECTUAL PROPERTY RIGHTS OF A THIRD PARTY; WHETHER EXPRESS OR IMPLIED BY LAW, COURSE OF DEALING, COURSE OF PERFORMANCE, USAGE OF TRADE, OR OTHERWISE.

The Seller shall not be liable for a breach of the warranty in the first sentence of this Section 7 unless: (i) Customer gives written notice of the defective Product(s), reasonably described, to Seller within fifteen (15) days of the initial delivery of the Product(s) (a "Defective Notice"); (ii) if applicable, Seller is given a reasonable opportunity after receiving the notice of breach of the warranty to examine such Product(s), and Customer (if requested to do so by Seller) returns such Product(s) to Seller's place of business at Seller's cost and pursuant to Seller's delivery instructions; and (iii) Seller reasonably verifies Customer's claim that the Product(s) are defective. Upon Seller's determination that the Product(s) is/ are defective, Seller shall issue to Customer a written Returned Material Authorization number.

The Seller shall not be liable for a breach of the warranty set forth in in the first sentence of this Section 7 if: (i) Customer makes any further use of such Product(s) after giving the Defective Notice; (ii) the defect arises because Customer failed to follow Seller's oral or written instructions, or industry standards or legal requirements, as to the storage, installation, commissioning, handling, use, or maintenance of the Product(s); (iii) Customer modifies, alters or repairs such Product(s), or causes such Product(s) to be further processed or integrated into any further product or process, without the prior written consent of Seller, or (iv) Customer sells, transfers or otherwise introduces the Product(s) into commerce.

Subject to the two (2) foregoing paragraphs, with respect to any defective Product(s), Seller shall, in its sole discretion, as Customer's sole and exclusive remedy relating to the

Terms & Conditions

existence of defective Product(s), either: (i) repair or replace such Product(s) (or the defective part); or (ii) credit or refund the price of such Product(s) at the pro rata price rate provided that, if Seller so requests, Customer shall, at Seller's expense, return such Product(s) to Seller. THE REMEDIES SET FORTH IN THE FOREGOING PARAGRAPH SHALL BE THE CUSTOMER'S SOLE AND EXCLUSIVE REMEDY AND SELLER'S ENTIRE LIABILITY FOR ANY BREACH OF THE LIMITED WARRANTY SET FORTH IN THE FIRST SENTENCE OF THIS SECTION 7. Products returned without defect which are approved for return by the Seller are subject to a restocking charge equal to twenty-five percent (25%) of the purchase price of the subject item.

8. LIMITATION OF LIABILITY AND INDEMNIFICATION

IN NO EVENT SHALL SELLER BE LIABLE TO CUSTOMER OR ANY THIRD PARTY FOR ANY LOSS OF USE, REVENUE OR PROFIT, DIMINUTION IN VALUE, INJURY OR DAMAGE TO PERSON OR PROPERTY, OR FOR ANY CONSEQUENTIAL, INDIRECT, INCIDENTAL, SPECIAL, EXEMPLARY, OR PUNITIVE DAMAGES WHETHER ARISING OUT OF BREACH OF CONTRACT, TORT (INCLUDING NEGLIGENCE), USE OF (OR THE INABILITY TO USE) ANY PRODUCT(S) OR OTHERWISE, REGARDLESS OF WHETHER SUCH DAMAGES WERE FORESEEABLE AND WHETHER OR NOT SELLER HAS BEEN ADVISED OF THE POSSIBILITY OF SUCH DAMAGES, AND NOTWITHSTANDING THE FAILURE OF ANY AGREED OR OTHER REMEDY OF ITS ESSENTIAL PURPOSE.

IN NO EVENT SHALL SELLER'S AGGREGATE LIABILITY ARISING OUT OF OR RELATED TO THIS AGREEMENT, WHETHER ARISING OUT OF OR RELATED TO BREACH OF CONTRACT, TORT (INCLUDING NEGLIGENCE), OR OTHERWISE, EXCEED THE TOTAL OF THE AMOUNTS PAID BY CUSTOMER TO SELLER FOR THE PRODUCT(S) SOLD HEREUNDER DURING THE THIRTY (30) DAY PERIOD PRECEDING THE INCIDENT GIVING RISE TO SUCH LIABILITY.

Customer agrees to defend, indemnify, and hold harmless Seller and its affiliates, parents, subsidiaries, employees, agents, successors, officers, directors, and assigns, from and against any suits, actions, proceedings,

losses, claims, damages demands, liabilities, costs and expenses (including reasonable attorneys' and accountants' fees) that Seller may sustain or incur as a result of or relating to:

1. the breach or non-fulfillment of any representation, warranty, covenant, or obligation set forth in this Agreement by Customer or any or Customer's officers, directors, members, managers, partners, employees, agents, representatives, or subcontractors;
2. Seller's compliance with any instructions or guidance with respect to the production, manufacture, or assembly of any of the Product(s);
3. any claim alleging any negligent or more culpable act or omission (whether in duty of care, as a result of presumption, per se negligence, or failing to meet industry standards) of Customer or any or Customer's officers, directors, members, managers, partners, employees, agents, representatives, or subcontractors in connection with the performance of its obligations under this Agreement;
4. any claim by or loss to any party relating to the condition, sale, safety, legal compliance or use of any of the Product(s) supplied by Seller, solely except to the extent such claim or loss results from the intentional misconduct of Seller; and
5. any bodily injury, death of any person, or damage to real or tangible personal property, including without limitation those caused by the acts or omissions of Customer or any or Customer's officers, directors, members, managers, partners, employees, agents, representatives, or subcontractors; including without limitation:
 - a. any claims relating to or arising out of the condition, purchase and/or use of any of Customer's products or services, including any breaches of warranties with respect thereto; and/or
 - b. any claims relating to or arising out of the handling, carrying, transportation, or distribution of any of the Product(s) from Seller's address in Warrington, PA, including any claims based in strict liability.

Customer shall notify Seller in writing within fifteen (15) days of Customer's receipt of knowledge of any accident, or incident involving the Product(s) which results in personal injury or

damage to property, and Customer shall fully cooperate with Seller in the investigation and determination of the cause of such accident and shall make available to Seller all statements, reports and tests made by Customer or made available to Customer by others. The furnishing of such information to Seller and any investigation by Seller of such information or incident report shall not in any way constitute any assumption of any liability for such accident or incident by Seller.

9. INTELLECTUAL PROPERTY RIGHTS Seller and its licensors are, and shall remain, the sole and exclusive owners of all right, title, and interest in and to all Intellectual Property Rights (as defined herein) with respect to the Product(s). The term "Intellectual Property Rights" includes, without limitation, all (a) patents, patent disclosures, and inventions (whether patentable or not), (b) trademarks, service marks, trade dress, trade names, logos, corporate names, and domain names, together with all of the goodwill associated therewith, (c) copyrights and copyrightable works (including computer programs), mask works, and rights in data and databases, (d) trade secrets, know-how, and other confidential information, and (e) all other intellectual property rights, in each case whether registered or unregistered and including all applications for, and renewals or extensions of, such rights, and all similar or equivalent rights or forms of protection in any part of the world. Without limiting the generality of Customer's indemnification obligations set forth in Section 8 above, Customer shall defend, indemnify, and hold harmless Seller and its affiliates, parents, subsidiaries, employees, agents, successors, officers, directors, and assigns, from and against any suits, actions, proceedings, losses, claims, damages demands, liabilities, costs and expenses (including reasonable attorneys' and accountants' fees) that Seller may sustain or incur as a result of or relating to Customer's breach, violation, or infringement of any of any of Seller's Intellectual Property Rights. Customer represents and warrants that its use, sale, resale, and/or distribution of the Product(s), including without limitation, its incorporation or inclusion

of the Product(s) into any item or material produced, manufactured, or assembled by Customer or any of its affiliates, parents, or subsidiaries, shall not breach, violate, or infringe any other person's or entity's Intellectual Property Rights.

In the event of any claim, demand, suit, or action involving either or both of Seller and/or Seller's Intellectual Property Rights that pertains to the breach, violation, or infringement of any of any of Seller's Intellectual Property Rights or that alleges that the Product(s) or Customer's use, sale, resale, and/or distribution of the Product(s) breaches, violates, or infringes any other person's or entity's Intellectual Property Rights, Customer shall immediately notify Seller in writing or such claim, and Seller shall, at its option, have the right to take control of and defend such claim, demand or suit at Customer's expense, to approve counsel and to hire its own counsel at Customer's expense to participate in each and every negotiation or litigation pertaining to such claim, demand, suit, or action.

10. CONFIDENTIALITY

All non-public, confidential or proprietary information of Seller, including but not limited to, specifications, samples, patterns, designs, sketches, formulae, proofs, plans, drawings, documents, data, business operations, pricing, discounts, or rebates, disclosed by Seller to Customer, whether disclosed orally or disclosed or accessed in written, electronic or other form or media, and whether or not marked, designated, or otherwise identified as "confidential," is confidential, solely for the use of performing this Agreement, and may not be disclosed or copied unless authorized in advance by Seller in writing. Unless otherwise agreed in writing, such items and all copyrights or patents protecting them are owned by Seller.

11. MODIFICATION

Modifications, additions, cancellations or suspensions of any order resulting from this Agreement shall not be effective or binding upon Seller or Customer unless evidenced in writing on the Order Submission or in a separate writing that is signed by an authorized manager of both the Customer and the Seller,

expressly stating the terms modified and the nature of the modification.

12. JURISDICTION

Customer and Seller each, to the extent that it may lawfully do so, acknowledge, consent, and agree that all matters arising out of or relating to this Agreement are governed by and construed in accordance with the internal laws (both substantive and procedural) of the Commonwealth of Pennsylvania (including without limitation the provisions of the Uniform Commercial Code as adopted by the Commonwealth of Pennsylvania) without giving effect to any choice or conflict of law provision or rule (whether of the Commonwealth of Pennsylvania or any other jurisdiction) that would cause the application of the laws of any jurisdiction other than those of the Commonwealth of Pennsylvania. Any suit, action, or proceeding (whether in law or in equity) arising out of or relating to this Agreement shall be brought and instituted solely in the courts of the Commonwealth of Pennsylvania in each case located in the City of Philadelphia and County of Philadelphia, or, if it can acquire jurisdiction, in the United States District Court for the Eastern District of Pennsylvania, and each party irrevocably submits to the exclusive jurisdiction of such courts in any such suit, action, or proceeding. Each party, to the extent that it may lawfully do so, further agrees that a summons and complaint commencing an action or proceeding in any of such courts shall be properly served and shall confer personal jurisdiction if served personally or by certified mail to it as its address provided on the Order Submission or as otherwise provided under the laws of the Commonwealth of Pennsylvania.

13. LIMITATION OF ACTIONS

No action regardless of form arising out this Agreement with the Customer may be commenced by Customer more than one (1) year after the cause of action has accrued except an action for nonpayment. Customer shall reimburse Seller for any reasonable attorneys' fees and other legal expenses incurred in enforcing or defending its rights under this Agreement.

14. CANCELLATION OF ORDERS FOR "UPON REQUEST" ITEMS

An order for an 'Upon Request' item, identified by the text in the 'availability' column on the product page or otherwise noted by Seller, can only be cancelled up to the end of the following business day that the order was placed.

METHOD OF SHIPMENT

Unless specifically advised otherwise by Seller, shipment of all Product(s) shall be by United Parcel Service, parcel post, common carrier or air freight. All Product(s) requiring dry ice packaging must be shipped air express; all cold pack materials must be shipped United Parcel Service's next day air service. For those hazardous chemicals covered by Department of Transportation and/or International Air Transport Association (IATA) regulations for flammable (red label) or hazardous items, Seller reserves the right to elect the most appropriate shipping method in order to comply with those regulations and shall be under no obligation to provide notice of shipping method to Customer.

Orders placed through Seller's website for shipment to European countries will be processed through Polysciences Europe GmbH. Seller cannot and does not guarantee these shipments for overnight delivery. If Customer requires expedited service, Customer is advised to please contact Polysciences Europe GmbH directly at +49 6201 845 20 0.

HAZARDOUS CHEMICALS

Any and all chemicals or other hazardous substances provided or otherwise supplied by Seller to Customer shall be handled only by qualified individuals trained in laboratory procedures and familiar with the potential hazards of the chemicals. The absence of a warning must not be interpreted as an indication of safety.



POLYSCIENCES, INC.

Beads Above the Rest[®], BioMag[®], Chemistry Beyond the Ordinary[™], Chemzymes[™], Chemzymes Ultra Pure[™], CitraMount[™], EasyFILL[™], EdgeCONTROL[™], ElectroPure[™], Embed-It[™], Flow Check[™], Fluoresbrite[™], Fungi-Fluor[®], GemCut[™], JB-4[®], JB-4 Plus[®], Lowicryl[®], MAXgene[®], Monostep[™], NoSWEEP[™], OptiCLEAR[™], Peel-A-Way[®], PEI 25K[™], PEI MAX[®], Persist Solvent Gels[™], Persist Solvent Gel Kit[™], Polybead[®], Poly/Bed[®], Polyfin[®], PolyFluor[®], Poly-Mount[™], PolyPress[™], Polysciences, Inc.[®], ProMag[®], Selectapure[™], SingleShot[™], SingleShots[™], StainRITE[®], StainTray[™], Tissue-Tack[™], Transporter 5[®], ViaCheck[™]

BANGS LABORATORIES, INC.

Absolute Count Standard[™], Autofluor[™], Bangs Labs[™], Bangs Laboratories, Inc.[™], Certified Blank[™], COMPEL[™], Compensation Standard[™], Flow Cytometry Absolute Count Standard[™], Full Spectrum[™], Magnefy[™], ProMag[®], QC Windows[®], Quantum[™], QuantumPlex[™], QuickCal[®], Right Reference Standard[™], Simply Cellular[®], Starfire Red[™], StarLight[™], SureCount[™]

ADOBE SYSTEMS, INC. - Acrobat[®], Adobe[®], Reader[®]

AMCOR FLEXIBLES NORTH AMERICA, INC. - Parafilm[®]

AMERICAN TYPE CULTURE COLLECTION - ATCC[®], 10231[™], 19414[™], 14470[™]

ARKEMA GROUP - SAR-GEL[®]

BECKMAN COULTER, INC. - Vi-CELL[®]

BETTER EQUIPMENT FOR ELECTRON MICROSCOPY - Beam[®]

BROWN COMPANY - Selectacel[™]

CHEMOURS - Chemours[™], Teflon[™]

CRODA AMERICAS, LLC. - Tween[®]

CYTIVA SWEDEN AB - Ficoll[®], Sepharose[®]

DCS, INNOVATIVE DIAGNOSTIK SYSTEME, GERMANY - HOPE[®]

DDP SPECIALTY ELECTRONIC MATERIALS - Amberlite[®], ProClin[®]

DECON LABORATORIES, INC. - Bacdown[®], BDD[™], CiDehol[®], Conflikt[®], Contrad[®], IRADECON[®], SaniHol[®], SporGon[®]

DOW CHEMICAL COMPANY - Dow[®]

DSM IP ASSETS B.V. - Prionex[®]

GE HEALTHCARE - Cy[™], Sepharose[®]

HEXION, INC. - Epon[®]

HUNTSMAN CORPORATION - Araldite[®], Uvitex[®]

ILFORD IMAGING EUROPE GMBH - Ilford[®]

IMPERIAL CHEMICAL INDUSTRIES - Coomassie[®]

KURARAY EUROPE GmbH - Mowiol[®]

LEICA BIOSYSTEMS - Leica[®], Surgipath[®], Vibratome[®]

LONDON RESIN - LR Gold[®], LR White[®]

MERCK KGaA - Millipore[®]

MICROBIOLOGICS, INC. - Microbiologics[®]

MOLECULAR TARGETING TECHNOLOGIES, INC. - PSVue[®]

NEW ERIE SCIENTIFIC LLC. - Polysine[®]

NIPPI, INC. - BioMasher[®]

NORIT INTERNATIONAL N.V. - Norit[®]

NUTRITION AND BIOSCIENCE USA - ProClin[®]

PHANOSTECHNOLOGIES, INC. - CellVue[®], NeuroVue[®]

PUROLITE CORPORATION - PuroLite[®]

SARTORIUS STEDIM-BIOTECH GmbH - Vivaspin[®]

TEMUKA DIAGNOSTICS LIMITED - Microloop[®]

THERMO FISHER SCIENTIFIC - Alexa Fluor[®], Cascade Blue[®], LIVE/DEAD[®], Pacific Blue[®], Sytox[®], Texas Red[®]

UNION CARBIDE - Triton[®]

U.S. SILICA COMPANY - Florisil[®]

Distributors

ORDER ANYTIME THROUGH OUR REGIONAL SALES OFFICES, OR THROUGH OUR GLOBAL NETWORK OF DISTRIBUTORS.

North America

Corporate Headquarters
Polysciences, Inc.
400 Valley Road
Warrington, PA 18976
(215) 343-6484
(800) 523-2575 (US Only)
Fax: (215) 343-0214
(800) 343-3291 (US Only)
info@polysciences.com

Europe

Polysciences Europe GmbH
Badener Str. 13
69493 Hirschberg an der
Bergstrasse
Germany
(49) (0) 6201 845 20 0
Fax: (49) (0) 6201 845 20 20
info@polysciences.de

Asia Pacific

Polysciences Asia Pacific, Inc.
2F-1, 207 DunHua N. Road
Taipei, Taiwan 10595
(886) 2 8712 0600
Fax: (886) 2 8712 2677
info@polysciences.tw

India

Ott Scientific India Pvt. Ltd.
Plot no 805, 1st Floor
Udyog Vihar, Phase V
Gurugram, Haryana 122016
Tel: 91 730 370 2008
info@ottscientific.in

AUSTRALIA

BioScientific Pty. Ltd.
28 Munro Ave. Box 78 Gynea
N.S.W. Australia 2227
Tel: 61-2-9521-2177
Fax: 61-2-9542-3100
info@biosci.com.au
www.biosci.com.au

BELGIUM

Biovalley France
74, rue des Suisses
92000 Nanterre - France
Tel: 33-1-6007-2020
Fax: 33-1-6007-5051
info@biovalley.fr
www.biovalley.fr

Brunschwig Chemie B.V.
Hexaanweg 2
1041AX - Amsterdam
Netherlands
Tel: 31-20-6113-133
Fax: 31-20-6137-596
brunschwig@brunschwig.nl
www.brunschwig.nl

GENTAUR Europe BVBA
Voortstraat 49,
1910 Kampenhout
Belgium
Tel: 0032 16 58 90 45
Fax: 0032 16 50 90 45
info@gentaur.com
www.gentaurshop.com

BRAZIL

Ott Scientific Brasil - Coming Soon
Avenida Paulista, 1374,
11º andar, Sala 11A142
Bela Vista - São Paulo/SP
CEP 01310-916
Brasil

Sinapse Biotecnologia Ltda
Rua Barra Bonita, 149
CEP: 03073-040
São Paulo - SP
CNPJ: 02.371.251/0001-08
Brazil
Tel: (11) 2605-5655
Fax: 55-11-6605-5655
sinapse@sinapsebiotecnologia.com.br
www.sinapsebiotecnologia.com.br

BULGARIA

GENTAUR Bulgaria EOOD
Ul. Iskar 53
1191 Kokalyane,
Sofia, Bulgaria
Tel: 0035924682280
Fax: 0035929830070
info@gentaur.com
gentaurbg.com

CANADA

Analychem Corp. Ltd.
87 Helen Street, Woodbridge,
Ontario, Canada L4L 3S4
Tel: 1-800-268-1323
Fax: 905-856-3726
analychem@bellnet.ca

CEDARLANE
4410 Paletta Court, Burlington,
Ontario, Canada L7L 5R2
Tel: 289-288-0001
Tel: Toll Free (North America): 1-800-268-5058
Fax: 289-288-0020
general@cedarlanelabs.com
www.cedarlanelabs.com

CHILE

ProLab, Ltda
Vergara #24, Oficina 908
Casilla 3645, Santiago, Chile
Tel: 56-2-698-7215
Fax: 56-2-698-9617
www.prolab.cl

CHINA

MineBio Life Sciences, Ltd
4F, #21, 88 Darwin Road, Pudong
Shanghai, China, 201200
Tel: +(86) 21-51769110
Fax: +(86) 21-51821822
info@mine-bio.com
http://mine-bio.com/

COLUMBIA

Silher Representaciones
Calle 147 #7G -84 Oficina 305
Bogota, Columbia
Tel: 216-6414
Fax: 216-6428

CZECH.REPUBLIC

Dione Spol. s.r.o.
Na ravinách 149
252 06 Davle-Sázava
Czech. Republic
Tel: +420 739 215 060
Fax: +420 702 197 633
dione.praha@volny.cz

DENMARK

GENTAUR Europe BVBA
Voortstraat 49, 1910
Kampenhout, Belgium
Tel: +4569918806
info@gentaur.com
www.gentaurshop.com

FINLAND

Immuno Diagnostic Oy
Kaivokatu 16, 13100
Hameenlinna, Finland
Tel: +358-3-6153 70
Fax: +358-3-6822 039
info@immunodiagnostic.fi
www.immunodiagnostic.fi

FRANCE

Biovalley France
74 Rue des Suisses
92000 Nanterre
France
Tel: 33-1-6007-2020
Fax: 33-1-6007-5051
info@biovalley.fr
www.biovalley.fr

Coger
79, rue des Morillons
75015 Paris
France
Tel: 33-1-4533-6717
Fax: 33-1-4532-7104
coger@coger.fr
www.cogershop.com

Tebu-Bio S.A.
39 rue, de Houdan
78612 Le Parray-en-Yvelines
France
Tel: 33-1-3046-3900
Fax: 33-1-3046-3911
france@tebu-bio.com
www.tebu-bio.com

GREAT BRITAIN

Park Scientific Ltd.
24 Low Farm Place, Moulton Park
NN3 6HY Northampton
Great Britain
Tel: 44-1604-646495
Fax: 44-1604-648241
polysciences@parkscientific.com
www.parkscientific.com

GREECE

TechnoBioChem
15, Kristalli Str., Peristeri
P.C. 121 31 Athens
Greece
Tel: 30-210-4170629
Fax: 30-210-4172225
tbc@otenet.gr
www.technobiochem.com

HONG KONG

Advanced Technology & Industrial Company
Block H
8/F Kingland Building
739 Nathan Street
Kowloon, Hong Kong
Tel: 852-2390-2293
Fax: 852-2789-8314
sales@advtechind.com

HUNGARY

Kat-Chem
Beckó u. 23-25 1/1
1147 Budapest
Hungary
Tel: 36-1-221-9945
Fax: 36-1-383-5784
kat-chem@kat-chem.hu
www.kat-chem.hu

INDIA

Ott Scientific India Pvt. Ltd.
Plot no 805, 1st Floor
Udyog Vihar, Phase V
Gurugram, Haryana 122016
Tel: 91 730 370 2008
info@ottscientific.in

ISRAEL

WeisScientific, Ltd.
P.O. Box 293
Timrat, 36576
Israel
Tel: +972-4-6441575
Fax: +972-4-6440620
sales@weisscientific.com
www.weisscientific.com

ITALY

Histo-Line Laboratories SRL
Viale G. Di Vittorio, 30
20090 Pantigliate (MI),
Italy
Tel: 39-0255-230061
Fax: 39-0255-213764
histoline@histoline.com
www.histoline.com

Tebu-Bio s.r.l.
Via Pretorio 4-C.P. 70
I-20013 Magenta (MI)
Italy
Tel: 39-02-9729-5010
Fax: 39-02-9729-5077
italy@tebu-bio.com
www.tebu-bio.com

JAPAN

Cosmo Bio Co. Ltd.
Toyo Ekimae Bldg.
2-20 2-Chome
Koto-Ku
Tokyo, 135-0016 Japan
Tel: 81-0-3-5632-9605
Fax: 81-0-3-5632-9614
mail@cosmobio.co.jp
www.cosmobio.co.jp

Funakoshi Co. Ltd.
9-7 Hongo 2-Chome
Bunkyo-Ku
Tokyo
113-0033 Japan
Tel: 81-3-5684-1620
Fax: 81-3-5684-1775
reagent@funakoshi.co.jp
www.funakoshi.co.jp

Techno Chemical Corp.
27-9 Honkomagome 1 Chome
Bunkyo-Ku
Tokyo
113-0021 Japan
Tel: 81-03-3947-7310
Fax: 81-03-3947-7506
info@technochemical.com
www.technochemical.com

Nacalai Tesque Inc.
272 Higashitsuchikawa-cho
Kuze, Minami-Ku
Kyoto, 601-8204, Japan
Tel: 81-75-211-2704
Fax: 81-75-211-2673
www.nacalai.co.jp/ss/Contact/
www.nacalai.co.jp

FUJIFILM Wako Pure Chemical Corp.
1-2 Doshomachi 3-Chome
Chou-Ku, Osaka
540-8605 Japan
Tel: 81-6-6203-1594
Fax: 81-6-6201-5964
www.wako-chem.co.jp

LUXEMBOURG

Brunschwig Chemie B.V.
Hexaanweg 2
1041 AX - Amsterdam
Netherlands
Tel: 31-20-6113-133
Fax: 31-20-6137-596
brunschwig@brunschwig.nl
www.brunschwig.nl

MEXICO

Control Técnico y Representaciones, S.A. de C.V.
Av. Lincoln No. 3410 Pte.
Col. Mitras Norte
C.P. 64320 Monterrey, N.L.
Mexico
Tel: 01 81-8158-0600
Fax: 81-8373-2891
ctrscientific@ctr.com.mx
www.ctr.com.mx

Distributors

NETHERLANDS

Brunschwig Chemie B.V.
Hexaanweg 2
1041 AX - Amsterdam
NetherlandsTel: 31-20-6113-133
Fax: 31-20-6137-596
brunschwig@brunschwig.nl
www.brunschwig.nl

POLAND

Unimarket
ul. Rubież 46
PL-61-612 Poznan
Poland
Tel.: +48 61 8220 450
Fax: +48 61 8220 440
unimarket@home.pl
www.unimarket.home.pl

PORTUGAL

ImmunoStep SL
Avda. Universidad de Coimbra s/n,
Edificio Centro de Investigación del Cáncer
Campus Miguel de Unamuno
37007 – Salamanca
Spain
Tel.: +34 923 294 827
Fax: +34 923 294 827
info@immunostep.com
www.immunostep.com/en

SINGAPORE

ITS Science & Medical Pte. Ltd.
219 Henderson Road
#11-02 Henderson Industrial Park
Singapore 159556
Tel: 65-6273-0898
Fax: 65-6273-0810
info@its-sciencemedical.com
www.its-sciencemedical.com

SOUTH AFRICA

Wirsam Scientific
23 Menton Road Richmond 2092
Johannesburg, South Africa 2092
Tel: 27-11-482-1060
Fax: 27-11-726-6094
vicky@wirsam.com
www.wirsam.com

SOUTH KOREA

Leehyo Bioscience Co., Ltd.
LEEHYO B/D, 107, Bokjeong-ro,
Sujeong-gu, Seongnam-si, Gyeonggido,
13112 South Korea
Tel: 82-31-722-2382
Fax: 82-31-759-7641
support@leehyobio.com
www.leehyobio.com

KC Industrial
Glass Tower 19F, 534, Teheran-ro,
Gangnam-gu, Seoul (06181) South
Korea
Tel: 82-2-2088-3460
Fax: 82-2-2088-3465
sales@kcindustrial.com
www.kcindustrial.com

Cellkor Inc.
1109-ho, Ace High & Tower 1, 5 Digital-ro
26-gil, Guro-gu, Seoul, 08389
South KoreaTel: 82-2-6951-5302
Fax: 82-2-6951-5307
cellkor@cellkor.com
www.cellkor.com

Edithgen
1204, 25 Gwangdeokdong-ro Danwon-gu,
Ansen-city, Gyeonggi-do,
South KoreaTel: 031-520-8959
Fax: 031-500-0882
edithgen@daum.net
www.edithgen.com

SPAIN

ImmunoStep SL
Avda. Universidad de Coimbra s/n,
Edificio Centro de Investigación
del Cáncer
Campus Miguel de Unamuno
37007 – Salamanca
Spain
Tel.: +34 923 294 827
Fax: +34 923 294 827
info@immunostep.com
<https://www.immunostep.com/>

SWEDEN

GENTAUR Europe BVBA
Voortstraat 49,
1910 Kampenhout
Belgium
Tel: +46852503438
info@gentaur.com
www.gentaurshop.com

SWITZERLAND

Chemie Brunschwig AG
Auf dem Wolf 10
CH-4052 Basel
Switzerland
Tel: 41-61-308- 9111
Fax: 41-61-308- 9119
info@brunschwig-ch.com
www.brunschwig-ch.com

TAIWAN

Echo Chemical Co. Ltd.
No. 16 Gongyeh, Road,
Lu-Chu Li, 351 Toufen
Miaoli, Taiwan
R.O.C.
Tel: 886-37-621088
Fax: 886-37-621090
sales@echochemical.com
www.echochemical.com

Uni-Onward Corporation
友和貿易股份有限公司
3F-2, No. 93, Sec. 1, Wen Hua 1st Rd.,
Lin Kou district 24447
New Taipei City, Taiwan
Tel: 886-2-2600-0611
Fax: 886-2-2600-0799
www.uni-onward.com.tw

CONNECT WITH US!

Follow us and like us on your favorite social channels to stay current with information on new products, events, technical resources and more!

[Polysciences.com](https://www.polysciences.com) | Info@Polysciences.com



U.S. Corporate Headquarters
Polysciences
400 Valley Road
Warrington, PA 18976
1(800) 523-2575 / (215) 343-6484
1(800) 343-3291 / (215) 343-0214 fax
info@polysciences.com

Europe Sales Office
Polysciences Europe GmbH
Badener Str. 13
69493 Hirschberg an der Bergstrasse,
Germany
+(49) 0 6201-845 20 0
+(49) 0 6201-845 20 20 fax
info@polysciences.de

Asia Sales Office
Polysciences Asia-Pacific, Inc.
2F-1, 207 DunHua N. Road
Taipei, Taiwan 10595
(886) 2 8712 0600
(886) 2 8712 2677 fax
info@polysciences.tw

India Sales Office
Ott Scientific India Pvt. Ltd.
Plot no 805, 1st Floor
Udyog Vihar, Phase V
Gurugram, Haryana 122016
91 730 370 2008
info@ottscientific.in

Ott Scientific Brasil
Avenida Paulista, 1374,
11º andar, Sala 11A142
Bela Vista - São Paulo/SP
CEP 01310-916
Brasil

